

Actuator

14-
473.036



<https://eao.com/p/14-473.036>

Your product:



14-473.036 Actuator

OPERATING-/INDICATION PART

Lens illumination: illuminative

ELECTRICAL CHARACTERISTICS

Contacts: 1 NC / 1 NO

Electric strength: 3000 VAC, 50 Hz, 1 min. between all terminals and earth, according to EN/IEC 61058-1

Switching voltage and switching current: 100 mA at 42 VAC/VDC

Protection class: II

MECHANICAL CHARACTERISTIC

Contact material: Gold

Operating force: 3 N ... 4 N, depending on the number of switching elements

Weight: 0.015 kg

Terminal: Universal terminal, 2 x 0.5 mm

Switching system: This low-level switching element was designed for switching low powers in electronic circuits. The mechanism assures reliable switching of loads ranging from a few $\mu\text{A}/\mu\text{V}$ up to 100 mA/ 42 VAC/DC. Single-break momentary contact, as normally open or normally closed with 4 independent points of contact. 2 momentary contacts per switching element; combination of normally open and normally closed is possible. Special features are the long life, extremely short rebound time and stable contact resistance.

Mechanical lifetime: 1 Mio. cycles of operation

Switching action: Maintained

Wire cross section: Max. wire diameter 2 wires of 1 mm
Max. wire cross-section of stranded cable 2 x 0.75 mm²

Switching system: Low-level element

Tightening torque: Fixing nut max. 0.25 Nm

Operating Travel: 3 mm

AMBIENT CONDITION

Operating temperature: - 25 °C ... + 55 °C, mounted as a block, make sure the heat can escape freely

Shock resistance: Max. 150 m / s², pulse width 11 ms, 3-axis, (semi-sinusoidal as per EN IEC 60068-2-27)

Storage temperature: - 40 °C ... + 85 °C

IP front protection: IP67, according to DIN EN 60529

CERTIFICATE

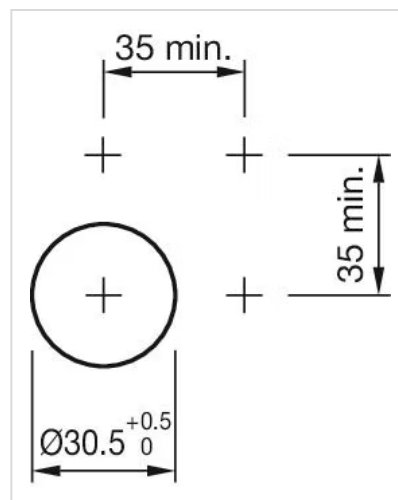
Conformities: 2011 / 65 / EC (RoHS), 2014 / 35 / EU (LVD)

OTHER

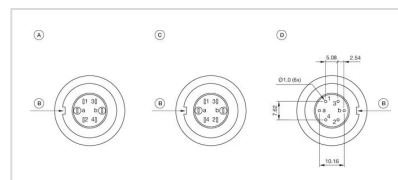
Short Description: Actuator, illuminative, 1 NC / 1 NO, Maintained, Universal terminal, 2 x 0.5 mm, IP67, according to DIN EN 60529

Housing colour: Black

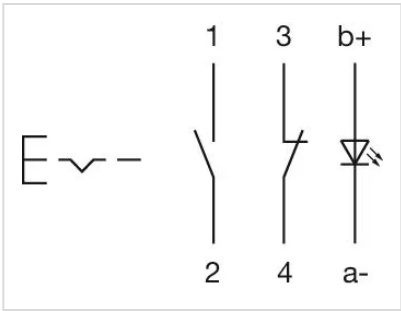
Mounting cut-outs:



Component layouts:



Wiring diagrams:



Dimension drawings:

