Your Expert Partner for **Human Machine Interfaces**

Actuator

14-
415.036K

https://eao.com/p/14-415.036K

Your product:

14-415.036K
Actuator

FRONT

Front bezel material:	Aluminium
Front bezel colour:	Nature

ELECTRICAL CHARACTERISTICS

Protection class:	II
Switching voltage and switching current:	100 mA at 42 VAC/VDC
Electric strength:	3000 VAC, 50 Hz, 1 min. between all terminals and earth, according to EN/IEC 61058-1
Contacts:	1 NC / 1 NO

MECHANICAL CHARATERISTIC

Switching system:	Low-level element
Wire cross section:	Max. wire diameter 2 wires of 1 mm Max. wire cross-section of stranded cable 2 x 0.75 mm^2
Switching angle:	90° right
Terminal:	Universal terminal, 2 x 0.5 mm
Switching action:	Rest (a) - Maintained
Mechanical lifetime:	1 Mio. cycles of operation
Switching positions:	2 positions
Tightening torque:	Fixing nut max. 0.25 Nm
Switching system:	This low-level switching element was designed for switching low powers in electronic circuits. The mechanism assures reliable switching of loads ranging from a few µA/µV up to 100 mA/ 42 VAC/DC. Single-break momentary contact, as normally open or normally closed with 4 independent points of contact. 2 momentary contactsper switching element; combination of normally open and normally closed is possible.

Special features are the long life, extremely short rebound time and stable contact resistance.

Weight:	0.03 kg
Contact material:	Gold
Operating force:	3 N … 4 N, depending on the number of switching elements

AMBIENT CONDITION

Operating temperature:	– 25 °C … + 55 °C, mounted as a block, make sure the heat can escape freely
IP front protection:	IP65, according to DIN EN 60529
Shock resistance:	Max. 150 m / s^2, pulse width 11 ms, 3-axis, (semi-sinusoidal as per EN IEC 60068-2-27)
Storage temperature:	– 40 °C … + 85 °C

CERTIFICATE

Conformities:	2011 / 65 / EC (RoHS), 2014 / 35 / EU (LVD)

OTHER

Housing colour:	Black
Hints:	Lock numbers 1001, lock type KABA
Short Description:	Actuator, Nature, Aluminium, anodised, 1 NC / 1 NO, Rest (a) - Maintained, Universal terminal, 2 x 0.5 mm, IP65, according to DIN EN 60529

Switching positions:

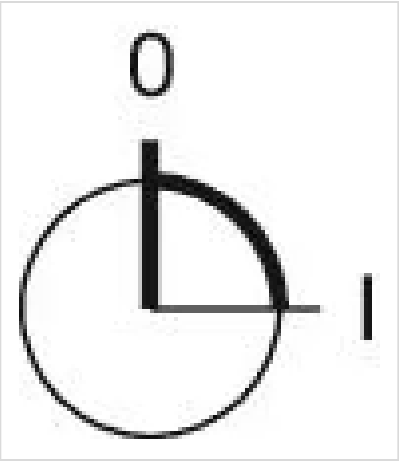

Dimension drawings:

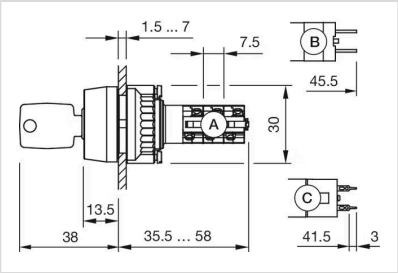

Wiring diagrams:

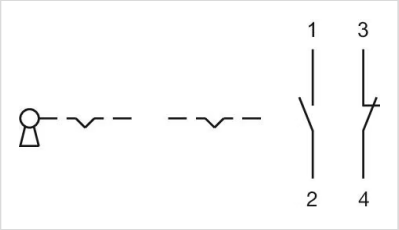

Mounting cut-outs:

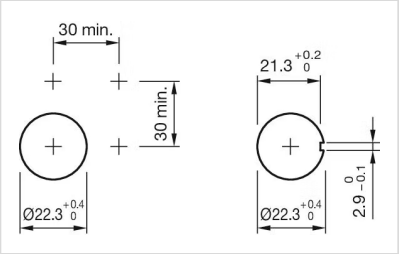
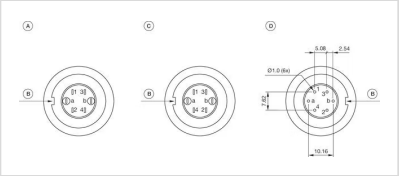
Component layouts: