




Connectors > PCB Connectors > Board-to-Board Connectors > PC/104 Connectors



Number of Positions: **104**

Centerline (Pitch): **2.54 mm [ .1 in ]**

Number of Loaded Positions: **104**

Contact Current Rating (Max): **3 A**

## Features

### Product Type Features

|                                   |                       |
|-----------------------------------|-----------------------|
| Connector System                  | Board-to-Board        |
| Connector & Contact Terminates To | Printed Circuit Board |

### Configuration Features

|                            |               |
|----------------------------|---------------|
| Stacking Configuration     | Stack Through |
| Number of Positions        | 104           |
| Number of Loaded Positions | 104           |

### Electrical Characteristics

|                                       |         |
|---------------------------------------|---------|
| Dielectric Withstanding Voltage (Max) | 500 VAC |
| Insulation Resistance                 | 1000 MΩ |

### Body Features

|                       |       |
|-----------------------|-------|
| Primary Product Color | Black |
|-----------------------|-------|

### Contact Features

|                                      |                 |
|--------------------------------------|-----------------|
| Contact Mating Area Plating Material | Gold            |
| Contact Base Material                | Phosphor Bronze |
| Contact Current Rating (Max)         | 3 A             |

### Termination Features

|   |                          |
|---|--------------------------|
| Termination Post & Tail Length              | 12.27 mm[.483 in]        |
| Termination Method to Printed Circuit Board | Through Hole - Press-Fit |

### Mechanical Attachment

|  |  |
|--|--|
|  |  |
|--|--|



|                          |                       |
|--------------------------|-----------------------|
| PCB Mount Retention Type | Action/Compliant Tail |
|--------------------------|-----------------------|

|                         |             |
|-------------------------|-------------|
| Connector Mounting Type | Board Mount |
|-------------------------|-------------|

### Housing Features

|                  |            |
|------------------|------------|
| Housing Material | Nylon - GF |
|------------------|------------|

|                    |                |
|--------------------|----------------|
| Centerline (Pitch) | 2.54 mm[.1 in] |
|--------------------|----------------|

### Usage Conditions

|                             |                            |
|-----------------------------|----------------------------|
| Operating Temperature Range | -55 – 105 °C[-67 – 221 °F] |
|-----------------------------|----------------------------|

### Operation/Application

|                     |        |
|---------------------|--------|
| Circuit Application | Signal |
|---------------------|--------|

### Industry Standards

|                        |          |
|------------------------|----------|
| UL Flammability Rating | UL 94V-0 |
|------------------------|----------|

## Product Compliance

[For compliance documentation, visit the product page on TE.com>](#)

|                              |           |
|------------------------------|-----------|
| EU RoHS Directive 2011/65/EU | Compliant |
|------------------------------|-----------|

|                             |           |
|-----------------------------|-----------|
| EU ELV Directive 2000/53/EC | Compliant |
|-----------------------------|-----------|

|   |   |
|---|---|
| China RoHS 2 Directive MIIT Order No 32, 2016 | No Restricted Materials Above Threshold |
|---|---|

|  |  |
|--|--|
| EU REACH Regulation (EC) No. 1907/2006 | Current ECHA Candidate List: JUNE 2024 (241)<br>Candidate List Declared Against: JAN 2024 (240)<br>Does not contain REACH SVHC |
|--|--|


|                 |  |
|-----------------|--|
| Halogen Content | Not Low Halogen - contains Br or Cl > 900 ppm. |
|-----------------|--|

|                           |  |
|---------------------------|--|
| Solder Process Capability | Not applicable for solder process capability |
|---------------------------|--|

#### Product Compliance Disclaimer

This information is provided based on reasonable inquiry of our suppliers and represents our current actual knowledge based on the information they provided. This information is subject to change. The part numbers that TE has identified as EU RoHS compliant have a maximum concentration of 0.1% by weight in homogenous materials for lead, hexavalent chromium, mercury, PBB, PBDE, DBP, BBP, DEHP, DIBP, and 0.01% for cadmium, or qualify for an exemption to these limits as defined in the Annexes of Directive 2011/65/EU (RoHS2). Finished electrical and electronic equipment products will be CE marked as required by Directive 2011/65/EU. Components may not be CE marked. Additionally, the part numbers that TE has identified as EU ELV compliant have a maximum concentration of 0.1% by weight in homogenous materials for lead, hexavalent chromium, and mercury, and 0.01% for cadmium, or qualify for an exemption to these limits as defined in the Annexes of Directive 2000/53/EC (ELV). Regarding the REACH Regulation, the information TE provides on SVHC in articles for this part number is based on the latest European Chemicals Agency (ECHA) 'Guidance on requirements for substances in articles' posted at this URL: <https://echa.europa.eu/guidance-documents/guidance-on-reach>

## Compatible Parts



TE Part # 1375795-5  
PC104 ASY STKTHRU UNKEYED

## Customers Also Bought



TE Part #1-102387-0  
50 MODIV HSG COMP DR .100 POL




TE Part #678853-000  
CWT-7




TE Part #215297-5  
5P HV100 REC CON. TE, 7.0MM



TE Part #1-2176345-1  
CRGCO 1210 68R 1%



TE Part #5-2176414-1  
7W STD M/OX 5% 2K4



TE Part #7-2176414-7  
7W STD M/OX 5% 30K



TE Part #5-2176414-6  
7W STD M/OX 5% 3K9



TE Part #2177419-3  
32POS, TAB 0.5X0.4, HEADER ASSY,  
CODA

## Documents

### Product Drawings

[PC104 ASY STKTHRU UNKEYED](#)

English

### CAD Files

[3D PDF](#)

English

[Customer View Model](#)

[ENG\\_CVM\\_1375795-2\\_H.2d\\_dxf.zip](#)

English

[Customer View Model](#)

[ENG\\_CVM\\_1375795-2\\_H.3d\\_igs.zip](#)

English

[Customer View Model](#)

[ENG\\_CVM\\_1375795-2\\_H.3d\\_stp.zip](#)



English

By downloading the CAD file I accept and agree to the [Terms and Conditions](#) of use.

### Datasheets & Catalog Pages

[AMPMODU\\_INTERCONNECTION\\_SYSTEM\\_SECTION1AND2](#)

English

### Product Specifications

[Application Specification](#)

English

### Agency Approvals

[UL Report](#)

English