

MALE FACE VIEW

PART NUMBER LEGEND

104006K21MXXXG

MC 4P SE, MALE

CABLE TYPE: 14 AWG TC ER

FINISHED LENGTH:
M001= .1M
M010= 1.0M
M100= 10.0M

BLACK #1	P1
BLACK #2	1
BLACK #3	2
GREEN/YELLOW	3
	4

WIRING DIAGRAM

MECHANICAL

CONTACT: GOLD/NICKEL OVER COPPER ALLOY
 INSERT: BLACK PVC
 COUPLING NUT: ZINC DIE CAST, BLACK E-COAT
 MOLDED BODY: BLACK PVC
 CABLE: 14 AWG 4 CONDUCTORS BLACK TPE JACKET
 CABLE MARKING: [MFG. UL FILE NO.] 14 AWG (2.08mm²)
 UL TYPE TC-ER/MTW (UL) THHN/THWN
 600V 90C DRY 75C WET OIL RES SUN
 RES [MFG. CSA FILE NO.] CSA AWM
 I/II A/B 105C W75 1000V -40C FT4

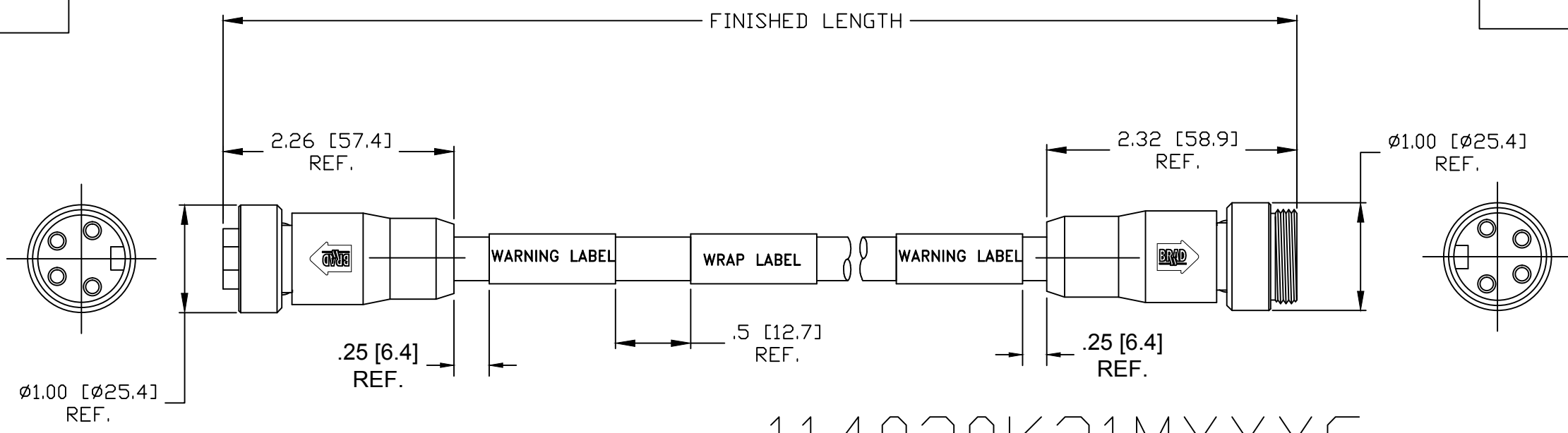
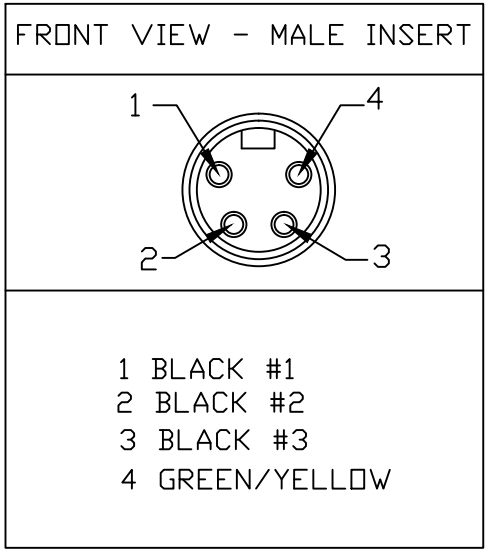
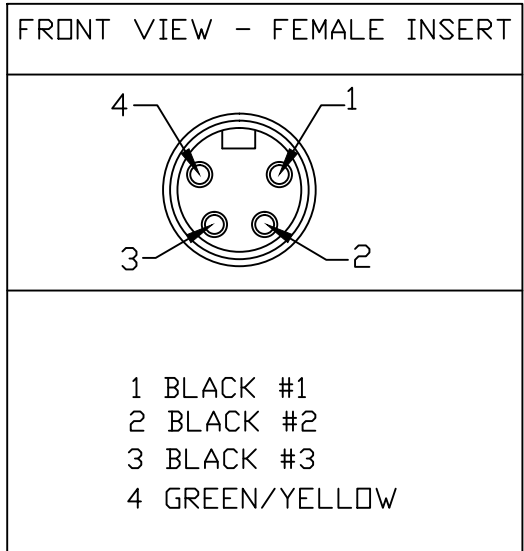
ELECTRICAL

VOLTAGE RATING: 600V AC/DC
 AMPERAGE: 15A

ENVIRONMENTAL

PROTECTION: IP67

RELEASED EC NO: IPG2016-1628 DRWNGGUSTAFSON 2016/06/01 CHKD:MZIELNSKI 2016/06/15 APPR:BWODMAN 2016/06/02	QUALITY SYMBOLS	GENERAL TOLERANCES (UNLESS SPECIFIED)		DIMENSION STYLE IN/MM		SCALE 1:1	DESIGN UNITS INCH	THIRD ANGLE PROJECTION	
	▽=0	mm	INCH	DRAWN BY	DATE	TITLE			
	▽=0	4 PLACES ± ---	± ---	GGUSTAFSON	2016/06/01	MINI CHANGE ASSEMBLY			
		3 PLACES ± ---	± .005	CHECKED BY	DATE	4P MALE			
		2 PLACES ± 0.13	± .010	MZIELNSKI	2016/06/15	#14AWG CABLE BLACK			
	1 PLACE ± 0.25	± .020	APPROVED BY	DATE	MATERIAL NO.		DOCUMENT NO.		SHEET NO.
	0 PLACE ± ---	± ---	BWOODMAN	2016/06/02	-----		SD-130061-038		1 OF 1
		ANGULAR ± .5 °		THIS DRAWING CONTAINS INFORMATION THAT IS PROPRIETARY TO MOLEX INCORPORATED AND SHOULD NOT BE USED WITHOUT WRITTEN PERMISSION					
		DRAFT WHERE APPLICABLE MUST REMAIN WITHIN DIMENSIONS							



114030K21MXXXG

Cable type
14/4 AWG
black TPE

Finished Length
M005 = .5 Meters
M010 = 1 Meter

MECHANICAL
CONTACT : GOLD/NICKEL OVER COPPER ALLOY
INSERT : BLACK PVC
COUPLING NUT: ZINC DIE CAST, BLACK E-COAT
MOLDED BODY: BLACK PVC
CABLE: 14 AWG 4 CONDUCTORS BLACK TPE JACKET
CABLE MARKING: [MFG. UL FILE NO.] 14 AWG (2.08mm²)
UL TYPE TC-ER/MTW (UL) THHN/THWN
600V 90C DRY 75C WET OIL RES SUN
RES [MFG. CSA FILE NO.] CSA AWM
I/II A/B 105C W75 1000V -40C FT4

ELECTRICAL
VOLTAGE RATING: 600V AC/DC
AMPERAGE: 15A

ENVIRONMENTAL
PROTECTION: IP67

UPDATED DRAWING EC NO: IPG2016-1628 DRWN: GGUSTAFS 2016/06/02 CHKD: MZIELINS 2016/06/15 APPR: BWOODMAN 2015/11/09	DESCRIPTION REV	QUALITY SYMBOLS ▽=0 ▽C=0	GENERAL TOLERANCES (UNLESS SPECIFIED)		DIMENSION STYLE INCH/MM		SCALE NTS	DESIGN UNITS INCH	THIRD ANGLE PROJECTION		
			mm	INCH	DRAWN BY	DATE	MINI CHANGE ASSEMBLY 4P MALE/FEMALE 14/4 AWG TPE BLACK				
		4 PLACES	±---	±---	KCOX01	2015/10/19					
		3 PLACES	±---	±---	CHECKED BY	DATE	MOLEX INCORPORATED				
2 PLACES	±---	±---	BARDEN	2015/10/19							
1 PLACE	±---	±---	APPROVED BY	DATE	DOCUMENT NO. SD-130062-023 SHEET NO. 1 OF 1						
ANGULAR ±---°			JFMURPHY	2015/11/09							
DRAFT WHERE APPLICABLE MUST REMAIN WITHIN DIMENSIONS			MATERIAL NO. SEE MATRIX		THIS DRAWING CONTAINS INFORMATION THAT IS PROPRIETARY TO MOLEX INCORPORATED AND SHOULD NOT BE USED WITHOUT WRITTEN PERMISSION						
			SIZE B								