

4

3

2

1

THIS DRAWING IS UNPUBLISHED.

RELEASED FOR PUBLICATION

20

© COPYRIGHT 2020

TE Connectivity. All Rights Reserved.

ALL RIGHTS RESERVED.

REVISIONS

P	LTR	DESCRIPTION	DATE	DWN	APVD
	A	INITIAL RELEASE	10JUN2020	J.G	I.Y
	A1	ECR-20-010349	26JUL2020	J.G	I.Y
	A2	ECR-24-225412	30OCT2024	M.L	Z.Z

18CCT PLUG CONNECTOR
WITHOUT HEATSHRINK HOUSING

DETAIL A
SCALE 2:1

DATE CODE: X XX XX

X-DAY: 1- 7

XX-WEEK: 01 - 52

XX-YEAR: 00 - 99

#-MACHINE 1

EXAMPLE: 11315 = DAY 1, WEEK 13, YEAR 15
i.e. 23rd OF MARCH 2015

18CCT PLUG CONNECTOR
WITH HEATSHRINK HOUSING

1. THIS PLUG MATES WITH RECEP ASSEMBLY PN X-2600046-X FOR THE CORRESPONDED KEYING.

2. MATERIALS

PLUG HOUSING: NYLON GF30, BLACK. PLUG SEAL: SILICONE RUBBER, RED

TERMINAL RETAINER: NYLON GF30, BLACK

BACK SEAL: SILICONE RUBBER

BACK COVER: NYLON GF30, BLACK

HEATSHRINK HOUSING: NYLON GF30, BLACK

3 CIRCUIT IDENTIFICATION

4. JACKET RANGE = \varnothing 1.35mm TO 3.05mm

5 REFERENCE ASSEMBLY AID CHECK MARK

6. SEE SHEET 2 FOR FINAL PART NUMBER DESIGNATION

THIS DRAWING IS A CONTROLLED DOCUMENT.

DWN J.GU 26JUL2020

CHK E. JIANG 26JUL2020

APVD L.YIN 26JUL2020

PRODUCT SPEC

108-160026

APPLICATION SPEC

114-160017

WEIGHT -

CUSTOMER DRAWING

DIMENSIONS:

mm

TOLERANCES UNLESS
OTHERWISE SPECIFIED:0 PLC \pm 1 PLC \pm 2 PLC \pm 3 PLC \pm 4 PLC \pm ANGLES \pm

FINISH -

TE Connectivity

NAME

18CCT DT-XT CONNECTOR
PLUG ASSEMBLY

SIZE

A3

CAGE CODE

00779

DRAWING NO

C-2600047

RESTRICTED TO

-

SCALE 1:1

SHEET 1 OF 2

REV A2

1470-19 (3/13)

THIS DRAWING IS UNPUBLISHED.

RELEASED FOR PUBLICATION

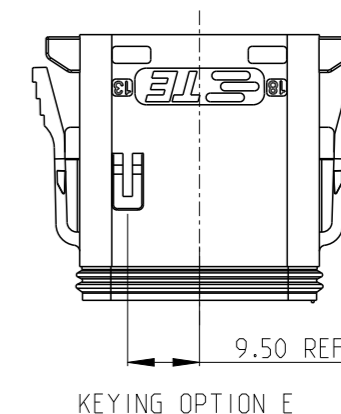
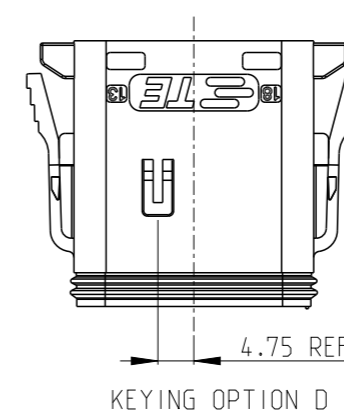
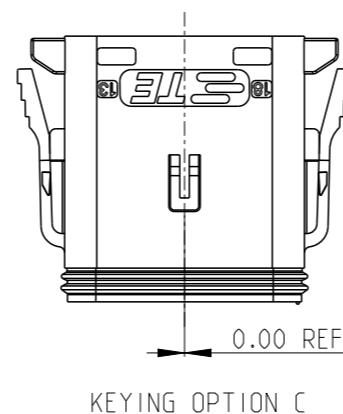
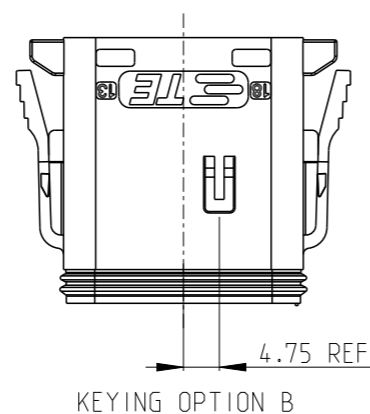
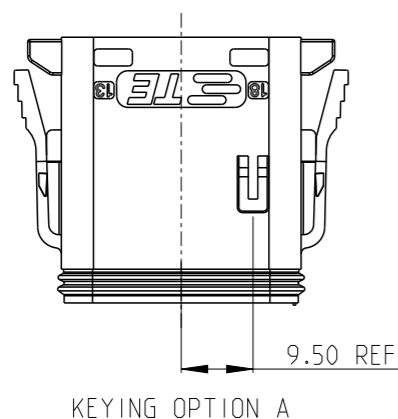
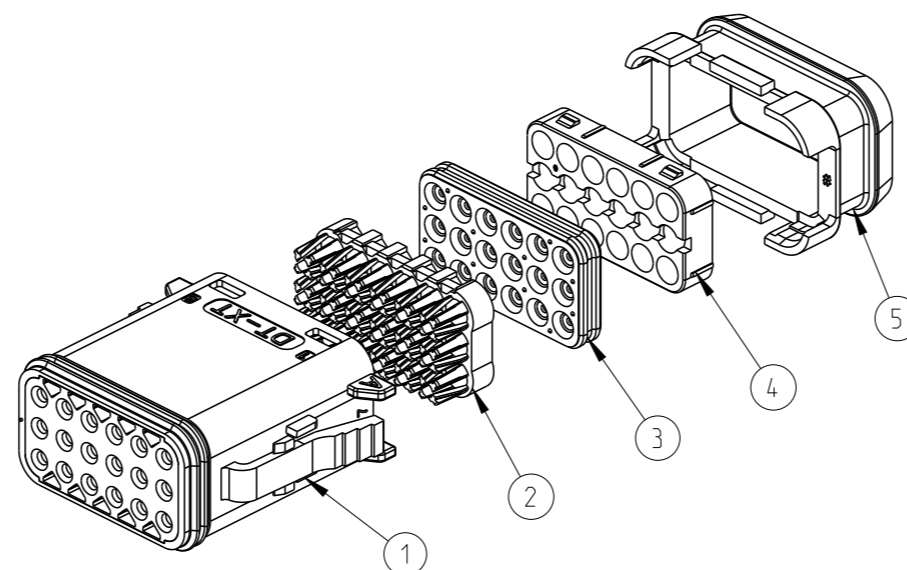
20

REVISIONS

© COPYRIGHT 2020 TE Connectivity. All Rights Reserved.

ALL RIGHTS RESERVED.

P	LTR	DESCRIPTION	DATE	DWN	APVD
		SEE SHEET 1			



QTY. REQUEST PER ASSY										COLOR	MATERIAL	DESCRIPTION	ITEM NO
1	1	1	1	1	-	-	-	-	-	BLACK	NYLON GF30	HEATSHRINK HOUSING	5
1	1	1	1	1	1	1	1	1	1	BLACK	NYLON GF30	BACK COVER	4
1	1	1	1	1	1	1	1	1	1	BURNT ORANGE	SILICONE RUBBER	BACK SEAL	3
1	1	1	1	1	1	1	1	1	1	BLACK	NYLON GF30	TERMINAL RETAINER	2
1	-	-	-	-	1	-	-	-	-	BLACK	NYLON GF30	HOUSING, KEYING E	1
-	1	-	-	-	-	1	-	-	-	BLACK	NYLON GF30	HOUSING, KEYING D	
-	-	1	-	-	-	-	1	-	-	BLACK	NYLON GF30	HOUSING, KEYING C	
-	-	-	1	-	-	-	-	1	-	BLACK	NYLON GF30	HOUSING, KEYING B	
-	-	-	-	1	-	-	-	-	1	BLACK	NYLON GF30	HOUSING, KEYING A	
18.30	18.30	18.30	18.30	18.30	15.35	15.35	15.35	15.35	15.35	WEIGHT OF EACH ASSY(g)			
-	-	-	-	-	-	-	-	-	-	REVISION OF EACH ASSY NO.			
934457551	934457541	934457531	934457521	934457511	934457151	934457141	934457131	934457121	934457111	ALIAS PN			
1--0	--9	--8	--7	--6	--5	--4	--3	--2	--1	TE ASSEMBLY PN			

THIS DRAWING IS A CONTROLLED DOCUMENT.

DWN J.GU 26JUL2020
 CHK E. JIANG 26JUL2020
 APVD L.YIN 26JUL2020

PRODUCT SPEC 108-160026
 APPLICATION SPEC 114-160017

WEIGHT -

CUSTOMER DRAWING

DIMENSIONS: mm

TOLERANCES UNLESS OTHERWISE SPECIFIED:

0 PLC	±
1 PLC	±
2 PLC	±
3 PLC	±
4 PLC	±
ANGLES	±
FINISH	-

STE TE Connectivity

NAME 18CCT DT-XT CONNECTOR PLUG ASSEMBLY

SIZE A3	CAGE CODE 00779	DRAWING NO C=2600047	RESTRICTED TO -
---------	-----------------	----------------------	-----------------

SCALE 1:1 SHEET 2 OF 2 REV A2