

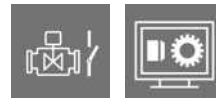
**DRH275615LT****Weidmüller Interface GmbH & Co. KG**

Klingenbergstraße 26

D-32758 Detmold

Germany

www.weidmueller.com

**Product image**

Similar to illustration

DRH DC relays (with blow-out magnet)

- 1 NC contact and 1 NO contact
- Optional AC or DC coils
- With test button and Integrated status LED

**General ordering data**

Version	D-SERIES DRW / DRH, Relay 1 NO contact and 1 NC contact with blow-out magnet AgSnO, Rated control voltage: 115 V AC, Continuous current: 16 A, Flat blade connections (4.8 mm x 0.5 mm), Test button available: Yes
Order No.	<a href="#">1220120000</a>
Type	DRH275615LT
GTIN (EAN)	4032248998586
Qty.	10 pc(s).

Creation date January 23, 2023 9:41:56 AM CET

Catalogue status 09.01.2023 / We reserve the right to make technical changes.

## DRH275615LT

Weidmüller Interface GmbH &amp; Co. KG

Klingenbergstraße 26

D-32758 Detmold

Germany

www.weidmueller.com

## Technical data

## Dimensions and weights

Depth	48 mm	Depth (inches)	1.89 inch
Height	36 mm	Height (inches)	1.417 inch
Width	36 mm	Width (inches)	1.417 inch
Net weight	84.4 g		

## Temperatures

Storage temperature	-40 °C...60 °C	Operating temperature	-40 °C...60 °C
Operating temperature, min.	-40 °C	Operating temperature, max.	60 °C
Humidity	35 % to 85 % relative humidity level		

## Rated data UL

Certificate No. (cURus)	E312083
-------------------------	---------

## Control side

Rated control voltage	115 V AC	Rated current AC	21 mA
Power rating	2.5 VA	Pull-in/drop-out voltage, typ.	92 V / 34.5 V AC
Coil resistance	2200 Ω ± 10 %	Coil tolerance	10 %
Status indicator	red LED		

## Load side

Rated switching voltage	250 V AC	Continuous current	16 A
Max. switching frequency at rated load	0.1 Hz	Max. switching voltage, DC	300 V
Inrush current	80 A / 50 ms	AC switching capacity (resistive), max.	4000 VA
DC switching capacity (resistive), max.	660 W @ 220 V	Switch-on delay	< 20 ms
Switch-off delay	< 20 ms	Contact type	1 NO contact and 1 NC contact with blow-out magnet (AgSnO)
Mechanical service life	10 x 10 <sup>6</sup> switching cycles	Min. switching power	100 mA @ 12 V

## General data

Test button available	Yes		
Version of test button	Lockable test button, Momentary test button		
Mechanical switch position indicator	Yes		
Colour	Transparent		
UL94 flammability rating component	Component	Housing	
	UL94 flammability rating	V-2	
	Component	Relay baseplate	
	UL94 flammability rating	V-0	
	Component	Relay status indicator	
	UL94 flammability rating	HB	
	Component	Relay test button	
	UL94 flammability rating	HB	

## DRH275615LT

Weidmüller Interface GmbH &amp; Co. KG

Klingenbergstraße 26

D-32758 Detmold

Germany

www.weidmueller.com

## Technical data

## Insulation coordination

Insulation coordination according to	EN 61810-1:2008	Rated voltage	400 V
Pollution severity	3	Surge voltage category	III
Insulating material group	IIIa	Clearance and creepage distances for control side - load side	≥ 6,3 mm
Dielectric strength for control side - load side	4 kV <sub>eff</sub> / 1 min	Dielectric strength of neighbouring contacts	4 kV <sub>eff</sub> / 1 min
Dielectric strength of open contact	4 kV <sub>eff</sub> / 1 min	Protection degree	IP20

## Further details of approvals / standards

Standards	IEC 61810-1, EN 60664-1:2007, EN 61000-6-2:2005, EN 61000-6-4:2007 + A1:2011, UL 508	Certificate No. (cURus)	E312083
-----------	--	-------------------------	---------

## Connection data

Wire connection method	Flat blade connections (4.8 mm x 0.5 mm)
------------------------	--

## Classifications

ETIM 6.0	EC001437	ETIM 7.0	EC001437
ETIM 8.0	EC001437	ECLASS 9.0	27-37-16-01
ECLASS 9.1	27-37-16-01	ECLASS 10.0	27-37-16-01
ECLASS 11.0	27-37-16-01	ECLASS 12.0	27-37-16-01

## Environmental Product Compliance

REACH SVHC	Lead 7439-92-1
------------	----------------

## Approvals

Approvals



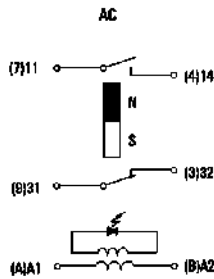
ROHS	Conform
UL File Number Search	UL Website
Certificate No. (cURus)	E312083

## Downloads

Approval/Certificate/Document of Conformity	<a href="#">EU Konformitätserklärung / EU Declaration of Conformity</a>
Engineering Data	<a href="#">CAD data – STEP</a>
Engineering Data	<a href="#">WSCAD</a>
Catalogues	<a href="#">Catalogues in PDF-format</a>
Brochures	

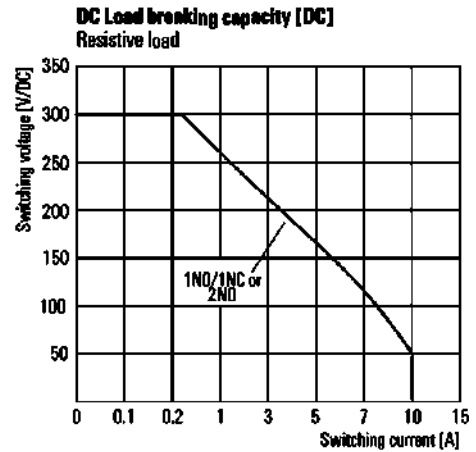
Drawings

Wiring diagram



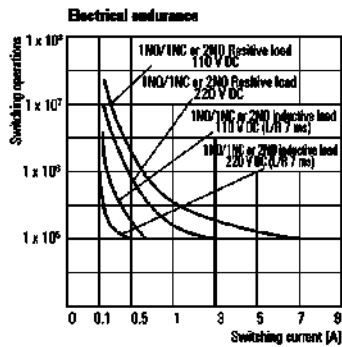
View of Pins from below

Graph



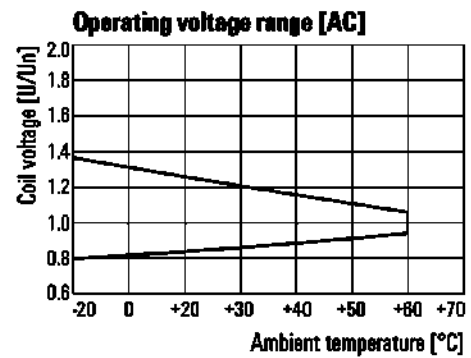
DC load limit curve Resistive load

Graph



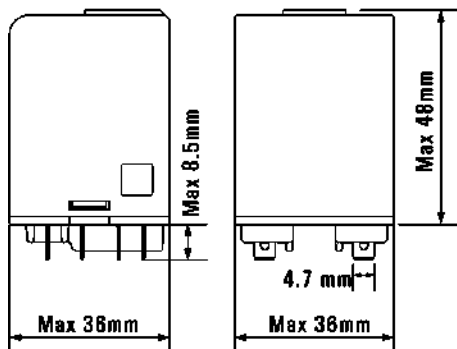
Electrical service life

Graph



AC operational voltage range

Dimensional drawing



**Data sheet**

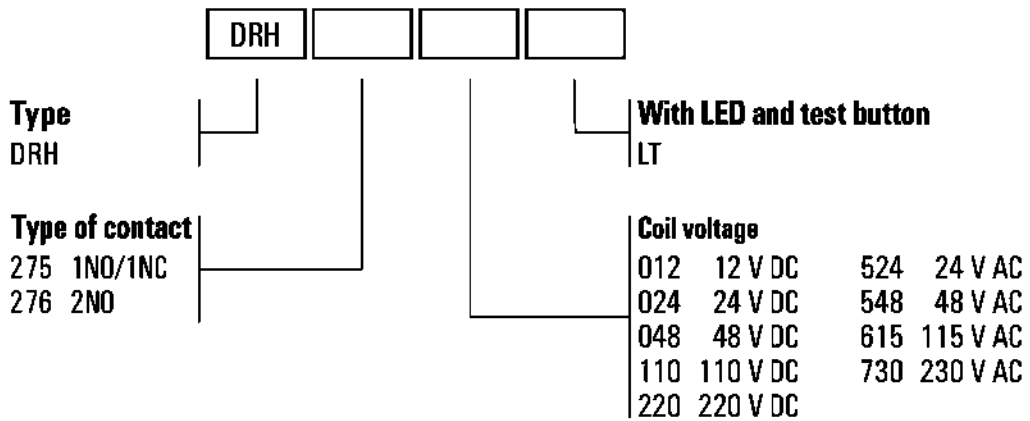
**DRH275615LT**

**Weidmüller Interface GmbH & Co. KG**  
 Klingenbergstraße 26  
 D-32758 Detmold  
 Germany

www.weidmueller.com

**Drawings**

**Miscellaneous**



Type codes