SYMBOL DEFINITION		MISSING SYMBOLS
A DIMENSION WITHOUT AN INSPECTION REPORT SYMBOL (▭) DOES NOT REQUIRE INSPECTION. IT MAY BE CONTROLLED ON THE INDIVIDUAL COMPONENT DRAWING.	TOTAL NO OF INSPECTIONS REQUIRED 48	32 35-44
	LAST NO. USED 51	

DRG STATUS DATE	STA	REV	N/P	ZONE	REVISION HISTORY	AUTH	DR	APVD 1	APVD 2
21MY99	R	01	-	-	CLEARED REV COL & 15354670 - RELEASED	990205	AKS	RMM	EH
23AU99	R	02	-	-	15354670 - REVISED MAT'L SPEC	196609	KBD	KBD	EJH
13SE99	R	03	-	-	15354670 - REVISED MAT'L SPEC	196680	MAC	MAC	EJH
06DC99	R	04	-	-	15354670 - CORRECTED REVISION LEVEL	197402	MAC	MAC	EJH
26JA00	R	05	-	-	15354670 - UPDATED PDM ATTRIBUTES	198517	MAB	MAB	EJH
10AU01	R	06	-	-	15418340 - RELEASED, 12103514-16 ADDED "TYPE" COLUMN TO CHART	212649	EES	JLD	RAP
26MR04	R	07	-	-	ALL PARTS - REVISED "*" REFERENCE TO NOTE 2	253370	CCV	JAA	RAP
24AU05	R	08	-	-	13539139 - RELEASED; ALL PARTS - REVISED MAT'L SPEC TO LATEST M-SPEC STANDARD	271323	RH	RH	WM
12AP07	R	09	-	-	13629796 - RELEASED	401003	GE	GE	SM
17SE07	R	10	-	-	UPDATED PDM ATTRIBUTES	402377	WM	WM	MCR

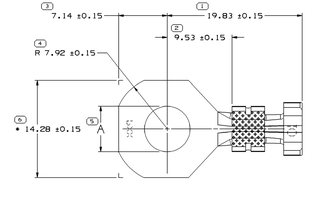

VIEW SCALE DOES NOT REFLECT ACTUAL PART SIZE

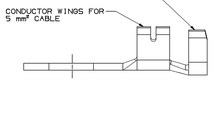

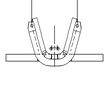

TYPE 201

12103512	B3	-		1.024 X 26.97	M3649155 210 GILDING 3/4 HD SN PLTD	6.7
PART NO	REV	N/P	STATUS	MAT'L SIZE	MATERIAL SPECIFICATION	
PLATED						ø A±0.1

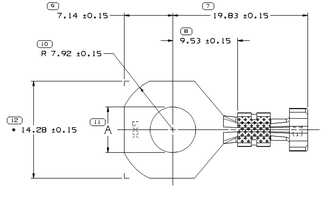

VIEW SCALE DOES NOT REFLECT ACTUAL PART SIZE

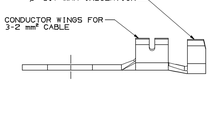

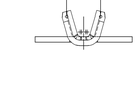

TYPE 202

12103513	B3	-		0.813 X 26.97	M3649129 210 GILDING 3/4 HD SN PLTD	6.7
PART NO	REV	N/P	STATUS	MAT'L SIZE	MATERIAL SPECIFICATION	
PLATED						ø A±0.1

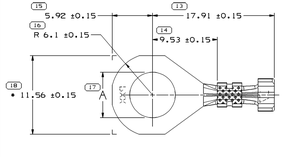

VIEW SCALE DOES NOT REFLECT ACTUAL PART SIZE

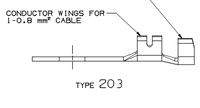

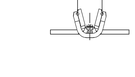

TYPE 203

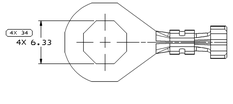

TYPE 206
SAME AS TYPE 203
EXCEPT AS SHOWN

VIEW SCALE DOES NOT REFLECT ACTUAL PART SIZE

13539139	01	-		0.645 X 23.83	M3649097 210 GILDING 3/4 HD SN PLTD	-	206
15418340	01	AB		0.645 X 23.83	M3649097 210 GILDING 3/4 HD SN PLTD	-	206
12103516	B4	-		0.645 X 23.83	M3649097 210 GILDING 3/4 HD SN PLTD	4.3	203
12103515	B4	-		0.645 X 23.83	M3649097 210 GILDING 3/4 HD SN PLTD	5.4	203
12103514	B4	-		0.645 X 23.83	M3649097 210 GILDING 3/4 HD SN PLTD	6.7	203
PART NO	REV	N/P	STATUS	MAT'L SIZE	MATERIAL SPECIFICATION		
PLATED						ø A±0.1	TYPE

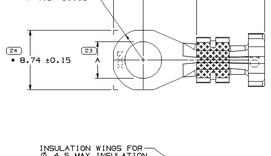

VIEW SCALE DOES NOT REFLECT ACTUAL PART SIZE

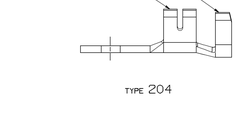

TYPE 204

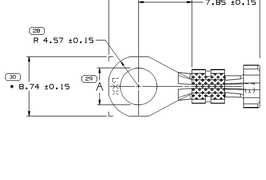

VIEW SCALE DOES NOT REFLECT ACTUAL PART SIZE

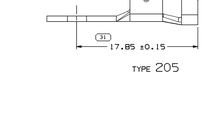

TYPE 205

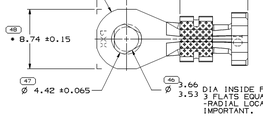

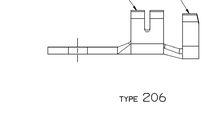

TYPE 206

NOTES

1. UNLESS OTHERWISE SPECIFIED AND/OR INDICATED:
   DIMENSIONS ARE TO FACE OF VIEW SHOWN AND AUTOMATICALLY ROUNDED BY COMPUTER FOR INSPECTION. (SEE MATH MODEL FOR PRECISE DIMENSIONS.) FOR ALL OTHER DIMENSIONS NOT SHOWN BUT REQUIRED FOR TOOL BUILD, SEE MATH MODEL FOR PRECISE TOOL PATH DATA.
2. "*" INDICATES DIMENSIONS MADE AT CUT-OFF AND CRIMP DIE.
3. TYPE 206, PN 13629796 UTILIZES FEATURE TO RETAIN SCREW OF M4-0.7mm OR EQUIVALENT.

4.3	M4	#8
5.4	M5	#10
6.7	M6	1/4"
ø A	METRIC	STANDARD
	SCREW SIZE	

12103518	B3	-		1.024 X 22.22	M3649152 210 GILDING 3/4 HD SN PLTD	4.3
12103517	B3	-		1.024 X 22.22	M3649152 210 GILDING 3/4 HD SN PLTD	5.4
PART NO	REV	N/P	STATUS	MAT'L SIZE	MATERIAL SPECIFICATION	
PLATED						ø A±0.1

DRAWING NUMBER					
12103500					
SIZE	SCALE	PAGE	NO SHEET	NO TOTS	REV	PROD
A1x3	5:1	2 OF 2	2 OF	R	10	-

15354670	03	AD		0.813 X 22.22	M37201/24 C171 1/4 HT SN PLTD	5.4
12103520	B3	-		0.813 X 22.22	M3649124 210 GILDING 3/4 HD SN PLTD	4.3
12103519	B3	-		0.813 X 22.22	M3649124 210 GILDING 3/4 HD SN PLTD	5.4
PART NO	REV	N/P	STATUS	MAT'L SIZE	MATERIAL SPECIFICATION	
PLATED						ø A±0.1

13629796	01	AA		1.024 X 22.22	M3649152 210 GILDING 3/4 HD SN PLTD	
PART NO	REV	N/P	STATUS	MAT'L SIZE	MATERIAL SPECIFICATION	
PLATED						

(33) PROCESS SENSITIVE DIMENSION	
DIMENSIONS ENCLOSED IN ( ) INDICATE REFERENCE DIMENSIONS AND NO TOLERANCE ACCEPTS ARE EXTRA CHARGE	
DIMENSIONAL POINT (DM)	DCIMT 10
1 PLACE ±0.5	2 PLACE ±0.25
3 PLACE ±0.127	ANGLE ±1°
TOLERANCE UNLESS OTHERWISE SPECIFIED	
1 PLACE ±0.5	2 PLACE ±0.25
3 PLACE ±0.127	ANGLE ±1°
ANGULAR TOLERANCE ±1°	

THIRD ANGLE PROJECTION

DO NOT SCALE USE MATH DATA

DWG TYPE	PART DRAWING
STYLE	
VOLUME (CM³)	SHEET SIZE D

UNLESS OTHERWISE SPECIFIED

THIS DOCUMENT IS IN ACCORDANCE WITH ASME Y14.5M-1994 AS IMPLEMENTED BY THE DELPHI DIMENSIONING STANDARD. THIS DRAWING IS THE PROPERTY OF DELPHI AUTOMOTIVE SYSTEMS (DAS) AND RELATED SYSTEMS (RS). ALL IP ASSOCIATED FORM, FIT AND FUNCTION, DESIGN, PROCESS, TOOLING, DATA AND DOCUMENTATION IS SUBJECT TO THE OPERATION OF DELPHI TECHNOLOGY, PATENT, TRADE SECRET, COPYRIGHT AND OTHER RIGHTS. REPRODUCTION OF THIS DOCUMENT, IN WHOLE OR IN PART, WITHOUT WRITTEN PERMISSION OF DAS IS PROHIBITED.

ALL DIMENSIONS ARE IN MILLIMETERS

REFERENCE

DELPHI

DELPHI PACKARD ELECTRICAL/ELECTRONIC ARCHITECTURE
WARREN, OH

		DATE
DR		
APVD1	S. LIMON A.	08JA97
APVD2	R. RAMOS S.	08JA97
APVD3	ROBERT LAIRD	01MY97
APVD4		
APVD5		

SUBSTANCES OF CONCERN NO RECYCLED CONTENT PER DELPHI (29-F002)

MATERIAL
SEE CHART

DRAWING NAME
TAXI TERM RING

DRAWING NUMBER						
12103500						
SIZE	SCALE	PAGE	NO SHEET	NO TOTS	REV	PROD
A1x3	5:1	1 OF 2	2 OF	R	10	-

IS 103200
Delphi Packard Electrical/Electronic Architecture
Warren, Ohio
Date: 08JA97
Author: Ed Hayes-Jr
Filename: 12103500.DWG
Drawing Number: 12103500
Revision: R10
Page: 1 of 2