

RJ 45

PART No MATRIX

RJ 45

PIN	WIRE COLOR
1	YELLOW
2	ORANGE
3	WHITE
6	BLUE

PIN	WIRE COLOR
1	YELLOW
2	ORANGE
3	WHITE
6	BLUE

SHIELD CONNECTED TO THE HOUSING

SHIELD CONNECTED TO THE HOUSING

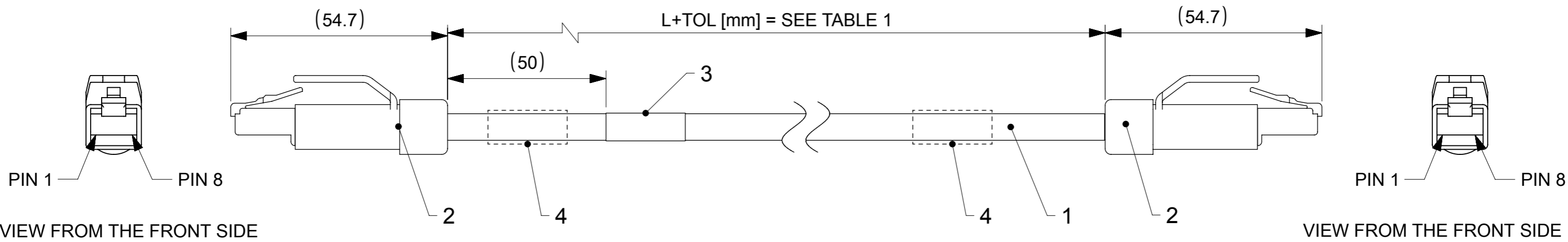
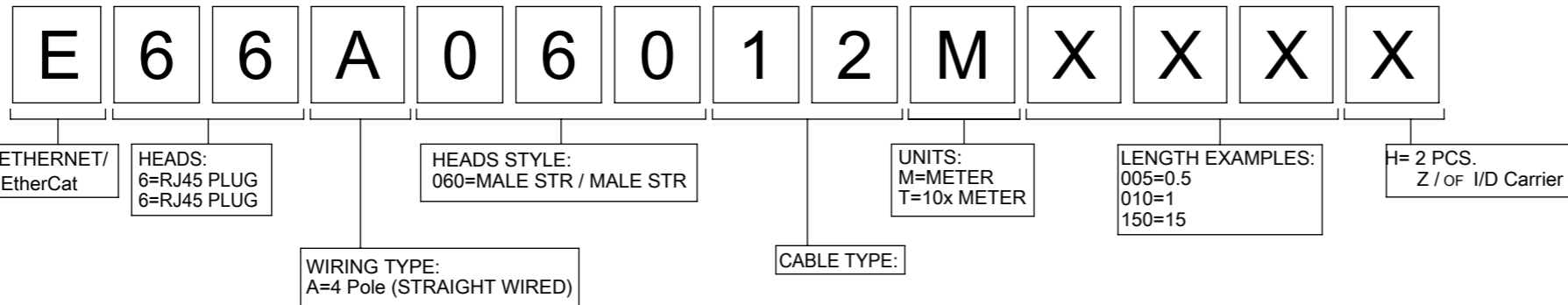



TABLE 1

ITEM	MOLEX PN	ENGINEERING NO	ITEM	MOLEX PN	ENGINEERING NO
1	1201088293	E66A06012M010H	24	1201088367	E66A06012M350
2	1201088294	E66A06012M020H	25	1201088368	E66A06012M400
3	1201088295	E66A06012M050H	26	1201088369	E66A06012M450
4	1201088296	E66A06012M100H	27	1201088370	E66A06012M500
5	1201088297	E66A06012M150H	28	1201088371	E66A06012M550
6	1201088298	E66A06012M200H	29	1201088372	E66A06012M600
7	1201088300	E66A06012M030H	30	1201088373	E66A06012M650
8	1201088301	E66A06012M300H	31	1201088374	E66A06012M700
9	1201088302	E66A06012M500H	32	1201088375	E66A06012M750
10	1201088353	E66A06012M010	33	1201088376	E66A06012M800
11	1201088354	E66A06012M020	34	1201088386	E66A06012M700H
12	1201088355	E66A06012M030	35	1201088387	E66A06012M900H
13	1201088356	E66A06012M040	36	1201088393	E66A06012M002H
14	1201088357	E66A06012M050	37	1201088394	E66A06012M005H
15	1201088358	E66A06012M060	38	1201088395	E66A06012M250H
16	1201088359	E66A06012M080	39	1201088396	E66A06012M400H
17	1201088360	E66A06012M090	40	1201088397	E66A06012M600H
18	1201088361	E66A06012M100	41	1201088554	E66A06012M003
19	1201088362	E66A06012M120	42	1201088555	E66A06012M006
20	1201088363	E66A06012M150	43	1201088655	E66A06012M025
21	1201088364	E66A06012M200	44	1201088746	E66A06012M850
22	1201088365	E66A06012M250	45	1201088747	E66A06012M015
23	1201088366	E66A06012M300	46	1201088748	E66A06012M070



BOM

ITEM	QTY	DESCRIPTION	MMATERIAL	FINISH/COLOR
4	2	ID CARRIER - SEE MATRIX	PVC	TRANSPARENT
3	1	LABEL	VINYL	YELLOW
2	2	HOUSING P20 PLUG CONNECTOR Cat5	-	-
1	-	CABLE 2x2x22AWG SHIELD	TPU	GREEN

Over	Up to and including	Tolerance(+)
0	1000	+40 0
1000	5000	+60 0
5000	10000	+80 0
10000	20000	+140 0
20000	30000	+160 0
30000	>	+1% of length

THIS DRAWING CONTAINS INFORMATION THAT IS PROPRIETARY TO MOLEX ELECTRONIC TECHNOLOGIES, LLC AND SHOULD NOT BE USED WITHOUT WRITTEN PERMISSION

SYMBOLS: $\nabla = 0$, $\nabla = 0$, $\nabla = 0$, $\nabla = 0$, $\nabla = 0$, $\nabla = 0$, $\nabla = 0$, $\nabla = 0$, $\nabla = 0$, $\nabla = 0$

Table of length tolerances (continued):

DIMENSION UNITS	SCALE
mm	1:1

GENERAL TOLERANCES (UNLESS SPECIFIED):

ANGULAR TOL ± °

4 PLACES ±

3 PLACES ±

2 PLACES ±

1 PLACE ±

0 PLACES ±

DRAFT WHERE APPLICABLE MUST REMAIN WITHIN DIMENSIONS

THIRD ANGLE PROJECTION

DRAWING: A3-SIZE

SERIES: 120108

MATERIAL NUMBER: SEE TABLE 1

CUSTOMER: GENERAL MARKET

SHEET NUMBER: 1 OF 1

CURRENT REV DESC:

EC NO: 605358

DRWN: MMATLA 2018/10/03

CHK'D: MIWASIECZKO 2018/10/04

APPR: MIWASIECZKO 2018/10/04

INITIAL REVISION:

DRWN: DSTACHOWIAK 2016/10/20

APPR: MIWASIECZKO 2016/10/24

DOCUMENT NUMBER: 1201088293

DOC TYPE: PSD

DOC PART: 00P

REVISION: A2

molex

CSE ETH ETH RJ45 WSOR RJ45 XM

PRODUCT CUSTOMER DRAWING