

1123899-1 ✓ ACTIVE

AMP | Multilock Connector System


TE Internal #: 1123899-1

PCB Mount Header, Vertical, Wire-to-Wire, 2 Position, 5 mm  
Centerline, Fully Shrouded, Tin, Through Hole - Press-Fit, Multilock  
Connector System

[View on TE.com >](#)



Connectors > PCB Connectors > PCB Headers & Receptacles



Connector System: **Wire-to-Wire**

Number of Positions: **2**

Centerline (Pitch): **5 mm**

Sealable: **No**

PCB Mount Orientation: **Vertical**

### Features

#### Product Type Features

Mixed & Hybrid Header	No
PCB Connector Assembly Type	PCB Mount Header
Header Type	Fully Shrouded
Connector System	Wire-to-Wire
Sealable	No

#### Configuration Features

Number of Positions	2
PCB Mount Orientation	Vertical
Number of Rows	1

#### Body Features

Primary Product Color	Natural
-----------------------	---------

#### Contact Features

Contact Mating Area Plating Material	Tin
--------------------------------------	-----



### Termination Features

Termination Method to Printed Circuit Board	Through Hole - Press-Fit
---	--------------------------

### Mechanical Attachment

Mating Alignment	With
------------------	------

### Housing Features

Centerline (Pitch)	5 mm
--------------------	------

### Usage Conditions

Operating Temperature Range	-30 – 80 °C[-22 – 176 °F]
-----------------------------	---------------------------

### Other

Interface Number	6098-2220, 90980-11987
------------------	------------------------

## Product Compliance

[For compliance documentation, visit the product page on TE.com>](#)

EU RoHS Directive 2011/65/EU	Compliant
EU ELV Directive 2000/53/EC	Compliant
China RoHS 2 Directive MIIT Order No 32, 2016	No Restricted Materials Above Threshold
EU REACH Regulation (EC) No. 1907/2006	Current ECHA Candidate List: JUNE 2023 (235) Candidate List Declared Against: JUNE 2023 (235) Does not contain REACH SVHC
Halogen Content	Low Halogen - Br, Cl, F, I < 900 ppm per homogenous material. Also BFR/CFR/PVC Free
Solder Process Capability	Not applicable for solder process capability

#### Product Compliance Disclaimer

This information is provided based on reasonable inquiry of our suppliers and represents our current actual knowledge based on the information they provided. This information is subject to change. The part numbers that TE has identified as EU RoHS compliant have a maximum concentration of 0.1% by weight in homogenous materials for lead, hexavalent chromium, mercury, PBB, PBDE, DBP, BBP, DEHP, DIBP, and 0.01% for cadmium, or qualify for an exemption to these limits as defined in the Annexes of Directive 2011/65/EU (RoHS2). Finished electrical and electronic equipment products will be CE marked as required by Directive 2011/65/EU. Components may not be CE marked. Additionally, the part numbers that TE has identified as EU ELV compliant have a maximum concentration of 0.1% by weight in homogenous materials for lead, hexavalent chromium, and mercury, and 0.01% for cadmium, or qualify for an exemption to these limits as defined in the Annexes of Directive 2000/53/EC (ELV). Regarding the REACH Regulation, the information TE provides on SVHC in articles for this part number is based on the latest European Chemicals Agency (ECHA) 'Guidance on requirements for substances in articles' posted at this URL: <https://echa.europa.eu/guidance-documents/guidance-on-reach>

## Compatible Parts

TE Part # 1123900-1  
FPC CONN.2P UNSEALED TAB  
CONT.

## Also in the Series | Multilock Connector System

Automotive Connector Caps & Covers (9)

Automotive Connector Locks & Position Assurance(2)

Automotive Housings(426)

Automotive Terminals(110)

Connector Seals & Cavity Plugs(2)

Insertion & Extraction Tools(6)

Other Automotive Connector Accessories(12)

PCB Headers & Receptacles(89)

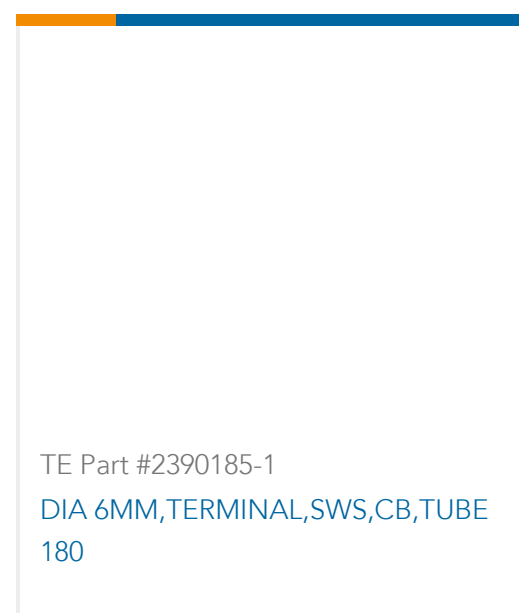
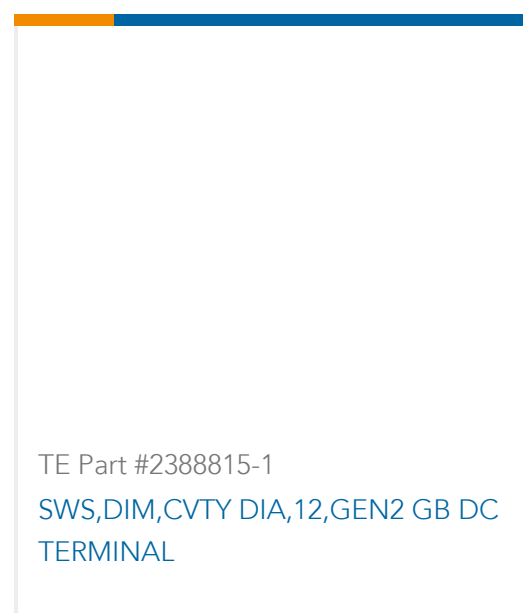
## Customers Also Bought

TE Part #1-1376357-1  
Signal Header

TE Part #1473649-2  
High Pin Count Header

TE Part #1-1318750-8  
025/090 50POS CAP ASSY H RND

TE Part #2309448-2  
SWS,PIN DIA 6.0,NAT



## Documents

### Product Drawings

[FPC CONN.2P UNSEALED CAP ASSY](#)

English

[FPC CONN.2P UNSEALED CAP ASSY](#)

English

[FPC CONN.2P UNSEALED CAP ASSY](#)

Japanese

### CAD Files

Customer View Model

[ENG\\_CVM\\_CVM\\_1123899-1\\_E.2d\\_dxf.zip](#)

English

[3D PDF](#)

3D

Customer View Model

[ENG\\_CVM\\_CVM\\_1123899-1\\_E.3d\\_igs.zip](#)

English

Customer View Model

[ENG\\_CVM\\_CVM\\_1123899-1\\_E.3d\\_stp.zip](#)

English

By downloading the CAD file I accept and agree to the [Terms and Conditions](#) of use.

### Product Specifications

[FPC Conn. 2Pos Unsealed Cap Assy](#)

Japanese

[Application Specification](#)

Japanese

### Instruction Sheets

[Instruction Sheet \(non U.S.\)](#)

English

[FPC Conn 2 Pos Unsealed Cap Assy](#)

English