

PTFE INSULATED TERMINALS

110XR-XX- XX XX

110X-XX-XX XX

BASIC PART NUMBER FINISH COLOR (SEE COLOR CHART ON PAGE 143)

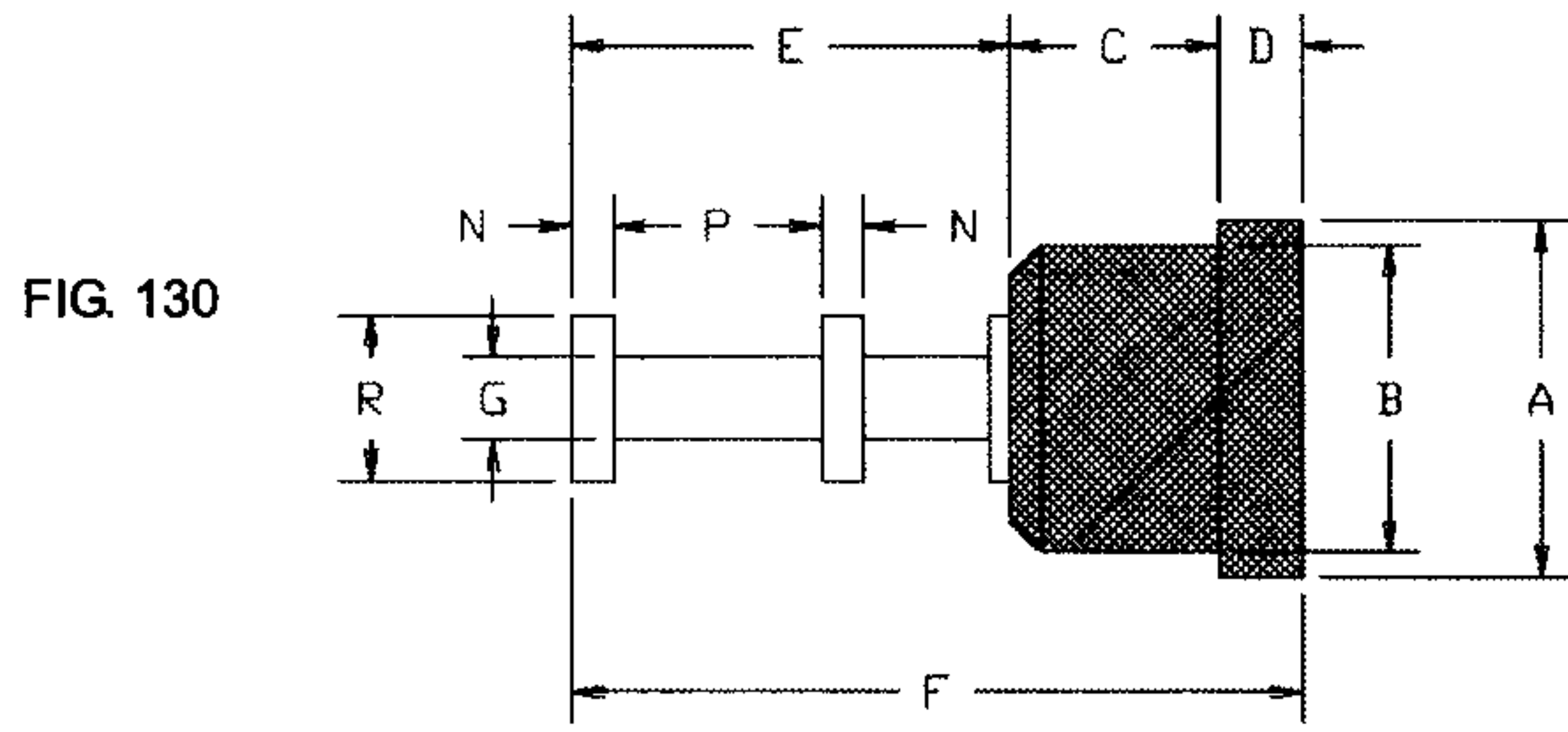


FIG. 130

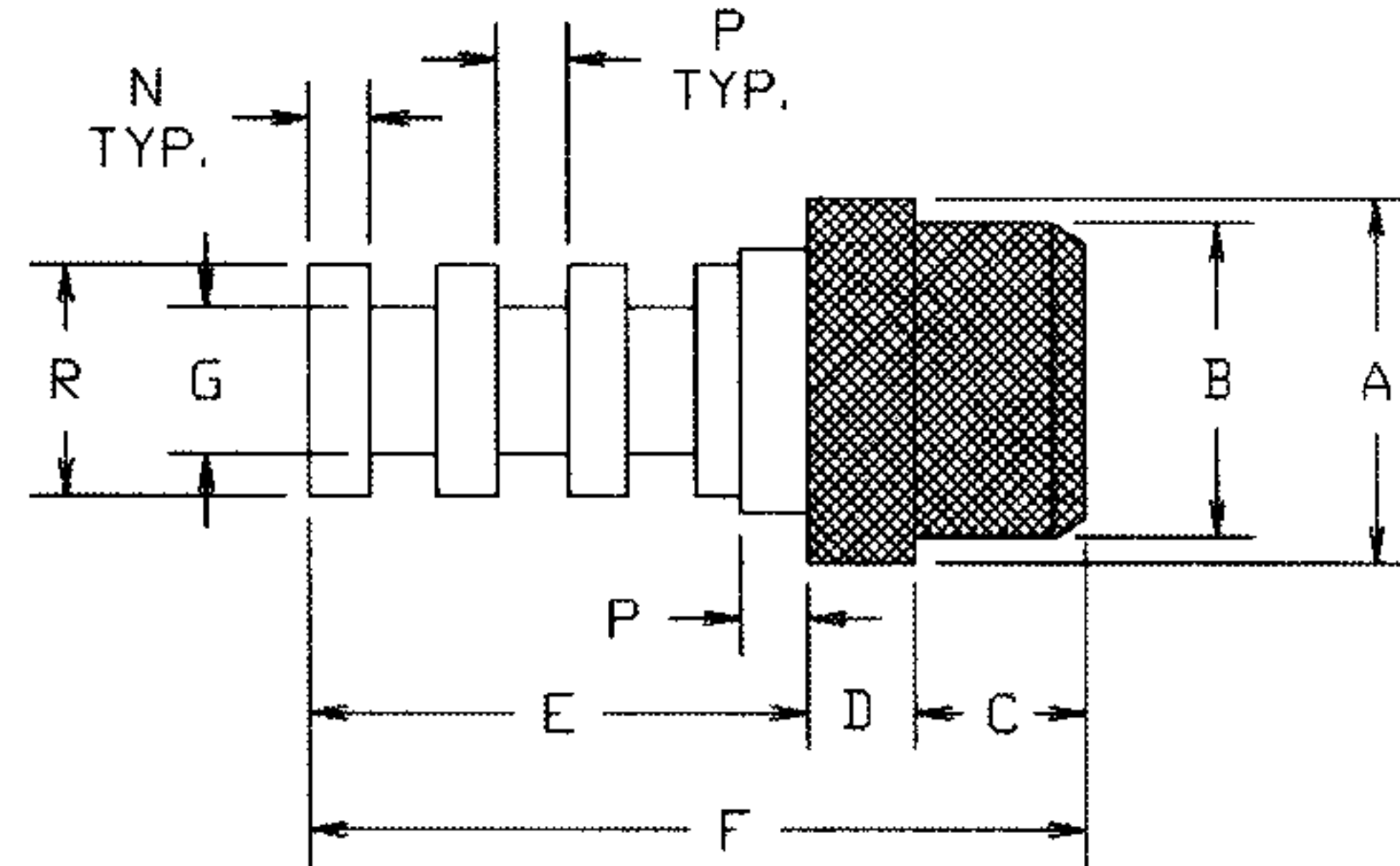


FIG. 140

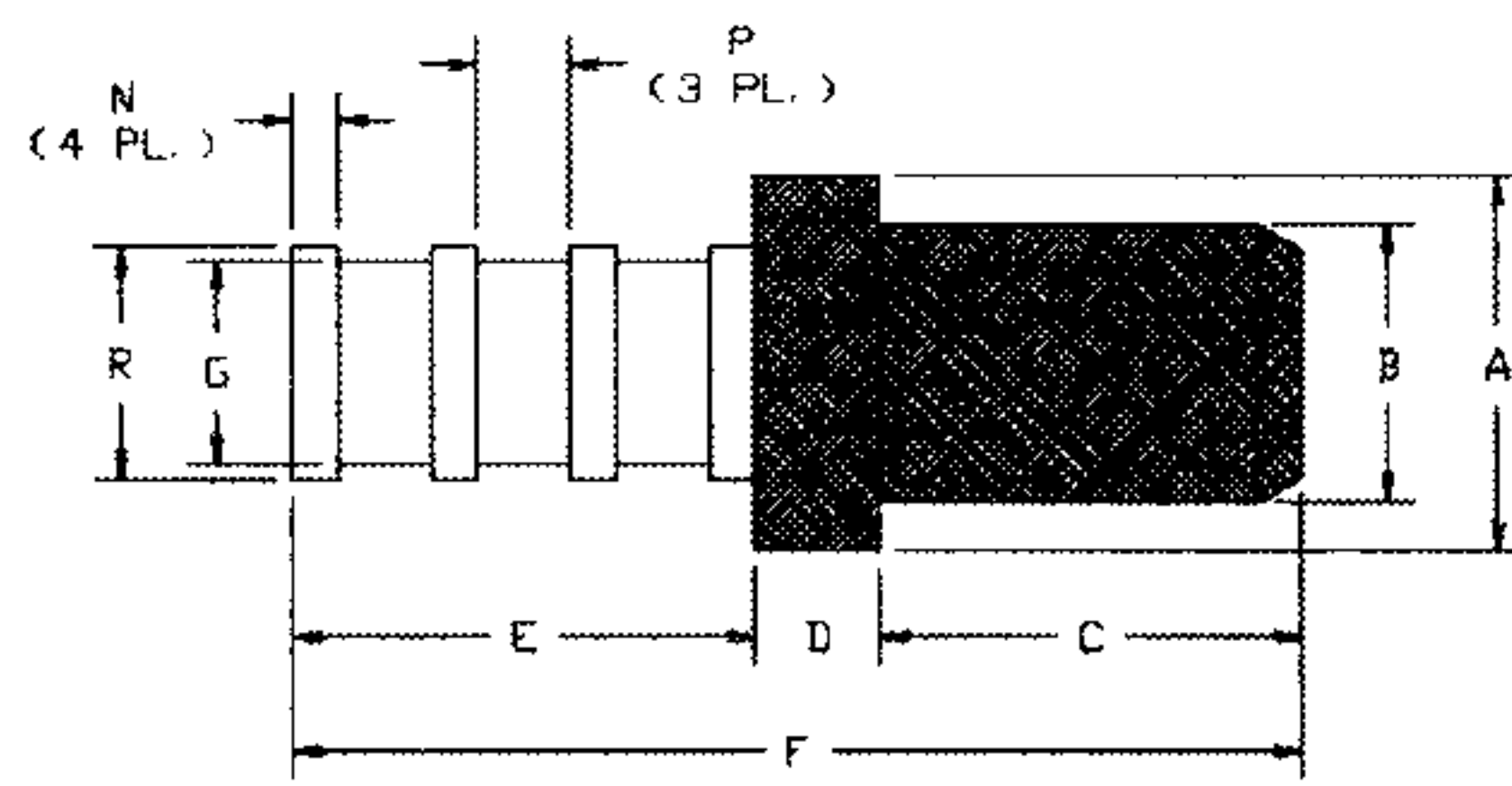


FIG. 150

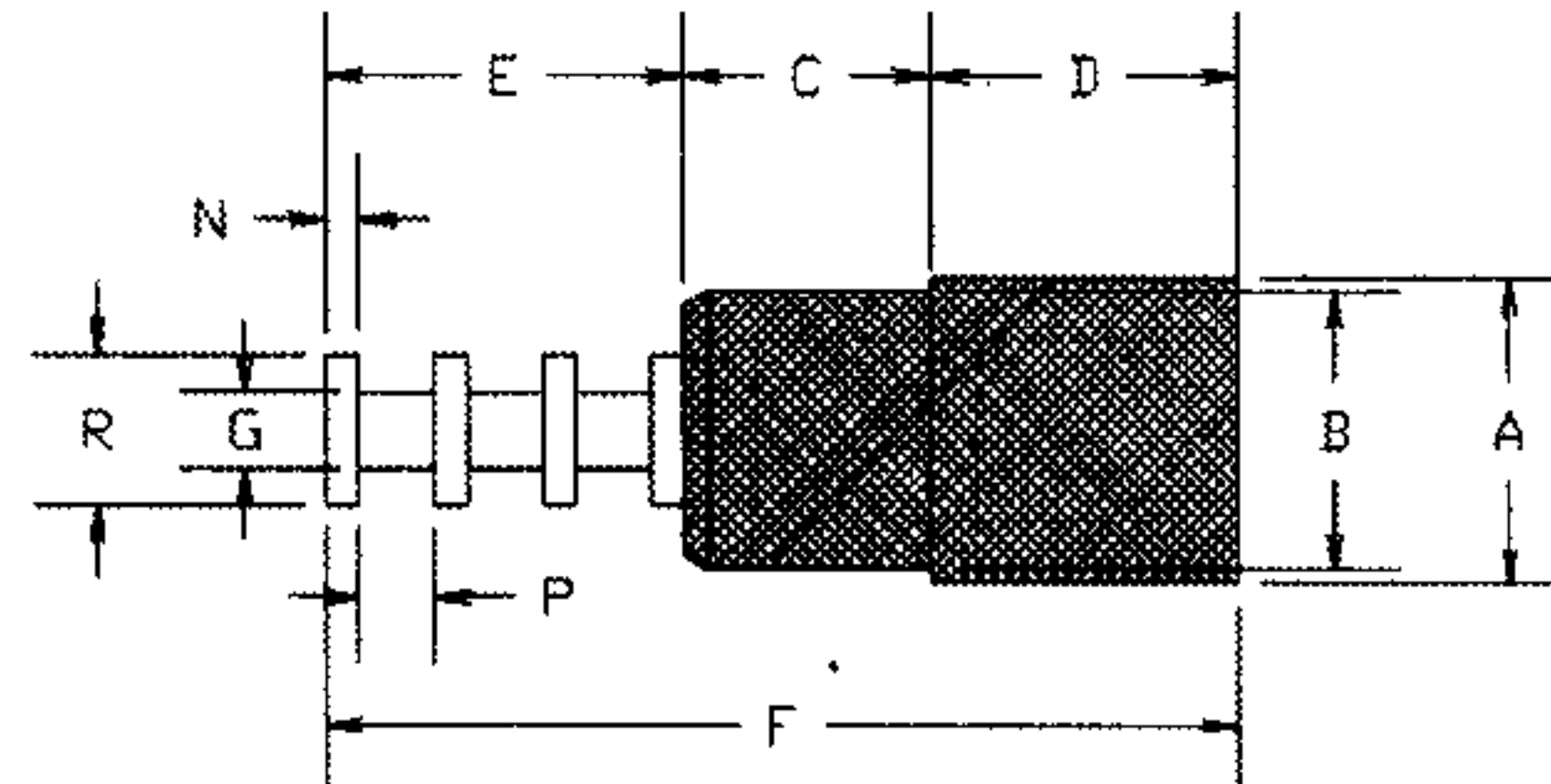


FIG. 160

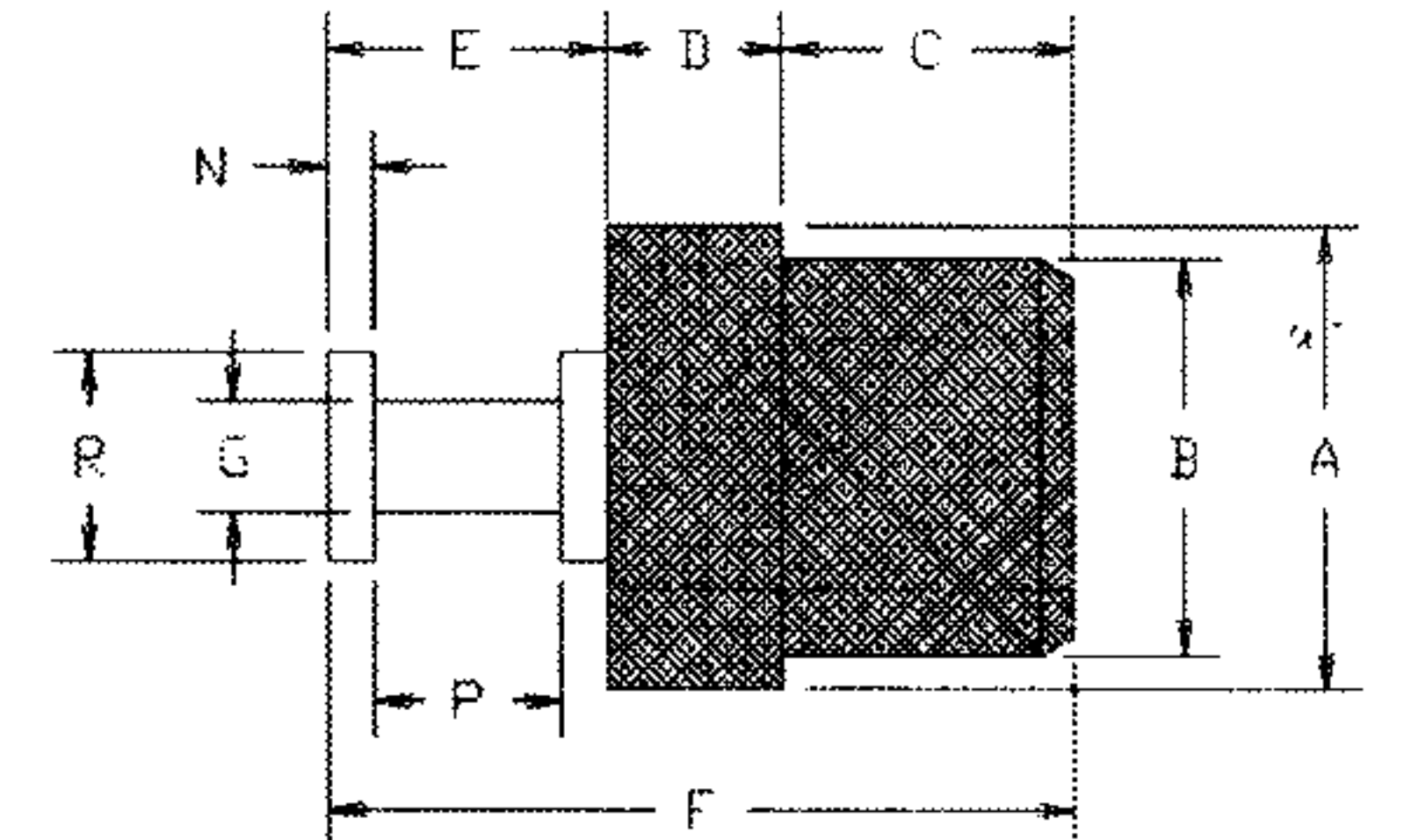


FIG. 170

TERMINAL: BRASS, INSULATION: PTFE

	PART NO.	A	B	C	D	E	F	G	N	P	R
FIG. 130	1102R-01	.125	.093	.100	.040	.170	.310	.030	.020	.060	.060
	1102R-11	.172	.148	.100	.040	.156	.296	.046	.020	.046	.093
	1102R-13	.172	.148	.100	.040	.210	.350	.040	.020	.100	.080
	1102R-15	.172	.148	.125	.040	.210	.375	.040	.020	.100	.080
	1102R-93	.172	.148	.165	.040	.210	.415	.040	.020	.100	.080
	1102R-18	.172	.148	.250	.040	.210	.500	.040	.020	.100	.080
	1102R-24	.172	.148	.250	.040	.250	.540	.040	.020	.093	.080
	1102R-58	.188	.171	.155	.040	.210	.405	.040	.020	.100	.080
	1102R-72	.200	.179	.100	.040	.210	.350	.040	.020	.100	.080
	1102R-73	.218	.185	.287	.046	.154	.487	.047	.020	.047	.094
FIG. 140	1102R-74	.218	.185	.125	.040	.210	.375	.040	.020	.100	.080
	1102R-75	.218	.185	.100	.040	.210	.350	.040	.020	.100	.080
	1102R-77	.218	.185	.287	.046	.250	.583	.047	.020	.094	.094
	1102R-79	.250	.204	.100	.040	.210	.350	.040	.020	.100	.080
	1102R-95	.375	.312	.250	.062	.500	.812	.125	.032	.200	.187
	1104-03	.172	.148	.080	.050	.232	.362	.070	.029	.031	.109
FIG. 150	1104-04	.172	.148	.110	.050	.232	.392	.070	.029	.031	.109
	1104-51	.125	.093	.075	.030	.150	.255	.068	.015	.031	.078
	1104-52	.125	.093	.140	.041	.153	.334	.068	.015	.031	.078
FIG. 160	1104-53	.187	.171	.150	.187	.218	.555	.046	.020	.046	.093
	1104R-53	.187	.171	.150	.187	.218	.555	.046	.020	.046	.093
FIG. 170	1103-01	.172	.148	.100	.040	.110	.250	.040	.020	.080	.080
	1103-02	.172	.148	.087	.050	.125	.262	.040	.020	.080	.080
	1103-05	.172	.148	.187	.040	.227	.455	.040	.020	.187	.080
	1103-06	.187	.165	.150	.250	.120	.520	.048	.020	.080	.090
	1103-07	.187	.171	.212	.187	.120	.519	.048	.020	.080	.090
	1103-08	.200	.172	.125	.075	.120	.320	.048	.020	.080	.090

