

I/O module - IOL MA8 PN DI8 - 1072838

Please be informed that the data shown in this PDF Document is generated from our Online Catalog. Please find the complete data in the user's documentation. Our General Terms of Use for Downloads are valid (<http://phoenixcontact.com/download>)



Eight-channel IO-Link master provides convenient configuration of IO-Link devices using web-based management. Supports connectivity to PROFINET IO, MODBUS, and OPC UA. Features eight auxiliary digital inputs, redundant input power supply connections, plug-in push-in terminals.

Product Description


Provides connectivity to PROFINET, MODBUS TCP, and OPC UA networks. It enables the operation of up to eight IO-Link sensors/actuators and is also used to acquire digital signals. The device is designed for use in systems manufacturing.

Your advantages

- Web-based management
- Eight-channel IO-Link master
- Diagnostic and status indicators
- Short-circuit and overload protection of the sensor supply
- Plug-in connection terminals, push-in connection technology
- Connections for up to 16 digital sensors



Key Commercial Data

Packing unit	1 pc
GTIN	 4 055626 765778
GTIN	4055626765778
Weight per Piece (excluding packing)	366.700 g
Custom tariff number	85176200
Country of origin	United States

Technical data

Note

Utilization restriction	EMC: class A product, see manufacturer's declaration in the download area
-------------------------	---

Dimensions

Width	45 mm
-------	-------

I/O module - IOL MA8 PN DI8 - 1072838

Technical data

Dimensions

Height	114.5 mm
Depth	99 mm

Ambient conditions

Ambient temperature (operation)	-25 °C ... 60 °C
Ambient temperature (storage/transport)	-25 °C ... 85 °C
Permissible humidity (operation)	10 % ... 95 %
Permissible humidity (storage/transport)	10 % ... 95 %
Degree of protection	IP20

Interfaces

Designation	PROFINET
No. of channels	2
Connection method	RJ45 jack
Transmission speed	10/100 Mbps (with auto negotiation)
Transmission physics	Ethernet in RJ45 twisted pair

Digital inputs

Input name	Digital inputs
Description of the input	IEC 61131-2 type 1
Connection method	Push-in / plug connection
Connection technology	3-wire
Number of inputs	8
Protective circuit	Overload protection
	Short-circuit protection for the sensor supply
Nominal input voltage U_{IN}	24 V DC
Nominal input current at U_{IN}	typ. 3.5 mA
Input voltage range "0" signal	0 V DC ... 5 V DC
Input voltage range "1" signal	15 V DC ... 30 V DC
Input frequency	0.5 kHz
Input name	Digital inputs
Description of the input	IO-Link ports in digital input (DI) mode
Connection method	Push-in / plug connection
Connection technology	3-wire
Number of inputs	max. 8 (EN 61131-2 types 1 and 3)
Nominal input voltage U_{IN}	24 V DC
Input voltage range "0" signal	8 V DC ... 11.5 V DC (for C/Q pin)
Input voltage range "1" signal	10.5 V DC ... 13 V DC
Sensor current per channel	max. 200 mA (from L+/L-)
Total sensor current	max. 1.6 A (from L+/L-)
Type of protection	Overload protection
	Short-circuit protection for the sensor supply

I/O module - IOL MA8 PN DI8 - 1072838

Technical data

IO-Link inputs

Number of ports	8
Connection method	Push-in / plug connection
Connection technology	3-wire
Description of the input	Digital inputs (DI)
Connection method	Push-in / plug connection
Nominal input voltage U_{IN}	24 V DC
Input voltage range "0" signal	5.2 V DC ... 6.4 V DC
Input voltage range "1" signal	6.8 V DC ... 8 V DC
Nominal input current	typ. 3.5 mA
Sensor current per channel	max. 200 mA (from L+/L-)
Total sensor current	max. 1.6 A (from L+/L-)
Type of protection	Overload protection
	Short-circuit protection for the sensor supply

Digital outputs

Maximum output current per channel	200 mA
Output description	IO-Link ports in digital output (DO) mode
Connection method	Push-in / plug connection
Connection technology	3-wire
Number of outputs	max. 8
Nominal output voltage	24 V DC
Maximum output current per channel	200 mA
Maximum output current per device	1.6 A
Nominal load, ohmic	4.8 W (120 Ω , at nominal load)
Output voltage when switched off	max. 1 V
Output current when switched off	max. 400 μ A
Type of protection	Overload protection
	Short-circuit protection
Behavior with overload	Shutdown with automatic restart

Supply of the IO-Link ports

Nominal voltage for I/O supply	24 V DC
Nominal current for every IO-Link port	max. 200 mA (at C/Q)
	max. 200 mA (at L+/L-)
Type of protection	Overload protection
Permissible cable length	< 20 m

General

Housing material	Polyamide
Mounting type	DIN rail
Color	gray
Net weight	366.7 g

I/O module - IOL MA8 PN DI8 - 1072838

Technical data

Electrical isolation

Test section	24 V supply/Ethernet 500 V AC 50 Hz 1 min.
	24 V supply (US) / FE 500 V AC 50 Hz 1 min.
	Ethernet/FE 500 V AC 50 Hz 1 min.
	Ethernet/Ethernet 500 V AC 50 Hz 1 min.

Standards and Regulations

Mechanical tests	Vibration resistance in acc. with EN 60068-2-6/IEC 60068-2-6 1g
	15g
	pass

Classifications

eCl@ss

eCl@ss 8.0	27242608
eCl@ss 9.0	27242608

ETIM

ETIM 5.0	EC001604
ETIM 6.0	EC001604
ETIM 7.0	EC001604

Approvals


Approvals


Approvals

UL Listed / cUL Listed / cULus Listed

Ex Approvals

Approval details

UL Listed		http://database.ul.com/cgi-bin/XYV/template/LISEXT/1FRAME/index.htm	FILE E 238705
-----------	---	---	---------------

cUL Listed		http://database.ul.com/cgi-bin/XYV/template/LISEXT/1FRAME/index.htm	FILE E 238705
------------	---	---	---------------

I/O module - IOL MA8 PN DI8 - 1072838

Approvals

cULus Listed



Phoenix Contact 2020 © - all rights reserved
<http://www.phoenixcontact.com>