

Surge protection device - TTC-6P-1X2-F-24DC-UT-I



1065317

<https://www.phoenixcontact.com/us/products/1065317>

Please be informed that the data shown in this PDF document is generated from our Online Catalog. Please find the complete data in the user documentation. Our General Terms of Use for Downloads are valid.



Surge protection, consisting of protective plug and base element, with integrated status indicator for a 2-wire floating signal circuit. Indirect grounding via gas discharge tube, HART-compatible.

Your advantages

- Space-saving and cost-saving with a narrow overall width of just 6 mm
- Continuous monitoring of protective devices, plus mechanical status indicator with optional remote signaling
- Finding the right product for all possible requirements in MCR applications is easy, thanks to the complete range of products with customized features
- Easy testing and documentation with CHECKMASTER 2 with pluggable protective modules
- The signal is not influenced during maintenance work, thanks to the impedance-neutral insertion and removal of protective plugs

Commercial Data

Item number	1065317
Packing unit	1 pc
Minimum order quantity	1 pc
Note	Made to Order (non-returnable)
Sales Key	C07
Product Key	CL2161
Catalog Page	Page 117 (C-4-2019)
GTIN	4055626725543
Weight per Piece (including packing)	46 g
Weight per Piece (excluding packing)	46 g
Customs tariff number	85363010
Country of origin	DE

Surge protection device - TTC-6P-1X2-F-24DC-UT-I



1065317

<https://www.phoenixcontact.com/us/products/1065317>

Technical Data

Product properties

IEC test classification	C1
	C2
	C3
	D1
Type	DIN rail module, two-section, divisible
Product type	Surge protection for MCR technology
Wire pairs per module	1

Insulation characteristics

Overvoltage category	III
Pollution degree	2

Connection data

Connection method	Screw connection
Screw thread	M3
Tightening torque	0.5 Nm ... 0.6 Nm
Conductor cross section flexible	0.2 mm ² ... 2.5 mm ²
Conductor cross section solid	0.2 mm ² ... 4 mm ²
Conductor cross section AWG	24 ... 12

Dimensions

Dimensional drawing	
Width	6.2 mm +0.1 mm
Height	105.8 mm
Depth	100 mm (incl. DIN rail 7.5 mm)

Material specifications

Color	traffic grey A RAL 7042
	light grey RAL 7035
Flammability rating according to UL 94	V-0
Insulating material	PBT
Housing material	PBT

Mechanical properties

Mechanical data

Open side panel	No
-----------------	----

Surge protection device - TTC-6P-1X2-F-24DC-UT-I



1065317

<https://www.phoenixcontact.com/us/products/1065317>

Protective circuit

Direction of action	Line-Line & Line-Signal Ground/Shield & optional Signal Ground/Shield-Earth Ground
Maximum continuous voltage U_C	30 V DC
	21 V AC
Rated current	600 mA (56 °C)
Operating effective current I_C at U_C	$\leq 5 \mu\text{A}$
Residual current I_{PE}	$\leq 1 \mu\text{A}$
Nominal discharge current I_n (8/20) μs (line-line)	5 kA
Nominal discharge surge current I_n (8/20) μs (Core-Earth)	5 kA
Nominal discharge current I_n (8/20) μs (line-signal ground)	5 kA
Pulse discharge current I_{imp} (10/350) μs (line-line)	0.5 kA
Pulse discharge current I_{imp} (10/350) μs (line-earth)	0.5 kA
Pulse discharge current I_{imp} (10/350) μs (line-signalground)	0.5 kA
Total discharge current I_{total} (8/20) μs	10 kA
Voltage protection level U_p (line-line)	$\leq 200 \text{ V}$ (C1 - 1 kV / 500 A)
	$\leq 320 \text{ V}$ (C2 - 10 kV / 5 kA)
	$\leq 50 \text{ V}$ (C3 - 25 A)
	$\leq 55 \text{ V}$ (C3 - 100 A)
Voltage protection level U_p (line-earth)	$\leq 900 \text{ V}$ (C1 - 1 kV / 500 A)
	$\leq 1.05 \text{ kV}$ (C2 - 10 kV / 5 kA)
	$\leq 1.3 \text{ kV}$ (C3 - 25 A)
	$\leq 1.4 \text{ kV}$ (C3 - 100 A)
Voltage protection level U_p (line-signalground)	$\leq 750 \text{ V}$ (C1 - 1 kV / 500 A)
	$\leq 750 \text{ V}$ (C2 - 10 kV / 5 kA)
	$\leq 700 \text{ V}$ (C3 - 25 A)
	$\leq 750 \text{ V}$ (C3 - 100 A)
Voltage protection level U_p static (line-line)	$\leq 50 \text{ V}$ (C1 - 1 kV / 500 A)
	$\leq 120 \text{ V}$ (C2 - 10 kV / 5 kA)
Voltage protection level U_p static (line-earth)	$\leq 900 \text{ V}$ (C1 - 1 kV / 500 A)
	$\leq 1.05 \text{ kV}$ (C2 - 10 kV / 5 kA)
Voltage protection level U_p static (line-signalground)	$\leq 750 \text{ V}$ (C1 - 1 kV / 500 A)
	$\leq 750 \text{ V}$ (C2 - 10 kV / 5 kA)
Response time t_A (line-line)	$\leq 1 \text{ ns}$
Response time t_A (line-earth)	$\leq 100 \text{ ns}$
Response time t_A (line-signalground)	$\leq 100 \text{ ns}$
Input attenuation aE, sym.	typ. 0.3 dB ($\leq 250 \text{ kHz}$ / 150 Ω)
Cut-off frequency f_g (3 dB), sym. in 150 Ω system	typ. 940 kHz
Capacity (Core-Core)	typ. 2.2 nF
Resistance per path	1.65 $\Omega \pm 20 \%$
Surge protection fault message	optical
Max. required back-up fuse	630 mA (FF)
	C1 - 1 kV / 500 A

Surge protection device - TTC-6P-1X2-F-24DC-UT-I



1065317

<https://www.phoenixcontact.com/us/products/1065317>

Impulse durability (line-line)	C2 - 10 kV / 5 kA
	C3 - 100 A
Impulse durability (line-earth)	C1 - 1 kV / 500 A
	C2 - 10 kV / 5 kA
	C3 - 100 A
	D1 - 500 A
Impulse durability (line-signalground)	C1 - 1 kV / 500 A
	C2 - 10 kV / 5 kA
	C3 - 100 A
	D1 - 500 A
Pulse reset time (line-line)	≤ 700 ms
Pulse reset time (line-earth)	≤ 30 ms
Pulse reset time (line-signalground)	≤ 1500 ms

Additional technical data

Max. total discharge current $I_{total\ max}$ (8/20) μ s	20 kA (1x)
--	------------

Environmental and real-life conditions

Ambient conditions

Degree of protection	IP20
Ambient temperature (operation)	-40 °C ... 85 °C
Ambient temperature (storage/transport)	-40 °C ... 85 °C
Altitude	≤ 4000 m (amsl (above mean sea level))
Permissible humidity (operation)	5 % ... 95 %

Standards and regulations

Standards/specifications	IEC 61643-21
--------------------------	--------------

EN 61643-21

Standards/specifications	EN 61643-21
--------------------------	-------------

Mounting

Mounting type	DIN rail: TH 35 - 7.5 mm
---------------	--------------------------

Surge protection device - TTC-6P-1X2-F-24DC-UT-I

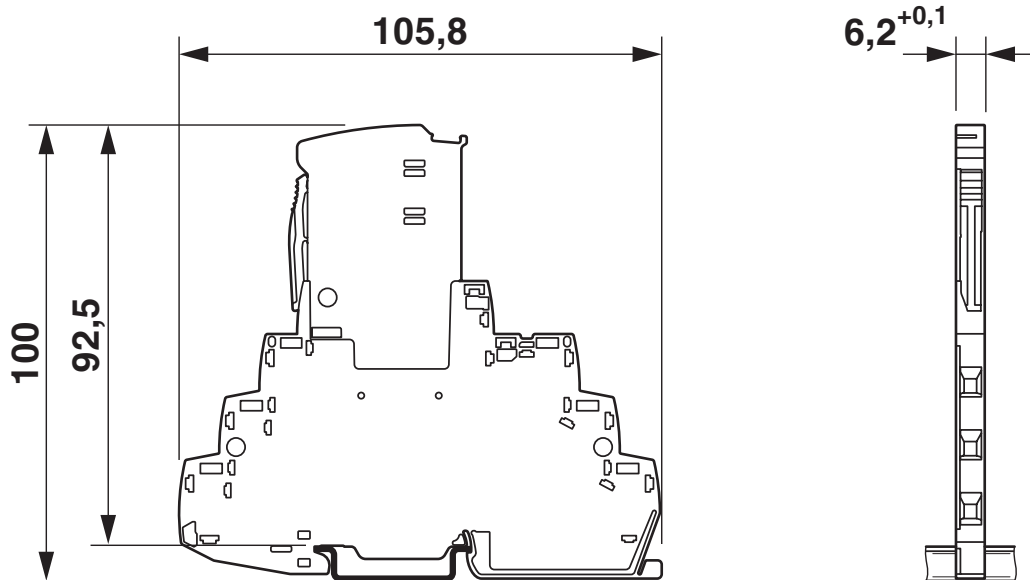


1065317

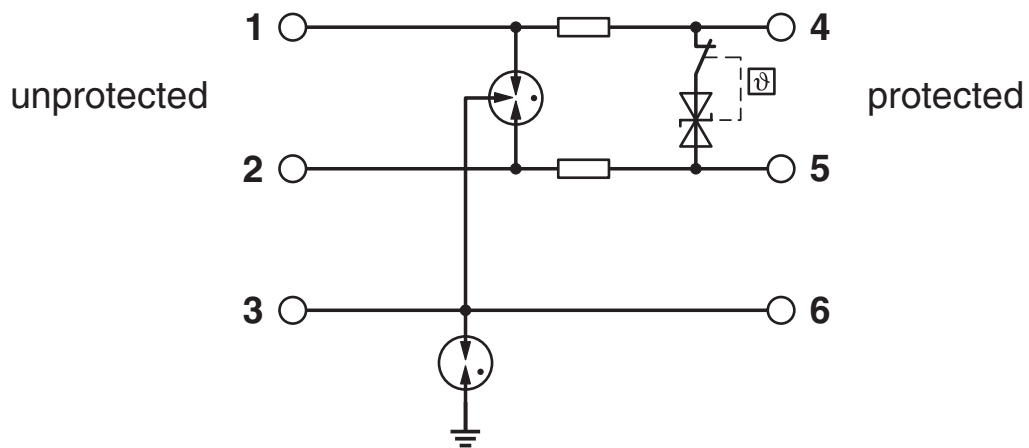
<https://www.phoenixcontact.com/us/products/1065317>

Drawings

Dimensional drawing



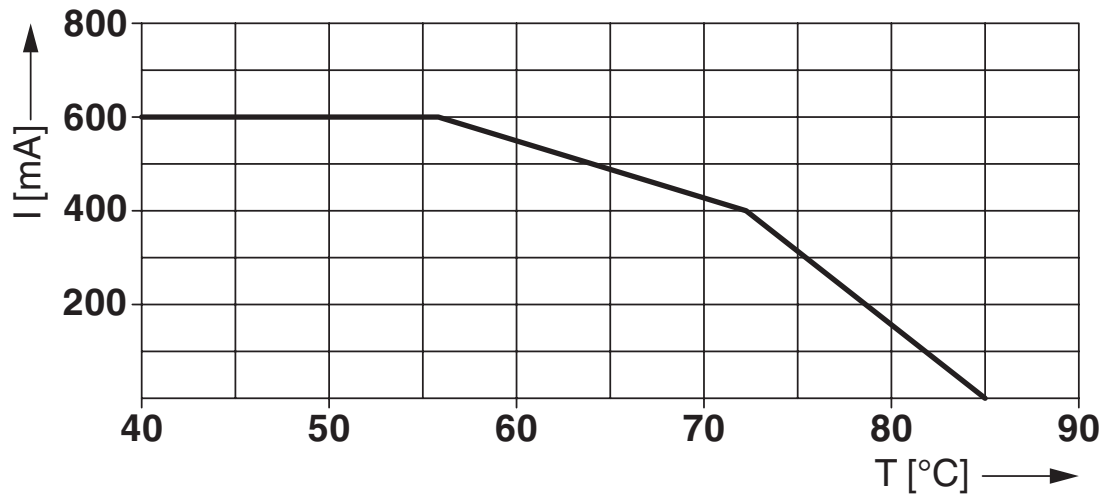
Circuit diagram



1065317

<https://www.phoenixcontact.com/us/products/1065317>

Diagram




Surge protection device - TTC-6P-1X2-F-24DC-UT-I





1065317


<https://www.phoenixcontact.com/us/products/1065317>

Approvals

 DNV GL Approval ID: TAE000027G				
	Nominal Voltage U_N	Nominal Current I_N	Cross Section AWG	Cross Section mm^2
			-	-

 UL Listed Approval ID: FILE E 138168
--

 cUL Listed Approval ID: FILE E 333250

 UL Listed Approval ID: FILE E 333250

cULus Listed

Surge protection device - TTC-6P-1X2-F-24DC-UT-I



1065317

<https://www.phoenixcontact.com/us/products/1065317>

Classifications

ECLASS

ECLASS-9.0	27130807
ECLASS-10.0.1	27130807
ECLASS-11.0	27130807

ETIM

ETIM 8.0	EC000943
----------	----------

UNSPSC

UNSPSC 21.0	39121600
-------------	----------

Surge protection device - TTC-6P-1X2-F-24DC-UT-I



1065317

<https://www.phoenixcontact.com/us/products/1065317>

Environmental Product Compliance

REACH SVHC	Lead 7439-92-1
China RoHS	Environmentally Friendly Use Period = 50 years
	For information on hazardous substances, refer to the manufacturer's declaration available under "Downloads"

Surge protection device - TTC-6P-1X2-F-24DC-UT-I



1065317

<https://www.phoenixcontact.com/us/products/1065317>

Accessories

Marker pen

Marker pen - X-PEN 0,35 - 0811228

<https://www.phoenixcontact.com/us/products/0811228>



Marker pen without ink cartridge, for manual labeling of markers, labeling extremely wipe-proof, line thickness 0.35 mm

Zack Marker strip, flat

Zack Marker strip, flat - ZBF 6 CUS - 0825027

<https://www.phoenixcontact.com/us/products/0825027>



Zack Marker strip, flat, Strip, can be ordered: Strip, white, labeled according to customer specifications, mounting type: snap into flat marker groove, for terminal block width: 6.2 mm, lettering field size: 5.15 x 6.15 mm, Number of individual labels: 10

1065317

<https://www.phoenixcontact.com/us/products/1065317>

Zack Marker strip, flat

Zack Marker strip, flat - ZBF 6:UNBEDRUCKT - 0808710

<https://www.phoenixcontact.com/us/products/0808710>



Zack Marker strip, flat, Strip, white, unlabeled, can be labeled with: PLOTMARK, CMS-P1-PLOTTER, mounting type: snapped, for terminal block width: 6.2 mm, lettering field size: 5.15 x 6.15 mm, Number of individual labels: 10

Zack Marker strip, flat

Zack Marker strip, flat - ZBF 6/WH-100:UNBEDRUCKT - 0808736

<https://www.phoenixcontact.com/us/products/0808736>



Zack Marker strip, flat, Strip, white, unlabeled, can be labeled with: PLOTMARK, CMS-P1-PLOTTER, mounting type: snapped, for terminal block width: 6.2 mm, lettering field size: 5.15 x 6.15 mm, Number of individual labels: 1000

Surge protection device - TTC-6P-1X2-F-24DC-UT-I



1065317

<https://www.phoenixcontact.com/us/products/1065317>

Zack Marker strip, flat

Zack Marker strip, flat - ZBF 6,QR:FORTL.ZAHLEN - 0808765

<https://www.phoenixcontact.com/us/products/0808765>



Zack Marker strip, flat, Strip, white, labeled, Printed vertically: consecutive numbers 1 ... 10, 11 ... 20, etc. up to 91 ... 100, mounting type: snapped, for terminal block width: 6.2 mm, lettering field size: 5.15 x 6.15 mm, Number of individual labels: 10

End clamp

End clamp - CLIPFIX 35-5 - 3022276

<https://www.phoenixcontact.com/us/products/3022276>



Quick mounting end clamp for NS 35/7,5 DIN rail or NS 35/15 DIN rail, with marking option, with parking option for FBS...5, FBS...6, KSS 5, KSS 6, width: 5.15 mm, color: gray

Surge protection device - TTC-6P-1X2-F-24DC-UT-I

1065317

<https://www.phoenixcontact.com/us/products/1065317>

Remote signaling set

Remote signaling set - TTC-6-FMRS-UT - 2907810

<https://www.phoenixcontact.com/us/products/2907810>



Module set for the optical monitoring and floating remote signaling of adjacent surge protective devices in the TERMITRAB complete or CLIXTRAB product family. Suitable for directly grounded DIN rails.

Fuse holder

Fuse holder - TTC-6-FC-UT - 1054762

<https://www.phoenixcontact.com/us/products/1054762>



Fuse carrier for surge protective devices of the TERMITRAB complete product range with screw connection technology. Multi-level connection on TTC-6 housings possible. For conventional 5x20 mm miniature fuses.

Surge protection device - TTC-6P-1X2-F-24DC-UT-I



1065317

<https://www.phoenixcontact.com/us/products/1065317>

Shield connection

Shield connection - SSA 3-6 - 2839295

<https://www.phoenixcontact.com/us/products/2839295>

Shield fast connection for 3 ... 6 mm cable diameter. Potential connecting cable:
200 mm, 1 mm², color: black



Shield connection

Shield connection - SSA 5-10 - 2839512

<https://www.phoenixcontact.com/us/products/2839512>

Shield fast connection for 5 ... 10 mm cable diameter. Potential connecting cable:
200 mm, 1 mm², color: black



Surge protection device - TTC-6P-1X2-F-24DC-UT-I



1065317

<https://www.phoenixcontact.com/us/products/1065317>

Surge protection plug

Surge protection plug - TTC-6P-1X2-24DC-I-P - 2907840

<https://www.phoenixcontact.com/us/products/2907840>



Surge protection plug with integrated status indicator on the module for a 2-wire floating signal circuit. Nominal voltage: 24 V DC

Phoenix Contact 2022 © - all rights reserved

<https://www.phoenixcontact.com>

Phoenix Contact USA
586 Fulling Mill Road
Middletown, PA 17057, United States
(+717) 944-1300
info@phoenixcon.com