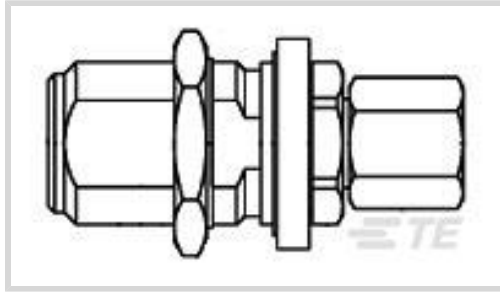




Connectors > RF Connectors > Coax Connectors



RF Interface: **N Type**

RF Connector Style: **Jack**

RF Connector Mated Outer Diameter (Approximate): **19.05 mm [.75 in]**

Impedance: **50 Ω**

RF Connector Coupling Mechanism: **Threaded**

Features

Product Type Features

Connector Seal & Plug Type	Gasket, O-Ring
RF Interface	N Type
RF Connector Style	Jack
Connector System	Cable-to-Panel
Sealable	Yes
Connector & Contact Terminates To	Wire & Cable

Configuration Features

Number of Positions	1
Number of Coaxial Contacts	1

Electrical Characteristics

Impedance	50 Ω
-----------	------

Body Features

Cable Connector Orientation	Straight
Body Material	Stainless Steel
Body Material Finish	Passivated

Contact Features

RF Connector Center Contact Underplating Material	Copper
RF Connector Contact Configuration	Not Captivated
RF Connector Center Contact Plating Material	Gold
RF Connector Center Contact Material	Beryllium Copper

Termination Features

Termination Method to Wire & Cable	Clamp
------------------------------------	-------

Mechanical Attachment

Panel Attachment Style	Rear Mount
------------------------	------------

RF Connector Coupling Mechanism	Threaded
---------------------------------	----------

Connector Mounting Type	Panel Mount
-------------------------	-------------

Detent	Without
--------	---------

Dimensions

Panel Thickness (Recommended)	6.35 mm[.25 in]
-------------------------------	-----------------

RF Connector Mated Outer Diameter (Approximate)	19.05 mm[.75 in]
---	------------------

Usage Conditions

Operating Temperature Range	-65 – 165 °C[-85 – 329 °F]
-----------------------------	----------------------------

Operation/Application

Operating Frequency	11 GHz
---------------------	--------

Packaging Features

Packaging Method	Package
------------------	---------

Other

Lockwasher Material	Stainless Steel
---------------------	-----------------

Coupling Nut Base Material	Stainless Steel
----------------------------	-----------------

Gasket Material	Silicone Rubber
-----------------	-----------------

Grade	Commercial
-------	------------

Dielectric Material	TFE Fluorocarbon
---------------------	------------------

Product Compliance

[For compliance documentation, visit the product page on TE.com>](#)

EU RoHS Directive 2011/65/EU	Compliant with Exemptions
------------------------------	---------------------------

EU ELV Directive 2000/53/EC	Compliant with Exemptions
-----------------------------	---------------------------

China RoHS 2 Directive MIIT Order No 32, 2016	Restricted Materials Above Threshold
---	--------------------------------------

EU REACH Regulation (EC) No. 1907/2006	Current ECHA Candidate List: JUNE 2024 (241) Candidate List Declared Against: JUL 2021 (219) SVHC > Threshold: Pb (.6% in Component Part)
--	--

Article Safe Usage Statements:

Do not eat, drink or smoke when using this product. Wash thoroughly after handling. Recycle if possible and dispose of the article by following all applicable governmental regulations relevant to your geographic location.

Halogen Content

Low Bromine/Chlorine - Br and Cl < 900 ppm per homogenous material. Also BFR /CFR/PVC Free


Solder Process Capability

Not applicable for solder process capability

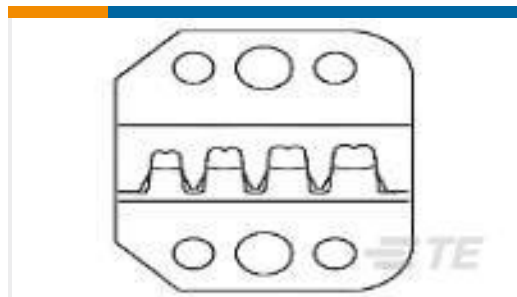
Product Compliance Disclaimer

This information is provided based on reasonable inquiry of our suppliers and represents our current actual knowledge based on the information they provided. This information is subject to change. The part numbers that TE has identified as EU RoHS compliant have a maximum concentration of 0.1% by weight in homogenous materials for lead, hexavalent chromium, mercury, PBB, PBDE, DBP, BBP, DEHP, DIBP, and 0.01% for cadmium, or qualify for an exemption to these limits as defined in the Annexes of Directive 2011/65/EU (RoHS2). Finished electrical and electronic equipment products will be CE marked as required by Directive 2011/65/EU. Components may not be CE marked. Additionally, the part numbers that TE has identified as EU ELV compliant have a maximum concentration of 0.1% by weight in homogenous materials for lead, hexavalent chromium, and mercury, and 0.01% for cadmium, or qualify for an exemption to these limits as defined in the Annexes of Directive 2000/53/EC (ELV). Regarding the REACH Regulation, the information TE provides on SVHC in articles for this part number is based on the latest European Chemicals Agency (ECHA) 'Guidance on requirements for substances in articles' posted at this URL: <https://echa.europa.eu/guidance-documents/guidance-on-reach>

Customers Also Bought



TE Part #1-66399-0
III+ SKT,24-20,TIN ,LP



TE Part #58495-2
PROCRIMPER DIE ASSY MULTIMATE



TE Part #1050547-1
2001 5032 00



TE Part #YDTS24W17-26PNV001
Jam Nut: D38999, 17-26 Insert



TE Part #38941-16
CONTACTS



TE Part #862382-6
LGH RECPT HSG TYPE III



TE Part #1050854-1
2002 5015 00



TE Part #1051046-1
2006 5010 00

Documents

Product Drawings

3004 7750 02

English

CAD Files

3D PDF

3D



Customer View Model

[ENG_CVM_CVM_1057151-1_A.2d_dxf.zip](#)

English

Customer View Model

[ENG_CVM_CVM_1057151-1_A.3d_igs.zip](#)

English

Customer View Model

[ENG_CVM_CVM_1057151-1_A.3d_stp.zip](#)

English

By downloading the CAD file I accept and agree to the [Terms and Conditions](#) of use.

Instruction Sheets

[OSN Bulkhead Feedthrough Cable Jack Compression Clamp Attachment 1057151-1](#)

English

[Instruction Sheet \(U.S.\)](#)

English