



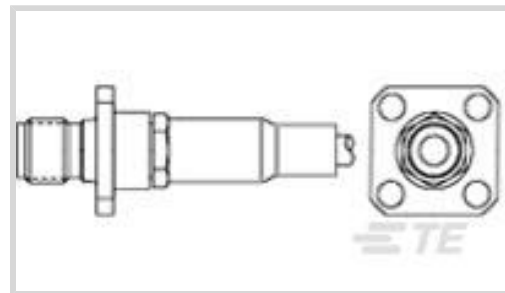
AMP SMA

TE Internal #: 1052024-1

TE Internal Description: 2036 5004 02

[View on TE.com >](#)

Connectors > RF Connectors > Coax Connectors



RF Interface: **SMA**

RF Connector Style: **Jack**

RF Connector Mated Outer Diameter (Approximate): **6.35 mm [.25 in]**

Impedance: **50 Ω**

Compatible With RF Cable Type: **RG 316**

Features

Product Type Features

Connector Product Type	Connector Assembly
Connector Seal & Plug Type	Gasket
RF Interface	SMA
RF Connector Style	Jack
Compatible With RF Cable Type	RG 316
Connector System	Cable-to-Panel
Sealable	Yes
Connector & Contact Terminates To	Wire & Cable

Configuration Features

Number of Positions	1
Number of Coaxial Contacts	1

Electrical Characteristics

Impedance	50 Ω
-----------	------

Body Features

Cable Connector Orientation	Straight
Body Material	Stainless Steel
Body Material Finish	Passivated

Contact Features

RF Connector Contact Configuration	Captivated Contacts
------------------------------------	---------------------

Crimp Type	Hex
RF Connector Center Contact Plating Material	Gold
RF Connector Center Contact Material	Beryllium Copper

Termination Features

Termination Method to Wire & Cable	Crimp
------------------------------------	-------

Mechanical Attachment

Panel Mount Feature Type	Flange
Panel Attachment Style	Rear Mount
RF Connector Coupling Mechanism	Threaded
Connector Mounting Type	Panel Mount
RF Contact Captivation Method	Mechanical
Detent	Without

Dimensions

Product Length	36.5 mm[1.437 in]
RF Connector Mated Outer Diameter (Approximate)	6.35 mm[.25 in]

Usage Conditions

Operating Temperature Range	-65 – 165 °C[-85 – 329 °F]
-----------------------------	----------------------------

Operation/Application

Operating Frequency	3 GHz
---------------------	-------

Packaging Features

Packaging Method	Package
------------------	---------

Other

Number of Panel Mounting Holes	4
Additional Features	Shrink Tubing
Dielectric Material	TFE Fluorocarbon

Product Compliance

[For compliance documentation, visit the product page on TE.com>](#)

EU RoHS Directive 2011/65/EU	Compliant with Exemptions
EU ELV Directive 2000/53/EC	Compliant with Exemptions
China RoHS 2 Directive MIIT Order No 32, 2016	Restricted Materials Above Threshold
EU REACH Regulation (EC) No. 1907/2006	

Current ECHA Candidate List: JUNE 2023
(235)

Candidate List Declared Against: JAN 2019
(197)

SVHC > Threshold:
Not Yet Reviewed

Halogen Content

Low Bromine/Chlorine - Br and Cl < 900 ppm per homogenous material. Also BFR /CFR/PVC Free

Solder Process Capability

Not applicable for solder process capability

Product Compliance Disclaimer

This information is provided based on reasonable inquiry of our suppliers and represents our current actual knowledge based on the information they provided. This information is subject to change. The part numbers that TE has identified as EU RoHS compliant have a maximum concentration of 0.1% by weight in homogenous materials for lead, hexavalent chromium, mercury, PBB, PBDE, DBP, BBP, DEHP, DIBP, and 0.01% for cadmium, or qualify for an exemption to these limits as defined in the Annexes of Directive 2011/65/EU (RoHS2). Finished electrical and electronic equipment products will be CE marked as required by Directive 2011/65/EU. Components may not be CE marked. Additionally, the part numbers that TE has identified as EU ELV compliant have a maximum concentration of 0.1% by weight in homogenous materials for lead, hexavalent chromium, and mercury, and 0.01% for cadmium, or qualify for an exemption to these limits as defined in the Annexes of Directive 2000/53/EC (ELV). Regarding the REACH Regulation, the information TE provides on SVHC in articles for this part number is based on the latest European Chemicals Agency (ECHA) 'Guidance on requirements for substances in articles' posted at this URL: <https://echa.europa.eu/guidance-documents/guidance-on-reach>

Also in the Series | AMP SMA



Battery Holders(1)



Coax Connectors(293)



Connector Adapters & Connector Savers(10)



Connector Caps & Covers(3)



Connector Hardware(2)



Connector Strain Relief(1)



RF Cable Assemblies(2)



RF Connector Launchers(7)



RF Terminators(1)

Customers Also Bought




TE Part #1050547-1
2001 5032 00




TE Part #31518
TERMINAL,DG R 26-22 2



TE Part #1050524-1
2001 5003 00,SMA CABLE PLUG



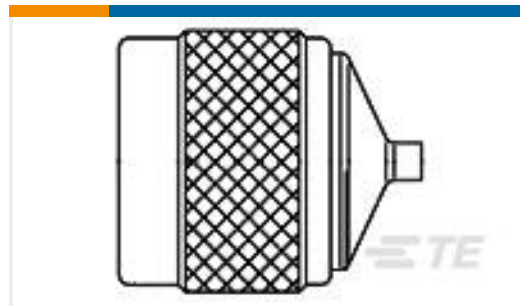
TE Part #NB15734001
RNF-150-1/8-0-SP



TE Part #NB19534001
RNF-100-3/16-RD-SP



TE Part #NB19604001
RNF-100-3/16-YO-SP



TE Part #1057088-1
3001 7941 00



TE Part #1050525-1
2001 5003 02,SMA CABLE PLUG



TE Part #1045423-1
SSMA R/A Cable Plug 1007 7985 02



TE Part #1050762-1
2001 7943 00,SMA CABLE PLUG

Documents

Product Drawings

[2036 5004 02](#)

English

CAD Files

[3D PDF](#)

[3D](#)

[Customer View Model](#)

[ENG_CVM_CVM_1052024-1_B.2d_dxf.zip](#)



English

Customer View Model

[ENG_CVM_CVM_1052024-1_B.3d_igs.zip](#)

English

Customer View Model

[ENG_CVM_CVM_1052024-1_B.3d_stp.zip](#)

English

By downloading the CAD file I accept and agree to the [Terms and Conditions](#) of use.

Instruction Sheets

[Instruction Sheet \(U.S.\)](#)

English