




Connectors > RF Connectors > Coax Connectors



RF Interface: SMA

RF Connector Style: Plug

RF Connector Mated Outer Diameter (Approximate): 6.35 mm [.25 in]

Impedance: 50 Ω

Compatible With RF Cable Type: RG 402

Features

Product Type Features

Connector Product Type	Connector Assembly
Connector Seal & Plug Type	Gasket
RF Interface	SMA
RF Connector Style	Plug
Compatible With RF Cable Type	RG 402
Connector System	Cable-to-Cable
Sealable	Yes
Connector & Contact Terminates To	Wire & Cable

Configuration Features

Number of Positions	1
Number of Coaxial Contacts	1

Electrical Characteristics

Impedance	50 Ω
-----------	------

Body Features

Cable Connector Orientation	Right Angle
-----------------------------	-------------

Body Material	Stainless Steel
---------------	-----------------

Body Plating Material	Gold
-----------------------	------

Contact Features

RF Connector Contact Configuration	Captivated Contacts
------------------------------------	---------------------

RF Connector Center Contact Plating Material	Gold
--	------

RF Connector Center Contact Material	Beryllium Copper
--------------------------------------	------------------

Termination Features

Termination Method to Wire & Cable	Solder
------------------------------------	--------

Mechanical Attachment

RF Connector Coupling Mechanism	Threaded
---------------------------------	----------

Connector Mounting Type	Cable Mount (Free-Hanging)
-------------------------	----------------------------

RF Contact Captivation Method	Mechanical
-------------------------------	------------

Detent	Without
--------	---------

Dimensions

Product Length	17.15 mm[.675 in]
----------------	-------------------

RF Connector Mated Outer Diameter (Approximate)	6.35 mm[.25 in]
---	-----------------

Usage Conditions

Operating Temperature Range	-65 – 165 °C[-85 – 329 °F]
-----------------------------	----------------------------

Operation/Application

Operating Frequency	18 GHz
---------------------	--------

Packaging Features

Packaging Method	Carton
------------------	--------

Other

Coupling Nut Plating Finish	Passivated
-----------------------------	------------

Coupling Nut Base Material	Stainless Steel
----------------------------	-----------------

Gasket Material	Silicone Rubber
-----------------	-----------------

Dielectric Material	TFE Fluorocarbon
---------------------	------------------

Product Compliance

For compliance documentation, visit the product page on [TE.com](https://www.te.com)>

EU RoHS Directive 2011/65/EU	Compliant with Exemptions
------------------------------	---------------------------

EU ELV Directive 2000/53/EC	Compliant with Exemptions
-----------------------------	---------------------------

China RoHS 2 Directive MIIT Order No 32, 2016

Restricted Materials Above Threshold

EU REACH Regulation (EC) No. 1907/2006

Current ECHA Candidate List: JUNE 2024 (241)

Candidate List Declared Against: JUL 2021 (219)

SVHC > Threshold:

Pb (.6% in Component Part)

Article Safe Usage Statements:

Do not eat, drink or smoke when using this product. Wash thoroughly after handling. Recycle if possible and dispose of the article by following all applicable governmental regulations relevant to your geographic location.

Halogen Content

BFR/CFR/PVC Free, but Br/Cl >900 ppm in other sources.

Solder Process Capability

Not applicable for solder process capability

Product Compliance Disclaimer

This information is provided based on reasonable inquiry of our suppliers and represents our current actual knowledge based on the information they provided. This information is subject to change. The part numbers that TE has identified as EU RoHS compliant have a maximum concentration of 0.1% by weight in homogenous materials for lead, hexavalent chromium, mercury, PBB, PBDE, DBP, BBP, DEHP, DIBP, and 0.01% for cadmium, or qualify for an exemption to these limits as defined in the Annexes of Directive 2011/65/EU (RoHS2). Finished electrical and electronic equipment products will be CE marked as required by Directive 2011/65/EU. Components may not be CE marked. Additionally, the part numbers that TE has identified as EU ELV compliant have a maximum concentration of 0.1% by weight in homogenous materials for lead, hexavalent chromium, and mercury, and 0.01% for cadmium, or qualify for an exemption to these limits as defined in the Annexes of Directive 2000/53/EC (ELV). Regarding the REACH Regulation, the information TE provides on SVHC in articles for this part number is based on the latest European Chemicals Agency (ECHA) 'Guidance on requirements for substances in articles' posted at this URL: <https://echa.europa.eu/guidance-documents/guidance-on-reach>

Compatible Parts



TE Part # 1052566-1
2052 1618 02,SMA FM JACK RECPT



TE Part # 1050547-1
2001 5032 00



TE Part # 1050548-1
2001 5032 02



TE Part # 2081005-1
ASSY. SMA JACK PCB EDGE MOUNT



TE Part # 1052422-1
2052 0000 02,SMA FM JACK RECPT



TE Part # 1053354-1
2062 0000 00,SMA PCB VERT JACK



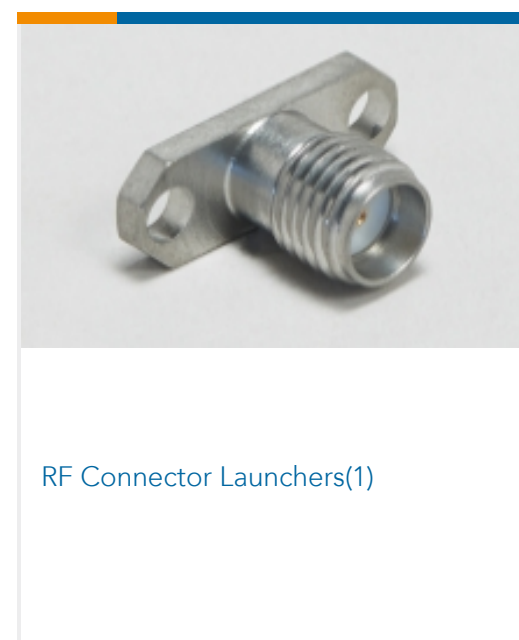





TE Part # 1050524-1
2001 5003 00,SMA CABLE PLUG



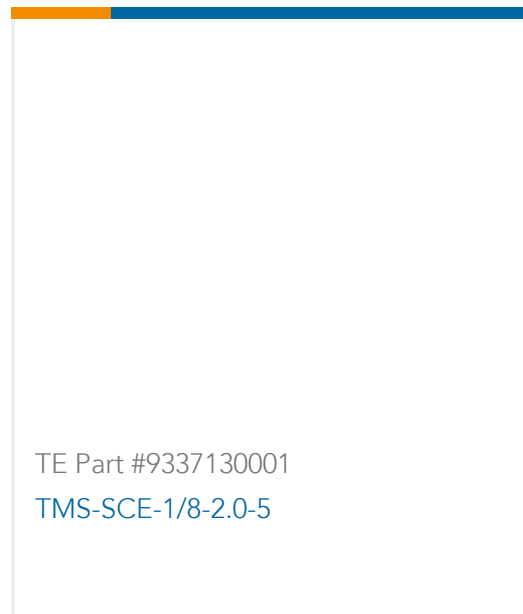
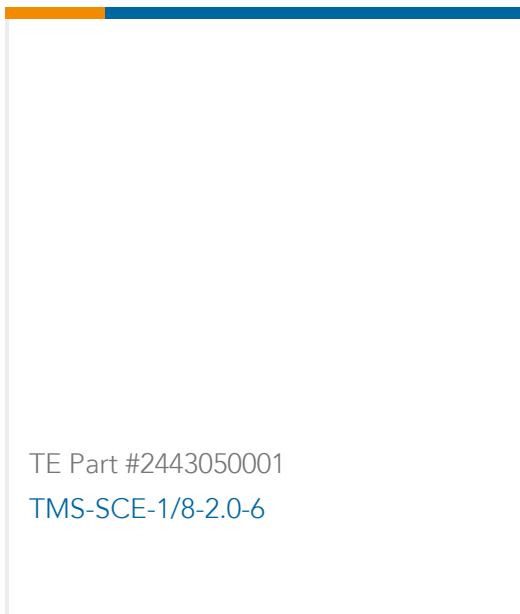
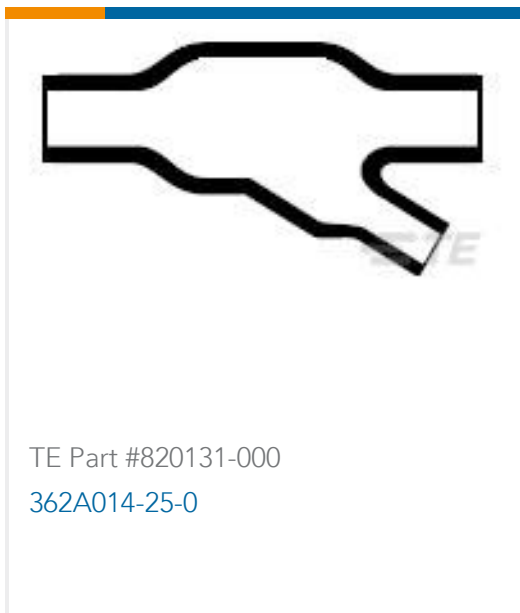
TE Part # 1050859-1
2002 5016 00



Also in the Series | AMP SMA



Customers Also Bought



Documents

Product Drawings

2007 5054 02

English

CAD Files

3D PDF

3D

Customer View Model

[ENG_CVM_CVM_1051110-1_A.2d_dxf.zip](#)

English

Customer View Model

[ENG_CVM_CVM_1051110-1_A.3d_igs.zip](#)

English

Customer View Model

[ENG_CVM_CVM_1051110-1_A.3d_stp.zip](#)

English

By downloading the CAD file I accept and agree to the [Terms and Conditions](#) of use.

Instruction Sheets



Instruction Sheet (U.S.)

English