


| | | |
|---------------------------|----------------------------------|---|
| 10431000 | DATA SHEET |  |
| Valid from: 18.09.2020 | EPIC® H-A 4 SS / H-A 4 BS | |

Description

- H-A inserts with screw termination up to 2.5 mm² wire cross section.
- The small H-A 3 / H-A 4 is used whenever there is minimal space.
- Easy to service screw connection.
- Easy cable connection with straight cable entry in the contacts.



General Characteristics

| | |
|------------------------------|---|
| Series | H-A 4 |
| Version | Male/Female (Article 10432000) |
| Number of Contacts | 4+PE |
| Termination Methods | Screw termination: 0.5 - 2.5 mm ² (2.5 mm ² with conductor end sleeves depending on the crimping profile) |
| Protection (DIN EN 60529) | IP65, latched to the housing |
| Protection (NEMA 250, UL50E) | 4, 12, latched to the housing |
| Temperature Range | -40°C to +100°C, short-term up to +125°C |

Mechanical Characteristics

| | |
|-------------------------------|-----|
| Cycle of mechanical operation | 100 |
|-------------------------------|-----|

Electrical Characteristics

| | |
|-----------------------|--------------|
| Rated Voltage, IEC | 400 V |
| Rated Voltage, UL | 600 V |
| Rated Voltage, CSA | 600 V |
| Rated Impulse Voltage | 4 kV |
| Rated Current, IEC | 23 A |
| Rated Current, UL | 10 A |
| Rated Current, CSA | 10 A |
| Contact Resistance | 1,5 - 4 mOhm |
| Degree of Soiling | 3 |

Materials and Surfaces

| | |
|---------------------------------------|----------------------------------|
| Contacts | Copper alloy, hard silver-plated |
| Insulating Body | PA |
| Flammability Class according to UL 94 | V0 |


Approvals

| | |
|----------------------------|--------|
| UL-Approval, E-File-Number | E75770 |
| VDE-Approval, VDE-REG.-Nr. | B437 |
| CSA-Approval, File Number | 053004 |

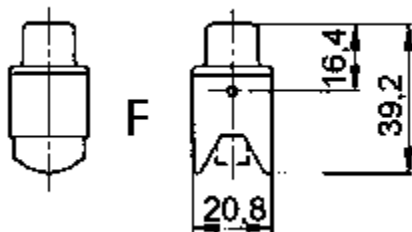
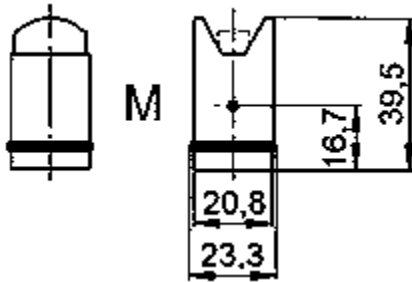
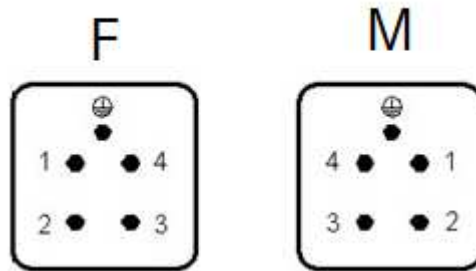
Standard


| | |
|-----------------|-------------------------------|
| Safety Standard | IEC 61984, UL 1977, CSA-C22.2 |
|-----------------|-------------------------------|

| | | |
|---------------------|-----------------------|-------------|
| Creator: MANA2/PDP | Document: DB1043100EN | Page 1 of 3 |
| Released: IVSE1/PDP | Version: 02 | |

| | | |
|---------------------------|---------------------------|---|
| 10431000 | DATA SHEET |  |
| Valid from: 18.09.2020 | EPIC® H-A 4 SS / H-A 4 BS | |

Technical Drawings



| | | |
|---------------------------|---|---|
| 10431000 | DATA SHEET |  |
| Valid from: 18.09.2020 | EPIC[®] H-A 4 SS / H-A 4 BS | |



Industrial machinery and plant engineering



Assembly time



Space requirement

Info

Robust power supply connector
Straight cable entry into the contacts

Application range

Machine and equipment manufacturings
Control engineering

Remark

Photographs are not to scale and do not represent detailed images of the respective products.

| | | |
|---|--------------------------------------|-------------|
| Creator: MANA2/PDP Released: IVSE1/PDP | Document: DB1043100EN Version: 02 | Page 3 of 3 |
|---|--------------------------------------|-------------|