




Connectors > PCB Connectors > Board-to-Board Connectors > Board-to-Board Headers & Receptacles



PCB Connector Assembly Type: **PCB Mount Header**

PCB Mount Orientation: **Vertical**

Connector System: **Board-to-Board**

Number of Positions: **9**

Centerline (Pitch): **2.54 mm [.1 in]**

## Features

### Product Type Features

PCB Connector Assembly Type	PCB Mount Header
Connector System	Board-to-Board
Header Type	Breakaway
Sealable	No
Connector & Contact Terminates To	Printed Circuit Board

### Configuration Features

Number of Rows	1
Connector Contact Load Condition	Fully Loaded
PCB Mount Orientation	Vertical
Number of Positions	9
Board-to-Board Configuration	Parallel

### Contact Features

Mating Square Post Dimension	.64 mm[.025 in]
	100 – 200 μin
Contact Shape & Form	Square
Contact Underplating Material	Nickel
PCB Contact Termination Area Plating Material	Tin-Lead
Contact Base Material	Phosphor Bronze



Contact Mating Area Plating Material	Gold
Contact Mating Area Plating Material Thickness	.762 μm[30 μin]
Contact Type	Pin
Contact Current Rating (Max)	3 A

#### Termination Features

Square Termination Post & Tail Dimension	.64 mm[.025 in]
Termination Post & Tail Length	3.18 mm[.125 in]
Termination Method to Printed Circuit Board	Through Hole - Solder

#### Mechanical Attachment

Mating Alignment	Without
PCB Mount Retention	Without
PCB Mount Alignment	Without
Connector Mounting Type	Board Mount

#### Housing Features

Centerline (Pitch)	2.54 mm[.1 in]
Housing Color	Black
Housing Material	Thermoplastic

#### Dimensions

PCB Thickness (Recommended)	1.6 mm[.063 in]
-----------------------------	-----------------

#### Usage Conditions

Housing Temperature Rating	Standard
Operating Temperature Range	-65 – 105 °C[-85 – 221 °F]

#### Operation/Application

Circuit Application	Signal
---------------------	--------

#### Industry Standards

Approved Standards	CSA LR7189, UL E28476
UL Flammability Rating	UL 94V-0

#### Packaging Features

Packaging Quantity	200
Packaging Method	Carton

#### Other



Comment	Headers may be broken to desired number of positions using Hand Tool No. 91406-1, or Tool Kit No. 314818-1. Other tail lengths are available, consult TE Connectivity.
---------	--

### Product Compliance

[For compliance documentation, visit the product page on TE.com>](#)

EU RoHS Directive 2011/65/EU	Not Compliant
EU ELV Directive 2000/53/EC	Not Compliant
China RoHS 2 Directive MIIT Order No 32, 2016	Restricted Materials Above Threshold
EU REACH Regulation (EC) No. 1907/2006	Current ECHA Candidate List: JUN 2020 (209) Candidate List Declared Against: JAN 2020 (205) Pb (13% in Component Part) <b>Article Safe Usage Statements:</b> Do not eat, drink or smoke when using this product. Wash thoroughly after handling. Recycle if possible and dispose of the article by following all applicable governmental regulations relevant to your geographic location.
Halogen Content	Not Low Halogen - contains Br or Cl > 900 ppm.
Solder Process Capability	Wave solder capable to 240°C

#### Product Compliance Disclaimer

This information is provided based on reasonable inquiry of our suppliers and represents our current actual knowledge based on the information they provided. This information is subject to change. The part numbers that TE has identified as EU RoHS compliant have a maximum concentration of 0.1% by weight in homogenous materials for lead, hexavalent chromium, mercury, PBB, PBDE, DBP, BBP, DEHP, DIBP, and 0.01% for cadmium, or qualify for an exemption to these limits as defined in the Annexes of Directive 2011/65/EU (RoHS2). Finished electrical and electronic equipment products will be CE marked as required by Directive 2011/65/EU. Components may not be CE marked. Additionally, the part numbers that TE has identified as EU ELV compliant have a maximum concentration of 0.1% by weight in homogenous materials for lead, hexavalent chromium, and mercury, and 0.01% for cadmium, or qualify for an exemption to these limits as defined in the Annexes of Directive 2000/53/EC (ELV). Regarding the REACH Regulation, the information TE provides on SVHC in articles for this part number is based on the latest European Chemicals Agency (ECHA) 'Guidance on requirements for substances in articles' posted at this URL: <https://echa.europa.eu/guidance-documents/guidance-on-reach>

### Compatible Parts






## Also in the Series | AMPMODU Headers



Automotive, Truck, Bus, & Off-Road Headers(10)



Board-to-Board Headers & Receptacles(5305)



PCB Connector Mounting(1)



PCB Connector Shrouds(1)




PCB Latches, Locks & Retainers(2)



Wire-to-Board Connector Assemblies & Housings(3)




Wire-to-Board Connector Contacts(46)



Wire-to-Board Headers & Receptacles (76)

## Customers Also Bought



TE Model / Part #3-2176363-0  
RQ 0402 866R 0.1% 10PPM 5K RL



TE Model / Part #1-50871-0  
SOCKET,MIN-SPR W/H SN-AU SER-5



TE Model / Part #103323-7  
07 MODII HDR SRRRA B/A .100CL



TE Model / Part #1-103329-4  
14 MODII HDR SRRRA B/A .100CL



TE Model / Part #1-85839-2  
12 MODII HDR SRST .156CL



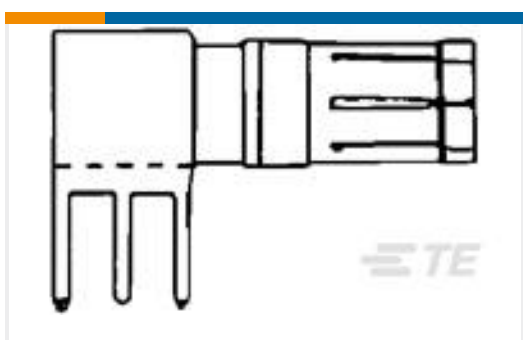
TE Model / Part #2-103670-4  
25 MTE HDR SRST LATCH W/HLDWN



TE Model / Part #2-1617342-8  
HFW1230G01M=M39016/6-112M



TE Model / Part #390102-2  
SHUNT, MULTI-POS 2X3 W/HANDLE



TE Model / Part #532823-1  
HDI POWER CONTACT ASSY



## Documents

### Product Drawings

[09 MODII HDR SRST B/A .100CL](#)

English

---

### CAD Files

[3D PDF](#)

3D

Customer View Model

[ENG\\_CVM\\_CVM\\_102976-9\\_F.2d\\_dxf.zip](#)

English

Customer View Model

[ENG\\_CVM\\_CVM\\_102976-9\\_F.3d\\_igs.zip](#)

English

Customer View Model

[ENG\\_CVM\\_CVM\\_102976-9\\_F.3d\\_stp.zip](#)

English

By downloading the CAD file I accept and agree to the [Terms and Conditions](#) of use.

---

### Datasheets & Catalog Pages

[AMPMODU Interconnection System](#)

English

[AMPMODU Interconnection System](#)