



AMP-LATCH | AMP-LATCH Universal Headers

TE Internal #: 102321-6

Ribbon Cable Connectors, Board-to-Board, 26 Position, 2.54 mm [.1 in] Centerline, Vertical, Through Hole - Solder, 2 Row, AMP-LATCH Universal Headers

[View on TE.com >](#)

Connectors > PCB Connectors > Wire-to-Board Connectors > FFC, FPC & Ribbon Connectors > Ribbon Cable Connectors >

AMP-LATCH UNIVERSAL HEADERS



Connector System: **Board-to-Board**

Number of Positions: **26**

Centerline (Pitch): **2.54 mm [.1 in]**

PCB Mount Retention: **Without**

PCB Mount Retention Type: **Screw Mount**

[All AMP-LATCH UNIVERSAL HEADERS \(525\)](#)

Features

Product Type Features

Ribbon Cable Connector Header Type	Universal Ejection Pin Headers
Connector Mating Latch & Lock Type	Long
Connector Product Type	Connector Assembly
Connector System	Board-to-Board
Connector & Housing Type	Receptacle
Connector & Contact Terminates To	Printed Circuit Board

Configuration Features

Number of Positions	26
PCB Mount Orientation	Vertical
Number of Rows	2

Electrical Characteristics

Insulation Resistance	5000 MΩ
-----------------------	---------



Operating Voltage	250 VAC
-------------------	---------

Body Features

Daisy Chain	Without
-------------	---------

Primary Product Color	Black
-----------------------	-------

Connector Profile	Standard
-------------------	----------

Contact Features

Mating Square Post Dimension	.64 mm[.025 in]
------------------------------	-----------------

PCB Contact Termination Area Plating Material Thickness	2.54 μ m[100 μ in]
---	----------------------------

Contact Type	Pin
--------------	-----

	30 μ in
--	-------------

Contact Mating Area Plating Material	Gold, Gold Flash, Gold Flash over Palladium Nickel
--------------------------------------	--

Contact Shape & Form	Square
----------------------	--------

Contact Underplating Material	Nickel
-------------------------------	--------

PCB Contact Termination Area Plating Material	Tin-Lead
---	----------

Contact Current Rating (Max)	1 A
------------------------------	-----

Termination Features

Round Termination Post & Tail Diameter	.64 mm[.025 in]
--	-----------------

Termination Post & Tail Length	3.94 mm[.155 in]
--------------------------------	------------------

Termination Method to Printed Circuit Board	Through Hole - Solder
---	-----------------------

Mechanical Attachment

Mating Alignment	With
------------------	------

PCB Mount Alignment	With
---------------------	------

Panel Mount Feature	Without
---------------------	---------

PCB Mount Retention	Without
---------------------	---------

PCB Mount Retention Type	Screw Mount
--------------------------	-------------

Mating Alignment Type	Center, Dual Polarizing Bar
-----------------------	-----------------------------

Mating Retention	With
------------------	------

Mating Retention Type	Ejection Latch
-----------------------	----------------

Connector Mounting Type	Board Mount
-------------------------	-------------

Housing Features

Housing Material	Thermoplastic
------------------	---------------



Centerline (Pitch)	2.54 mm [.1 in]
--------------------	-----------------

Dimensions

Shrouded End Dimension	3.81 mm [.15 in]
Connector Length	52.32 mm [2.06 in]
Connector Height	8.53 mm [.34 in]
PCB Thickness (Recommended)	3.18 mm [.125 in]
Row-to-Row Spacing	2.54 mm [.1 in]

Usage Conditions

Housing Temperature Rating	Standard
Operating Temperature Range	-65 – 105 °C [-85 – 221 °F]

Operation/Application

Solder Process Feature	Solder Dipped
Circuit Application	Signal

Industry Standards

UL Flammability Rating	UL 94V-0
------------------------	----------

Packaging Features

Packaging Quantity	30
Packaging Method	Tray

Product Compliance

[For compliance documentation, visit the product page on TE.com>](#)

EU RoHS Directive 2011/65/EU	Not Compliant
EU ELV Directive 2000/53/EC	Compliant with Exemptions
China RoHS 2 Directive MIIT Order No 32, 2016	Restricted Materials Above Threshold
EU REACH Regulation (EC) No. 1907/2006	<p>Current ECHA Candidate List: JUNE 2023 (235)</p> <p>Candidate List Declared Against: JUNE 2023 (235)</p> <p>SVHC > Threshold:</p> <p>Pb (13% in Component Part)</p> <p>Article Safe Usage Statements: Do not eat, drink or smoke when using this product. Wash thoroughly after handling. Recycle if possible and dispose of the article by following all applicable governmental regulations relevant to your geographic location.</p>
Halogen Content	Not Low Halogen - contains Br or Cl > 900 ppm.
Solder Process Capability	Wave solder capable to 265°C

Product Compliance Disclaimer

This information is provided based on reasonable inquiry of our suppliers and represents our current actual knowledge based on the information they provided. This information is subject to change. The part numbers that TE has identified as EU RoHS compliant have a maximum concentration of 0.1% by weight in homogenous materials for lead, hexavalent chromium, mercury, PBB, PBDE, DBP, BBP, DEHP, DIBP, and 0.01% for cadmium, or qualify for an exemption to these limits as defined in the Annexes of Directive 2011/65/EU (RoHS2). Finished electrical and electronic equipment products will be CE marked as required by Directive 2011/65/EU. Components may not be CE marked. Additionally, the part numbers that TE has identified as EU ELV compliant have a maximum concentration of 0.1% by weight in homogenous materials for lead, hexavalent chromium, and mercury, and 0.01% for cadmium, or qualify for an exemption to these limits as defined in the Annexes of Directive 2000/53/EC (ELV). Regarding the REACH Regulation, the information TE provides on SVHC in articles for this part number is based on the latest European Chemicals Agency (ECHA) 'Guidance on requirements for substances in articles' posted at this URL: <https://echa.europa.eu/guidance-documents/guidance-on-reach>

Compatible Parts



TE Part # 1-1658527-0
622-2641LF FEM SOCKET, LEAD FREE




TE Part # 102320-1
UNIVERSAL HEADER LATCH

Also in the Series | AMP-LATCH Universal Headers



Connector Hardware(13)



Ribbon Cable Connectors(525)

Customers Also Bought



TE Part #6609065-2
3EDP=F7688 S0



TE Part #102321-1
AMP-LATCH UNIVERSAL HEADERS



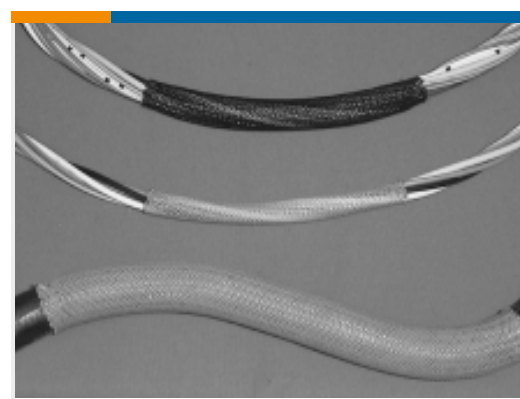
TE Part #5748952-1
AMP III PLUG 15P RA 590 FFSCRLK



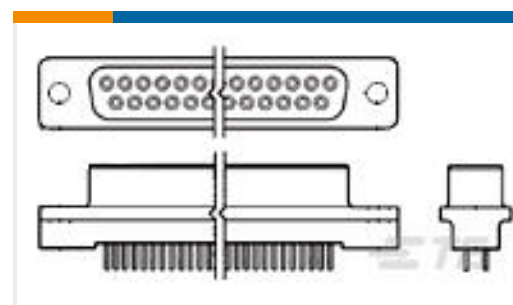
TE Part #6-1437652-7
6PCV-04-006=6PCV ASSEMBLY



TE Part #4-2176230-8
3522 6K8 5% 3W



TE Part #F886364001
VERSAFLEX-FR-3/8-09-SP



TE Part #745078-4
25 RCPT SP/AP SCRLK

Documents

Product Drawings

[026 UNIV HDR SP 4S 30DP STD L1](#)

English

CAD Files

[3D PDF](#)

3D

Customer View Model

[ENG_CVM_CVM_102321-6_G.2d_dxf.zip](#)

English

Customer View Model

[ENG_CVM_CVM_102321-6_G.3d_igs.zip](#)

English

Customer View Model

[ENG_CVM_CVM_102321-6_G.3d_stp.zip](#)

English

By downloading the CAD file I accept and agree to the [Terms and Conditions](#) of use.

Product Specifications

[Product Specification](#)

English

Instruction Sheets

[Instruction Sheet \(U.S.\)](#)

English

[AMP INSTALLATION PROCEDURES FOR AMP-LATCH UNIVERSAL HEADER ASSEMBLIE](#)

English

Agency Approvals

[Agency Approval Document](#)

English