

SAIL-M12GM12W-4-1.5T

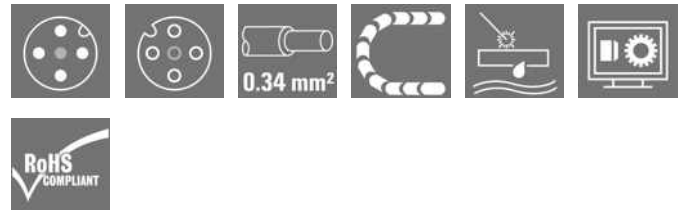
Weidmüller Interface GmbH & Co. KG

Klingenbergstraße 26

D-32758 Detmold

Germany

www.weidmueller.com



Sensor/actuator cables are used for wiring sensors and actuators and for transmitting data or power in various applications. The moulded cable offers connected and tested connection of the plug-in connector to the cable ex-works. The cables may be exposed to a wide range of conditions, such as humidity, dust, heat, cold, shock or vibration.

Our developers have focused specifically on this issue and designed a host of different M8 and M12 sensor-actuator cables so you are bound to find the solution you need for your application.

Is there something you have not managed to find or you feel needs explanation? Talk to us!

General ordering data

Version	Sensor/actuator line, Connecting line, M12 / M12, Number of poles : 4, 1.5 m, pin, straight - socket, 90°, Shielded: No, LED: No, Sheath material: PUR, Halogen: No
Order No.	1021740150
Type	SAIL-M12GM12W-4-1.5T
GTIN (EAN)	4032248735419
Qty.	1 pc(s).

Creation date January 11, 2023 9:06:25 AM CET

Catalogue status 09.01.2023 / We reserve the right to make technical changes.

SAIL-M12GM12W-4-1.5T

Weidmüller Interface GmbH & Co. KG

Klingenbergstraße 26

D-32758 Detmold

Germany

www.weidmueller.com

Technical data

Dimensions and weights

Net weight 77 g

Temperatures

Operating temperature, min. -25 °C Operating temperature, max. 80 °C

Technical specifications for cable

Acceleration	5 m/s ²	Bending cycles	10 Mio
Bending radius, min., moving	7.5 x cable diameter	Bending radius, min., stationary	4 x cable diameter
Cable length	1.5 m	Colour coding	brown, white, blue, black
Configurable cable length	Yes	Core cross-section	0.34 mm ²
Halogen	No	Insulation	PP
Irradiation crosslinked	No	Number of poles	4
Outer cladding in accordance with UL AWM style	20233 (80 °C / 300 V)	Outside diameter	4.9 mm ± 0.2 mm
Resistant to welding beads	Yes	Sheath material	PUR
Sheathing colour	black	Shielded	No
Speed	200 m/min	Suitable for cable carriers	Yes
Temperature range, moving	-30...105 °C	Temperature range, stationary	-40...105 °C
Torsion resistance	360 °/m	Welding spark resistance	Yes

General technical data

Coding	A	Connection thread	M12 / M12
Contact surface	Gold-plated	Housing main material	PUR
Insulation strength	10 ⁸ Ω	LED	No
Plugging cycles	≥ 100	Pollution severity	3
Protection degree	IP65, IP66, IP67, IP68, IP69, when screwed in	Rated current	4 A
Rated voltage	250 V	Shock and vibration proof according to	Section B
Temperature range of housing	-40 ... +85 °C	Threaded ring material	Diecast zinc
Tightening torque	M12: 0.8 - 1.2 Nm	Version	pin, straight - socket, 90°deg;
jumpered	No		

Electrical properties

Insulation strength 10⁸ Ω Rated voltage 250 V

General standards

Certificate no. (cULus) E307231 Connector standard IEC 61076-2-101

Standards

Connector standard IEC 61076-2-101 Shock and vibration proof according to Section B

Classifications

ETIM 6.0	EC001855	ETIM 7.0	EC001855
ETIM 8.0	EC001855	ECLASS 9.0	27-06-03-11
ECLASS 9.1	27-06-03-11	ECLASS 10.0	27-06-03-11
ECLASS 11.0	27-06-03-11	ECLASS 12.0	27-06-03-11

Creation date January 11, 2023 9:06:25 AM CET

Catalogue status 09.01.2023 / We reserve the right to make technical changes.

SAIL-M12GM12W-4-1.5T**Weidmüller Interface GmbH & Co. KG**

Klingenbergstraße 26

D-32758 Detmold

Germany

www.weidmueller.com

Technical data**Environmental Product Compliance**

REACH SVHC	Lead 7439-92-1
SCIP	1c533b66-fcff-4da5-b89f-fd55fbf5cb55

Approvals

Approvals



ROHS	Conform
UL File Number Search	UL Website
Certificate no. (cULus)	E307231

Downloads

Engineering Data	WSCAD
Product Change Notification	DE - Technische Änderung zu M12 Gewinding mit 6-Kant EN - Technical change to M12 nut with additional hexagonal mounting
Catalogues	Catalogues in PDF-format
Brochures	FL FIELDWIRING EN FL FIELDWIRING EN

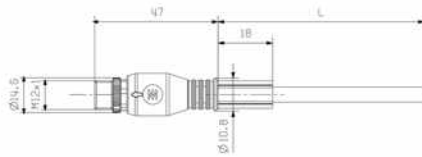
Data sheet

SAIL-M12GM12W-4-1.5T

Weidmüller Interface GmbH & Co. KG
 Klingenbergstraße 26
 D-32758 Detmold
 Germany
 www.weidmueller.com

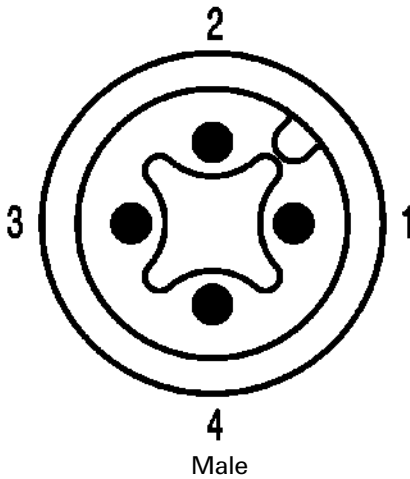
Drawings

Dimensioned drawing

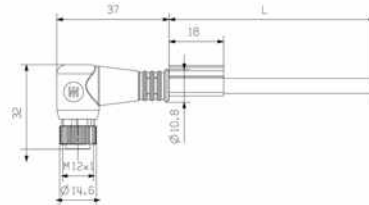


Male, straight

Pole scheme

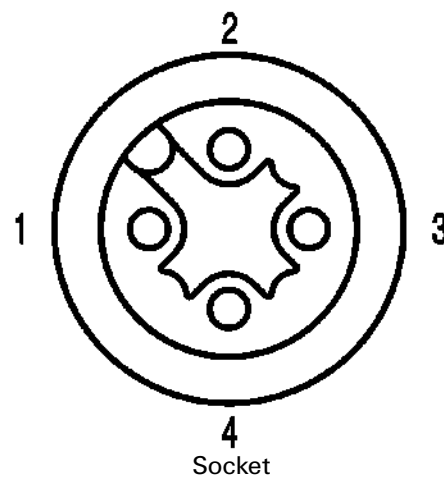


Dimensioned drawing




Angled socket

Pole scheme



Wiring diagram



The ideal tool: Screwty® with torque function



Light, securely screwed-in round plug-in connectors. Screwty set DM / VPE: 1 / Order No.: 1920000000 Adapters: M12, M12 F, M8, M8 F