


10196000	DATA SHEET	
Valid from: 17.08.2020	EPIC® H-BE 24 SS / H-BE 24 BS	

Description

- Standard inserts with screw termination, crimp termination, cage clamp termination and Push-In termination
- The EPIC® H-BE series is suitable for applications that require a reliable connection when working with high voltages and currents
- Use for railway applications -Brand protection in rail vehicles: test according to EN 45545-2. Requirement sentences R22 and R23. Hazard levels HL1, HL2 and HL3.
- UL tested for applications in the control cabinet in accordance with UL 508 / UL 2237



General Characteristics

Series	H-BE 24: 1-24; 25-48
Version 1-24	Male: 10196000; Female: 10197000
Version 25-48	Male: 10204000; Female: 10205000
Wire Protection	Yes
Number of Contacts	24 + PE (48+2xPE)
Termination Methods	Screw termination: 0.5 - 2.5 mm ²
Protection (DIN EN 60529)	IP65
Protection (NEMA 250, UL50E)	12
Temperature Range	-40°C to +100°C, short-term up to +125°C

Mechanical Characteristics

Cycle of mechanical operation	500
-------------------------------	-----

Electrical Characteristics

Rated Voltage, IEC	500 V
Rated Voltage, UL	600 V
Rated Voltage, CSA	600 V
Rated Impulse Voltage	6 kV
Rated Current, IEC	16 A
Rated Current, UL	16 A
Rated Current, CSA	16 A
Contact Resistance	< 2 mOhm
Degree of Soiling	3

Materials and Surfaces

Contacts	Copper alloy, hard silver-plated
Insulating Body	PC
Flammability Class according to UL 94	V0

Approvals

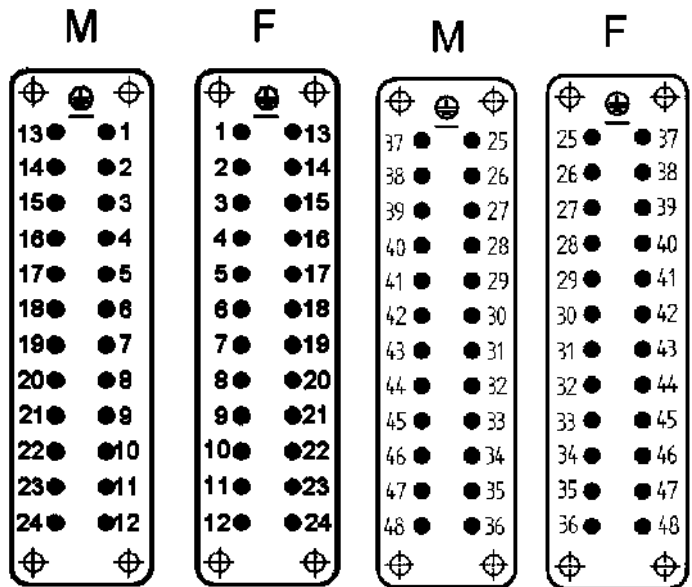
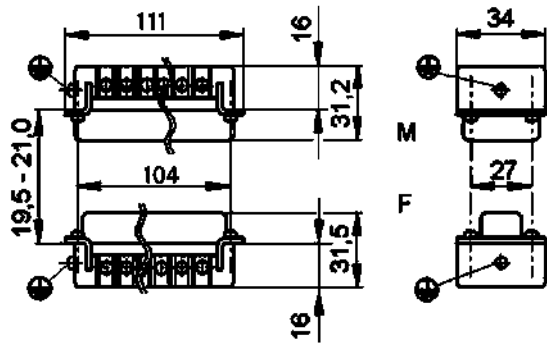
UL-Approval, E-File-Number	E75770
VDE-Approval, VDE-REG.-Nr.	B437

Standard

Safety Standard	IEC 61984, UL 1977
-----------------	--------------------

Creator: MANA2/PDP Released: IVSE1/PDP	Document: DB10196000EN Version: 05	Page 1 of 2
---	---------------------------------------	-------------

Technical Drawings



Robust



Temperature-resistant

Info

Multifunctional insert for versatile applications
 Screw, crimp, cage clamp and Push-In version - freely combinable
 Also as EPIC® H-BE 48 available

Application range

Mechanical engineering
 Light & sound technology
 Plastics industry

Remark

Photographs are not to scale and do not represent detailed images of the respective products.