

PCB terminal block - TDPT 16/ 2-SC-10,16-ZB



1017526

<https://www.phoenixcontact.com/pc/products/1017526>

Please be informed that the data shown in this PDF document is generated from our Online Catalog. Please find the complete data in the user documentation. Our General Terms of Use for Downloads are valid.



PCB terminal block, nominal current: 76 A, rated voltage (III/2): 1000 V, nominal cross section: 16 mm², number of potentials: 2, number of rows: 1, number of positions per row: 2, product range: TDPT 16/..-SC, pitch: 10.16 mm, connection method: Screw connection with tension sleeve, screw head form: L Slotted, mounting: Wave soldering, conductor/PCB connection direction: 0 °, color: green, Pin layout: Zigzag pinning W, Solder pin [P]: 3.5 mm, number of solder pins per potential: 2, type of packaging: packed in cardboard

Your advantages

- Easy to adapt, thanks to their identical size and the same pinning for Push-in spring connections as for screw connections
- Well-known connection principle allows worldwide use
- Low temperature rise, thanks to maximum contact force

Commercial Data

Item number	1017526
Packing unit	50 pc
Minimum order quantity	50 pc
Note	Made to Order (non-returnable)
Product Key	AAOIBA
GTIN	4055626501581
Weight per Piece (including packing)	22.068 g
Weight per Piece (excluding packing)	19.31 g
Customs tariff number	85369010
Country of origin	CN

PCB terminal block - TDPT 16/ 2-SC-10,16-ZB



1017526

<https://www.phoenixcontact.com/pc/products/1017526>

Technical Data

Product properties

Product line	COMBICON Terminals XL
Product type	Printed circuit board terminal
Number of positions	2
Pitch	10.16 mm
Number of connections	2
Number of rows	1
Number of potentials	2
Pin layout	Zigzag pinning W
Solder pins per potential	2

Electrical properties

Nominal current I_N	76 A
Nominal voltage U_N	1000 V
Degree of pollution	3
Rated voltage (III/3)	800 V
Rated surge voltage (III/3)	8 kV
Rated voltage (III/2)	1000 V
Rated surge voltage (III/2)	8 kV

Connection data

Connection technology

Nominal cross section	16 mm ²
-----------------------	--------------------

Conductor connection

Connection method	Screw connection with tension sleeve
Conductor cross section solid	0.75 mm ² ... 16 mm ²
Conductor cross section flexible	0.75 mm ² ... 16 mm ²
Conductor cross section AWG	20 ... 6
Conductor cross section flexible, with ferrule without plastic sleeve	0.75 mm ² ... 16 mm ²
Conductor cross section, flexible, with ferrule, with plastic sleeve	0.75 mm ² ... 16 mm ²
2 conductors with same cross section, solid	0.5 mm ² ... 6 mm ²
2 conductors with same cross section, flexible	0.5 mm ² ... 6 mm ²
Stripping length	18 mm
Tightening torque	1.4 Nm ... 1.7 Nm

Mounting

Mounting type	Wave soldering
Pin layout	Zigzag pinning W
Drive form screw head	Slotted (L)
Drive form screw head	Slotted (L)

PCB terminal block - TDPT 16/ 2-SC-10,16-ZB

1017526

<https://www.phoenixcontact.com/pc/products/1017526>

Material specifications

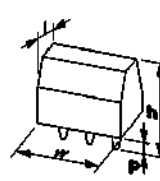
Material data - contact

Note	WEEE/RoHS-compliant, free of whiskers according to IEC 60068-2-82/JEDEC JESD 201
Contact material	Cu alloy
Surface characteristics	hot-dip tin-plated
Metal surface terminal point (top layer)	Tin (4 - 8 µm Sn)
Metal surface soldering area (top layer)	Tin (4 - 8 µm Sn)

Material data - housing

Housing color	green (RAL 6021)
Insulating material	PA
Insulating material group	I
CTI according to IEC 60112	600
Flammability rating according to UL 94	V0
Glow wire flammability index GWFI according to EN 60695-2-12	850
Glow wire ignition temperature GWIT according to EN 60695-2-13	775
Temperature for the ball pressure test according to EN 60695-10-2	125 °C

Dimensions

Dimensional drawing	
Pitch	10.16 mm
Width [w]	21.34 mm
Height [h]	34.7 mm
Length [l]	31.9 mm
Installed height	31.2 mm
Solder pin length [P]	3.5 mm

Mechanical tests

Test for conductor damage and slackening

Specification	IEC 60999-1:1999-11
Result	Test passed

Pull-out test

Specification	IEC 60999-1:1999-11
Conductor cross section/conductor type/tractive force setpoint/actual value	0.75 mm ² / flexible / > 30 N
	0.75 mm ² / solid / > 30 N

PCB terminal block - TDPT 16/ 2-SC-10,16-ZB



1017526

<https://www.phoenixcontact.com/pc/products/1017526>

	16 mm ² / flexible / > 100 N
	16 mm ² / solid / > 100 N

Electrical tests

Temperature-rise test

Specification	IEC 60947-7-4:2013-08
Requirement temperature-rise test	The sum of ambient temperature and temperature rise of the PCB terminal block shall not exceed the upper limiting temperature.

Short-time withstand current

Specification	IEC 60947-7-4:2013-08
---------------	-----------------------

Insulation resistance

Specification	IEC 60512-3-1:2002-02
Insulation resistance, neighboring positions	> 5 MΩ

Air clearances and creepage distances |

Specification	IEC 60947-1:2007-06 + A1:2010-12 + A2:2014-09
Insulating material group	I
Comparative tracking index (IEC 60112)	CTI 600
Rated insulation voltage (III/3)	800 V
Rated surge voltage (III/3)	8 kV
minimum clearance value - non-homogenous field (III/3)	8 mm
minimum creepage distance (III/3)	10 mm
Rated insulation voltage (III/2)	1000 V
Rated surge voltage (III/2)	8 kV
minimum clearance value - non-homogenous field (III/2)	8 mm
minimum creepage distance (III/2)	8 mm
Rated insulation voltage (II/2)	1000 V
Rated surge voltage (II/2)	6 kV
minimum clearance value - non-homogenous field (II/2)	8 mm
minimum creepage distance (II/2)	8 mm

Environmental and real-life conditions

Vibration test

Specification	IEC 60068-2-6:2007-12
Frequency	10 - 150 - 10 Hz
Sweep speed	1 octave/min
Amplitude	0.35 mm (10 Hz ... 60.1 Hz)
Sweep speed	5g (60.1 Hz ... 150 Hz)
Test duration per axis	2.5 h

Glow-wire test

Specification	IEC 60695-2-10:2013-04
Temperature	850 °C

PCB terminal block - TDPT 16/ 2-SC-10,16-ZB



1017526

<https://www.phoenixcontact.com/pc/products/1017526>

Time of exposure	5 s
------------------	-----

Aging

Specification	IEC 60947-7-4:2013-08
---------------	-----------------------

Ambient conditions

Ambient temperature (operation)	-40 °C ... 105 °C (Depending on the current carrying capacity/derating curve)
Ambient temperature (storage/transport)	-40 °C ... 70 °C
Relative humidity (storage/transport)	30 % ... 70 %
Ambient temperature (assembly)	-5 °C ... 105 °C

Packaging specifications

Type of packaging	packed in cardboard
-------------------	---------------------

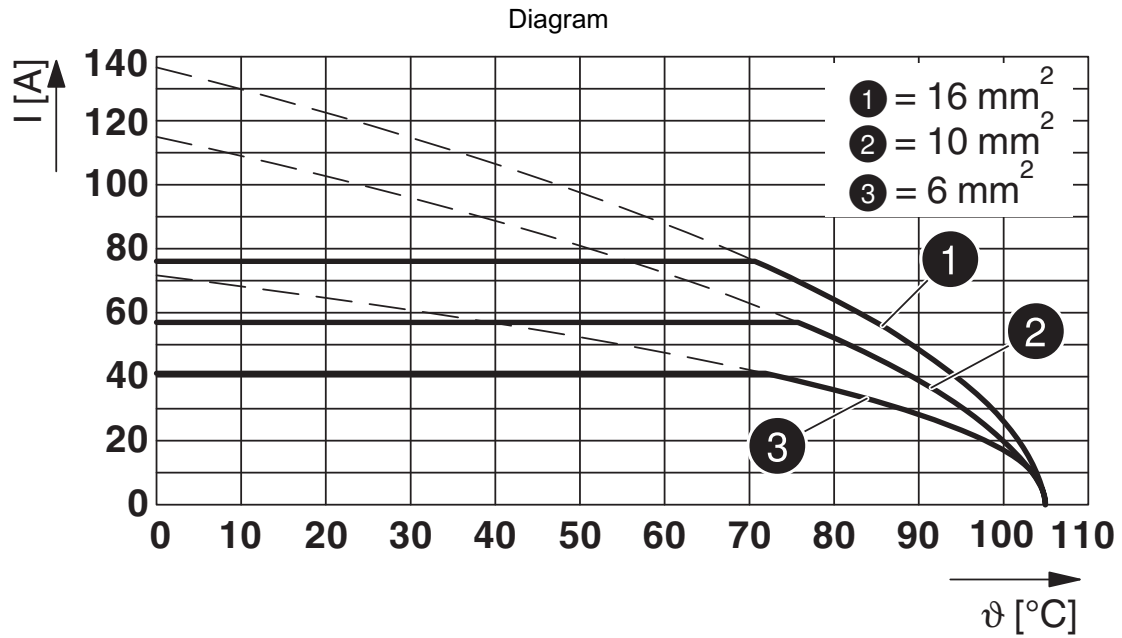
PCB terminal block - TDPT 16/ 2-SC-10,16-ZB



1017526

<https://www.phoenixcontact.com/pc/products/1017526>

Drawings



Type: TDPT 16/...-SC-10,16-ZB


PCB terminal block - TDPT 16/ 2-SC-10,16-ZB




1017526

<https://www.phoenixcontact.com/pc/products/1017526>

Approvals

	IECEE CB Scheme Approval ID: DE1-61270
---	--

	cULus Recognized Approval ID: E60425-20180122			
	Nominal Voltage U_N	Nominal Current I_N	Cross Section AWG	Cross Section mm^2
Use group B				
	600 V	58 A	20 - 6	-
Use group C				
	600 V	58 A	20 - 6	-

	EAC Approval ID: B.01687
---	------------------------------------

	VDE Zeichengenehmigung Approval ID: 40049168			
	Nominal Voltage U_N	Nominal Current I_N	Cross Section AWG	Cross Section mm^2
	1000 V	76 A	-	0.75 - 16

PCB terminal block - TDPT 16/ 2-SC-10,16-ZB



1017526

<https://www.phoenixcontact.com/pc/products/1017526>

Classifications

ECLASS

ECLASS-9.0	27440401
ECLASS-10.0.1	27440401
ECLASS-11.0	27460101

ETIM

ETIM 8.0	EC002643
----------	----------

UNSPSC

UNSPSC 21.0	39121400
-------------	----------

PCB terminal block - TDPT 16/ 2-SC-10,16-ZB



1017526

<https://www.phoenixcontact.com/pc/products/1017526>

Environmental Product Compliance

China RoHS	Environmentally friendly use period: unlimited = EFUP-e
	No hazardous substances above threshold values

PCB terminal block - TDPT 16/ 2-SC-10,16-ZB



1017526

<https://www.phoenixcontact.com/pc/products/1017526>

Accessories

Screwdriver

Screwdriver - SZS 1,0X4,0 VDE - 1205066

<https://www.phoenixcontact.com/pc/products/1205066>



Screwdriver, slot-headed, VDE insulated, size: 1.0 x 4.0 x 100 mm, 2-component grip, with non-slip grip

Crimping pliers

Crimping pliers - CRIMPFOX 6 - 1212034

<https://www.phoenixcontact.com/pc/products/1212034>



Crimping pliers, for ferrules without insulating collar according to DIN 46228 Part 1 and ferrules with insulating collar according to DIN 46228 Part 4, 0.25 mm² ... 6.0 mm², lateral entry, trapezoidal crimp

Phoenix Contact 2022 © - all rights reserved

<https://www.phoenixcontact.com>

PHOENIX CONTACT GmbH & Co. KG

Flachsmarktstraße 8

D-32825 Blomberg

+49 (0) 5235-3 00

info@phoenixcontact.com