


10170000	DATA SHEET	
Valid from: 20.10.2020	EPIC® H-BS 6 SS / H-BS 6 BS	

Description

- Inserts for high currents.
- High rating for currents up to 35 A
- Screw termination up to a conductor cross section of 6 mm²



General Characteristics

Series	H-BS 6
Version	Male/Female(Article 10171000)
Wire protection	Yes
Number of Contacts	6 + PE
Contacts	1-6
Termination Methods	Screw termination: 0.5 - 6 mm ²
Temperature Range	-40°C to +100°C, short-term up to +125°C

Mechanical Characteristics

Cycle of mechanical operation	100
-------------------------------	-----

Electrical Characteristics

Rated Voltage, IEC	500 V
Rated Voltage, UL	600 V
Rated Voltage, CSA	600 V
Voltage Conductor-Conductor/Conductor-PE	690 V /400V
Rated Impulse Voltage	6 kV
Rated Current, IEC	35 A
Rated Current, UL	35 A
Rated Current, CSA	35 A
Contact Resistance	< 2 mOhm
Degree of Soiling	3

Materials and Surfaces

Contacts	Copper alloy, hard silver-plated
Insulating Body	PC
Flammability Class according to UL 94	V0


Approvals

UL-Approval, E-File-Number	E75770/E483837
VDE-tested, VDE-REG. no.	B437

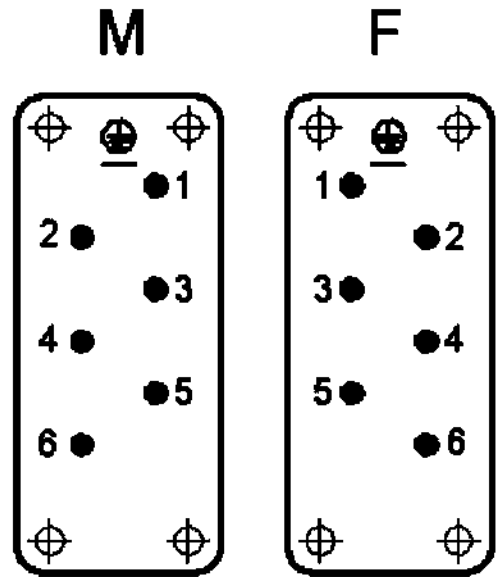
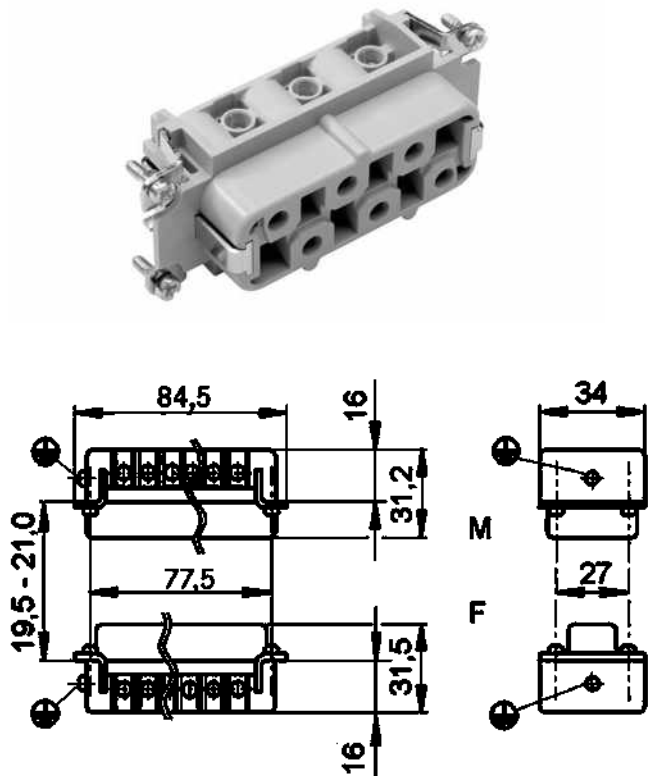
Standard

Safety Standard	IEC 61984, UL 1977, UL2237, CSA 22.2 182.3
-----------------	--

Creator: MANA2/PDP Released: IVSE1/PDP	Document: DB10170000EN Version: 02	Page 1 of 2
---	---------------------------------------	-------------

10170000	DATA SHEET	
Valid from: 20.10.2020	EPIC® H-BS 6 SS / H-BS 6 BS	

Technical Drawings



Industrial machinery and plant engineering



Robust



Temperature-resistant

Info

Standard insert for currents up to 35A

Application range

Plant engineering
Mechanical engineering
Drive systems

Remark

Photographs are not to scale and do not represent detailed images of the respective products.

Creator: MANA2/PDP Released: IVSE1/PDP	Document: DB10170000EN Version: 02	Page 2 of 2
---	---------------------------------------	-------------