

Contact insert - HC-BB46-I-PT-F - 1014423

Please be informed that the data shown in this PDF Document is generated from our Online Catalog. Please find the complete data in the user's documentation. Our General Terms of Use for Downloads are valid (<http://phoenixcontact.com/download>)




Contact insert, number of positions: 46+PE, size: B24, power contacts: 46, control contacts: 0, number of connections per position: 1, Socket, Push-in connection, 500 V, 16 A, 0.5 mm² ... 2.5 mm², application: Power

Your advantages

- For fast coding with plastic profile (Order No. 1410916, type CP-HC-S)



Key Commercial Data

Packing unit	1 pc
GTIN	 4 055626 492186
GTIN	4055626492186
Weight per Piece (excluding packing)	167.300 g
Custom tariff number	85366990
Country of origin	China

Technical data

General

Note	Connectors may be operated only when there is no load/voltage.
Connection method	Push-in connection
Torque	0.8 Nm ... 1.2 Nm (PE connection) 0.5 Nm ... 0.8 Nm ()
Number of connections per position	1
Degree of pollution	3
Overvoltage category	III
Number of positions	46+PE
No. of power contacts	46
No. of control contacts	0
Insertion/withdrawal cycles	≥ 500
Size	B24

Contact insert - HC-BB46-I-PT-F - 1014423

Technical data

General

Contact numbering	1 - 46
Conductor cross section	0.5 mm ² ... 2.5 mm ² (with ferrule)
Connection cross section AWG	20 ... 14 (with ferrule)
Stripping length of the individual wire	10 mm
Minimum housing height	72 mm
Assembly instructions	To ensure correct use, installation in housing with IP54 protection or better is required

Ambient conditions

Ambient temperature (operation)	-40 °C ... 125 °C (including heating up of contacts)
---------------------------------	--

Material data

Contact material	Copper alloy
Contact surface material	Ag
Contact carrier material	PC

Electrical characteristics

Rated voltage (III/3)	500 V
Rated surge voltage	6 kV
Rated current	16 A (power contacts)

Standards and Regulations

Flammability rating according to UL 94	V0
--	----

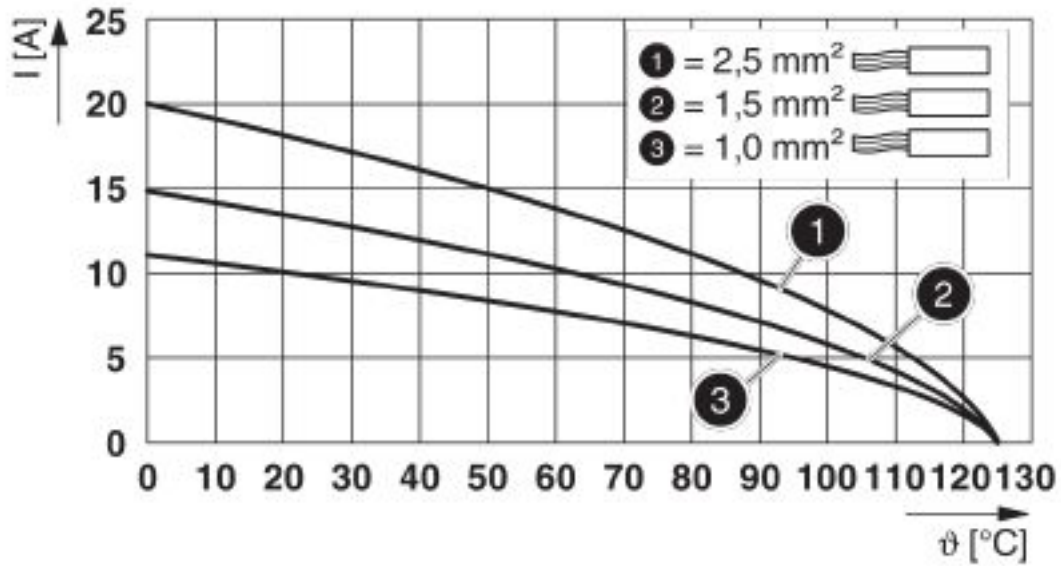
Environmental Product Compliance

China RoHS	Environmentally friendly use period: unlimited = EFUP-e
	No hazardous substances above threshold values

Drawings

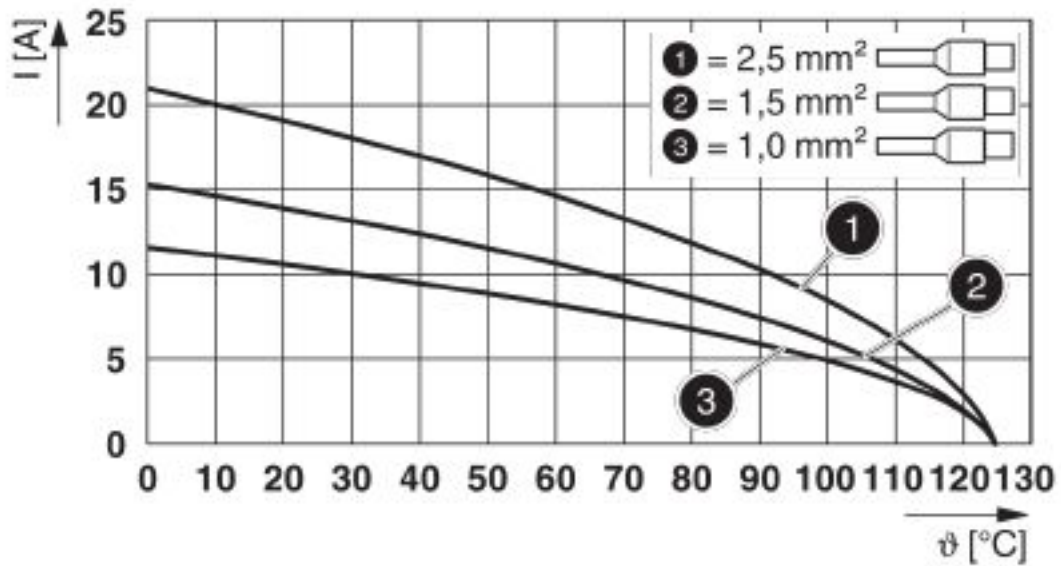
Contact insert - HC-BB46-I-PT-F - 1014423

Diagram



Derating diagram for flexible conductors

Diagram



Derating diagram for flexible conductors with ferrule

Classifications

eCl@ss

eCl@ss 4.0	272607xx
eCl@ss 4.1	27260701

Contact insert - HC-BB46-I-PT-F - 1014423

Classifications

eCl@ss

eCl@ss 5.0	27143424
eCl@ss 5.1	27261200
eCl@ss 6.0	27261200
eCl@ss 7.0	27440205
eCl@ss 8.0	27440205
eCl@ss 9.0	27440205

ETIM

ETIM 4.0	EC000438
ETIM 5.0	EC000438
ETIM 6.0	EC000438
ETIM 7.0	EC000438

UNSPSC

UNSPSC 6.01	30211923
UNSPSC 7.0901	39121522
UNSPSC 11	39121522
UNSPSC 12.01	39121522
UNSPSC 13.2	39121522
UNSPSC 18.0	39121522
UNSPSC 19.0	39121522
UNSPSC 20.0	39121522
UNSPSC 21.0	39121522

Approvals

Approvals

Approvals

EAC / EAC

Ex Approvals

Approval details

EAC		RU C- DE.AI30.B.01102
-----	--	--------------------------

Contact insert - HC-BB46-I-PT-F - 1014423

Approvals

EAC		RU C- DE.BL08.B.00511
-----	---	--------------------------

Accessories

Accessories

Coding element

Coding element - HC-CBU - 1676860



Coding socket for coding up to 16 connectors

Coding element - HC-CST - 1676857



Coding peg for coding up to 16 connectors

Coding element - HC-CST - 1676857



Coding peg for coding up to 16 connectors

Coding profile - CP-HC-S - 1410916

Coding profile, 4 elements per star, for insertion in a coding keyway, for contact inserts HC-BB... / HC-A10-I-UT... / HC-A16-I-UT...



Crimping tool

Contact insert - HC-BB46-I-PT-F - 1014423

Accessories

Crimping pliers - CRIMPFOX CENTRUS 6S - 1213144



Crimping pliers, for uninsulated and insulated ferrules, DIN 46228 Part 1 and 4, from 0.14 mm² ... 6 mm², also for TWIN ferrules up to 2 x 4 mm², automatic cross section adjustment, lateral insertion, equipped with fall protection

Crimping pliers - CRIMPFOX CENTRUS 10S - 1213154



Crimping pliers, for uninsulated and insulated ferrules, DIN 46228 Part 1 and 4, from 0.14 mm² ... 10 mm², also for TWIN ferrules up to 2 x 4 mm², automatic cross section adjustment, lateral insertion, equipped with fall protection

DIN rail mounting frame

DIN rail mounting frame - HC-CIF-B24-HFWL-PL - 1424337



HEAVYCON DIN rail mounting frame, for type B24 contact inserts

DIN rail mounting frame - HC-CIF-B06-24-BFAFL-PL - 1424338



DIN rail mounting frame, type: B6 - B24, for contact inserts

Docking frame

Docking frames - HC-B 24-ANDOCK - 1586141



Docking frame for racks, for contact inserts of B24 type, with four M5 flat headed screws, rack balance x/y axis +/- 1.5 mm

Mounting material

Contact insert - HC-BB46-I-PT-F - 1014423

Accessories

Screw - HC-B-PES - 1604997



PE screw, for contact inserts HC-B / HC-BB / HC-DD / HC-D40 / HC-D64

PE multiplier - HC-B-3PE - 1644326



PE multiplier, for three PE connections, for HC-B (besides HC-B..E..ZZ) / HC-BB / HC-DD / HC-D40 / HC-D64 contact inserts

Strain relief clamp - HC-B-ZG - 1685327



Strain relief clamps contact inserts of series: B-, BB-, D 40, D 64, DD and HV, straight cable exit

Strain relief clamp - HC-B-ZS - 1685330



Strain relief clamps contact inserts of series: B-, BB-, D 40, D 64, DD and HV, lateral cable exit

Additional products

Contact insert - HC-BB46-I-PT-M - 1014424



Contact insert, number of positions: 46+PE, size: B24, power contacts: 46, control contacts: 0, number of connections per position: 1, Pin, Push-in connection, 500 V, 16 A, 0.5 mm² ... 2.5 mm², application: Power
