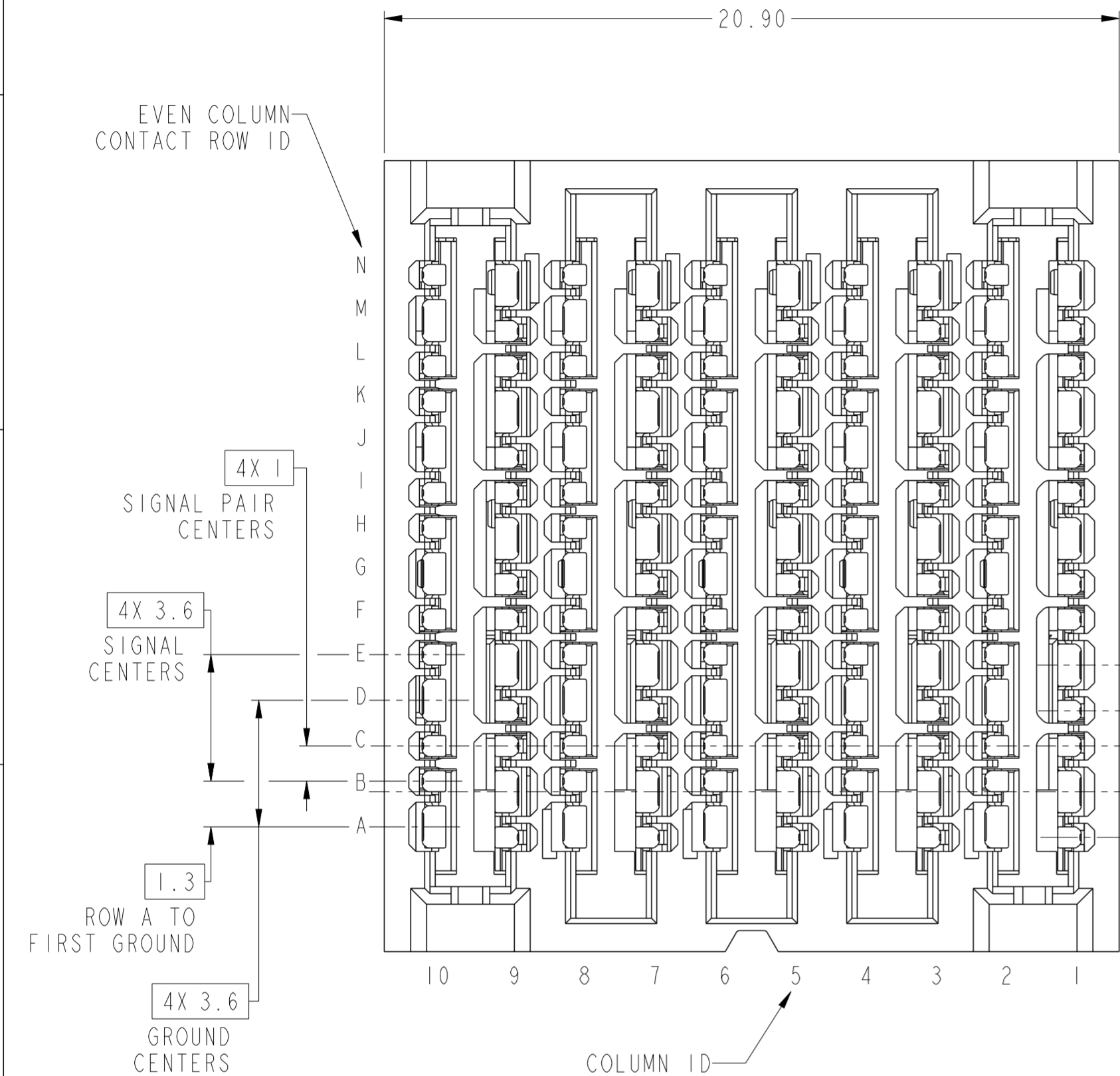
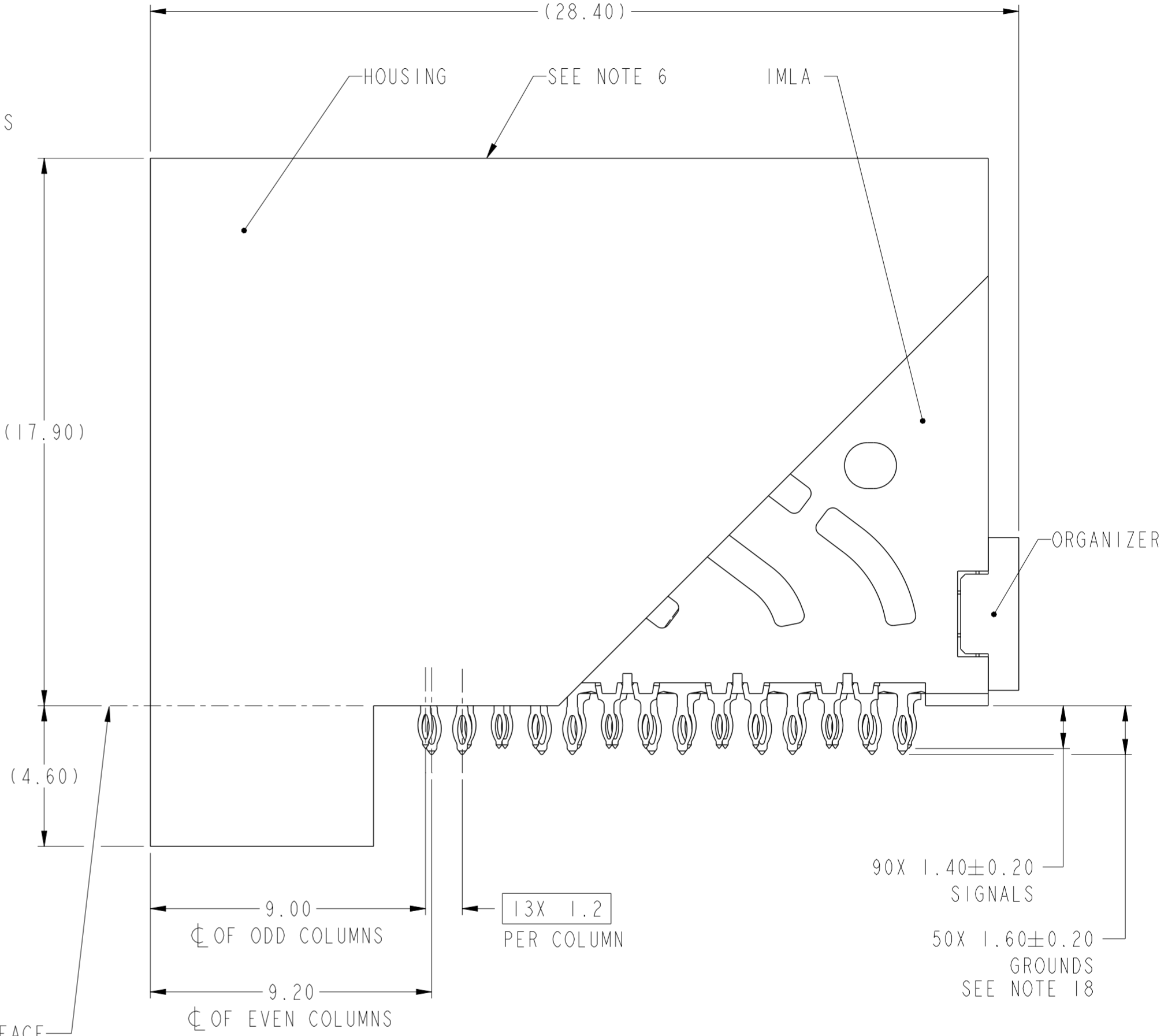
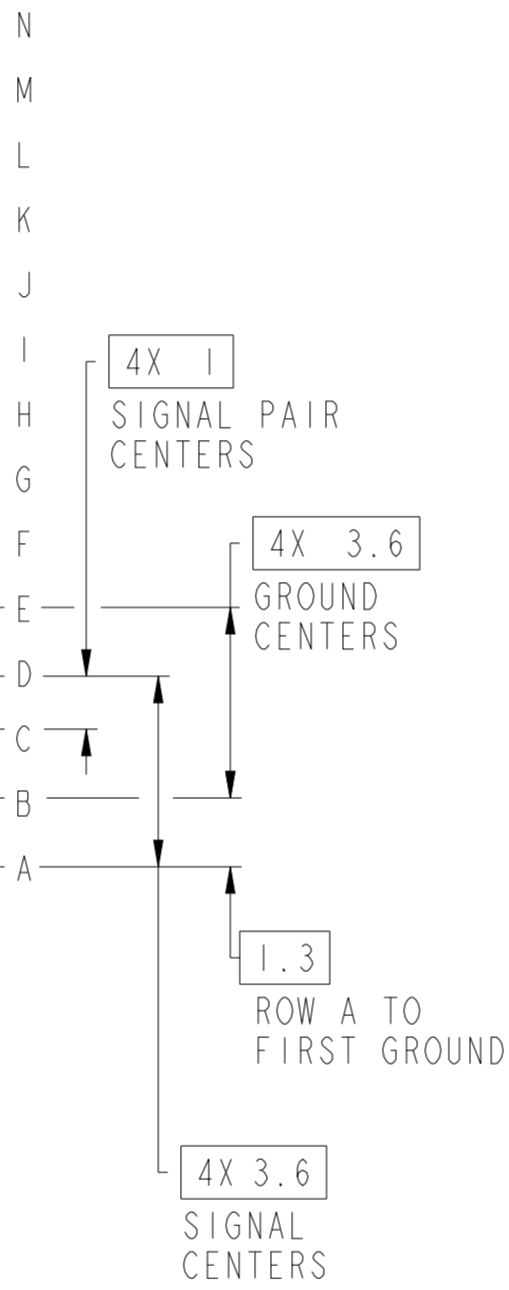


PRODUCT NUMBER
SEE TABLE



ODD COLUMN CONTACT ROW ID
ODD & EVEN COLUMNS ARE OFFSET



**10137004-101LF
STANDARD MATE RECEPTACLE**

Amphenol
FCi

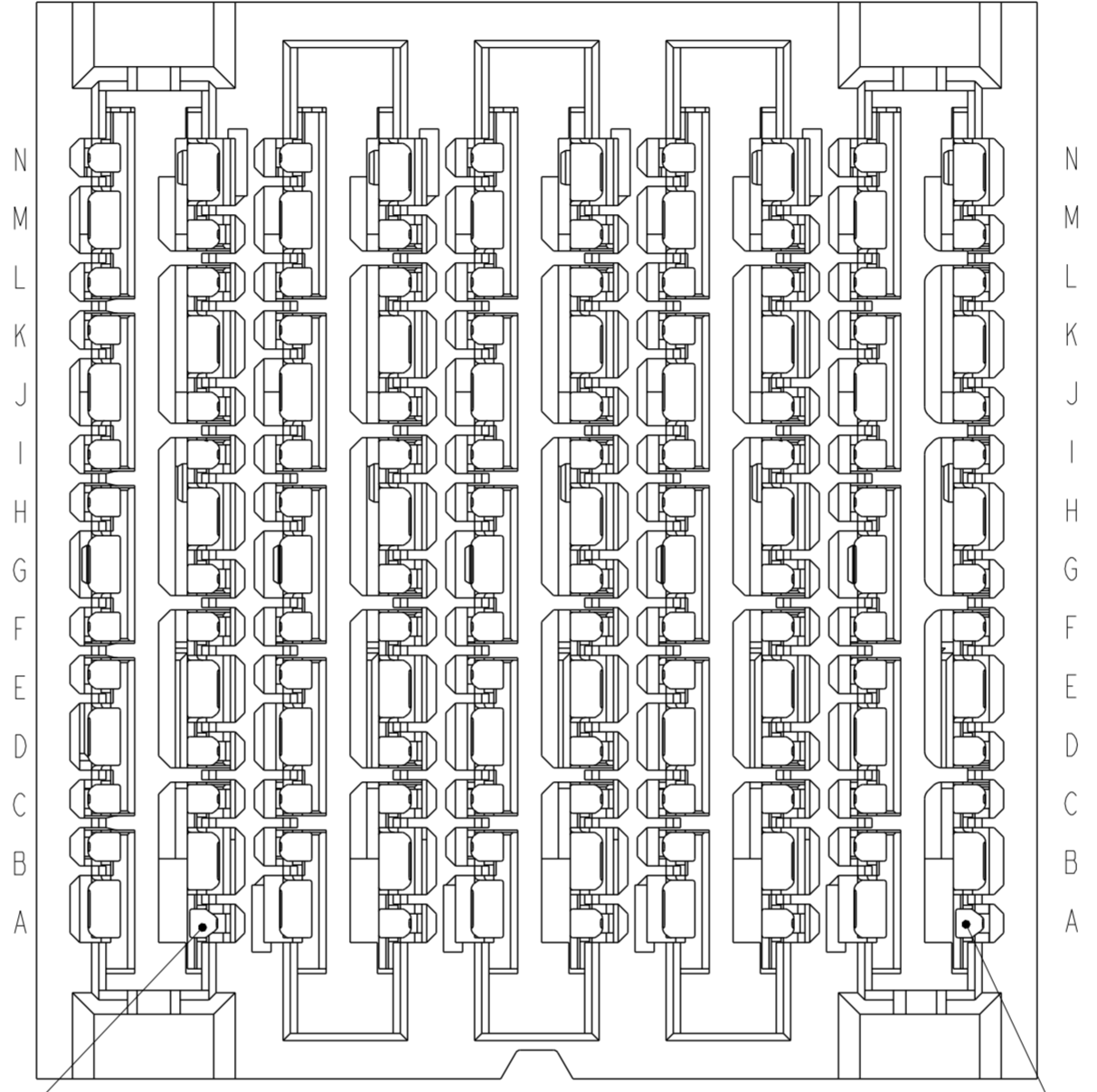
© 2016 AFci

spec ref	SEE NOTES	dr	Terry Luo	2015/10/08	projection	MM	size	A2	scale	7:1										
tolerance std	TOLERANCES UNLESS OTHERWISE SPECIFIED	eng	Peng-Bing Fu	2017/11/08			ecn no	ELX-DG-28221-1	rel level	Released										
ASME Y14.5M		chr	Justin Chen	2017/11/29																
		appr	Heaven Cen	2017/11/30																
surface	<table border="1"> <tr> <td>linear</td> <td>0.X</td> <td>±.3</td> </tr> <tr> <td></td> <td>0.XX</td> <td>±.10</td> </tr> <tr> <td></td> <td>0.XXX</td> <td>±.050</td> </tr> <tr> <td>angular</td> <td>0°</td> <td>±°</td> </tr> </table>	linear	0.X	±.3		0.XX	±.10		0.XXX	±.050	angular	0°	±°			title ExaMAX R.A. RECEPTACLE ASS'Y, 4 PR, 140 POS, 10 IMLA, Thick Wall		product family ExaMax	dwg no 10137004	rev B
linear	0.X	±.3																		
	0.XX	±.10																		
	0.XXX	±.050																		
angular	0°	±°																		
		cat. no.		Product - Customer Drw			sheet 1 of 11													

PDS: Rev :B

STATUS:Released

Printed: Dec 01, 2017



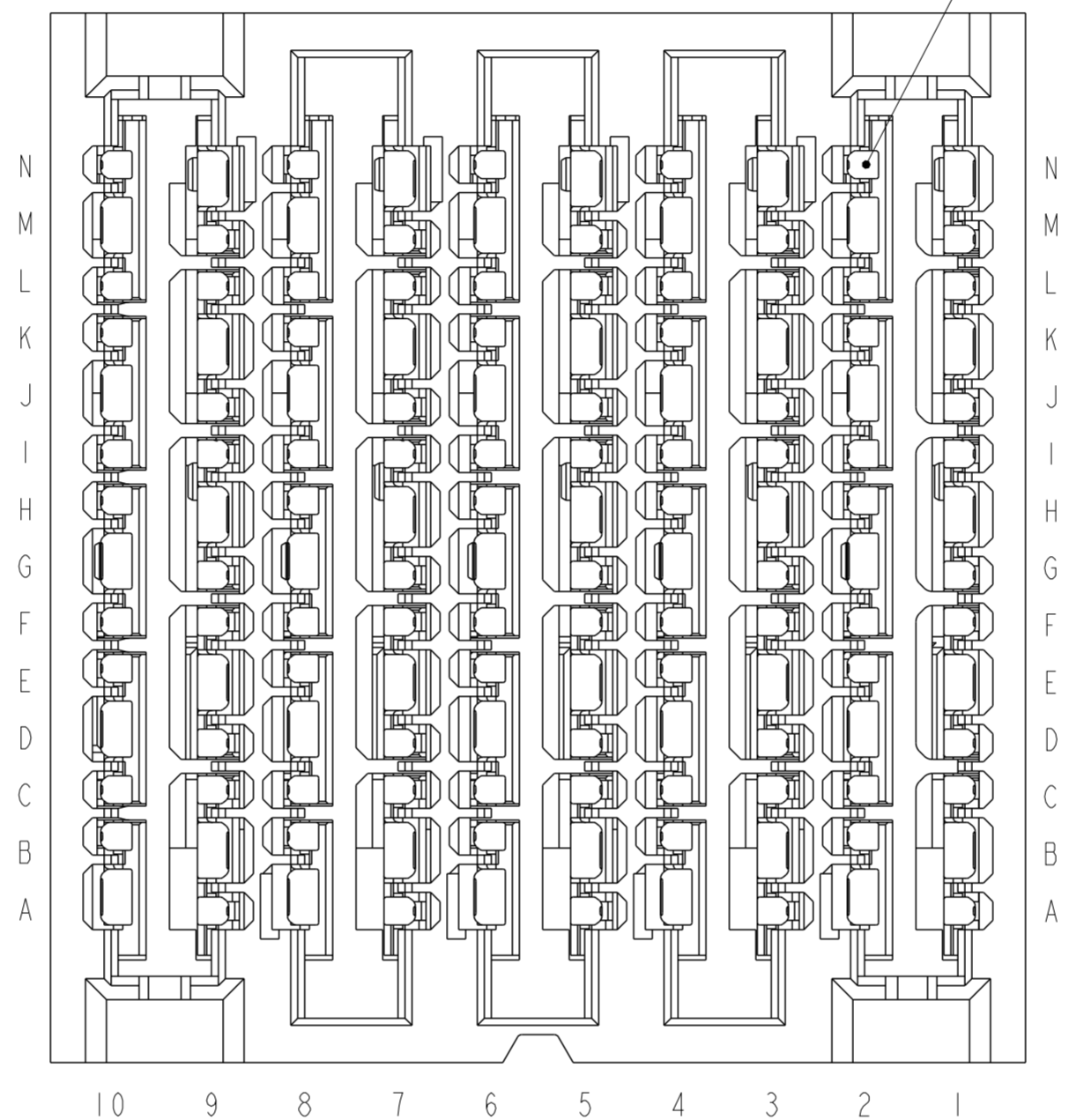
ADVANCED MATE
POSITION A9
SEE NOTE 13

ADVANCED MATE
POSITION A1
SEE NOTE 13

10137004-201LF
ADVANCED MATE RECEPTACLE
 ADVANCED MATE POSITIONS ARE POSITIONS A1 AND A9 ONLY
 FOR ALL DIMENSIONS SEE 10137004-101LF ON SHEET 1

spec ref	SEE NOTES	dr	Terry Luo	2015/10/08	projection	MM	size	A2	scale	7:1	
tolerance std	ASME Y14.5M	eng	Peng-Bing Fu	2017/1/08			ecn no	ELX-DG-28221-1			
TOLERANCES UNLESS OTHERWISE SPECIFIED		chr	Justin Chen	2017/1/29			rel level	Released			
		appr	Heaven Cen	2017/1/30			product family	ExaMax			
surface	linear angular	0.X ±.3 0.XX ±.10 0.XXX ±.050 0° ±°			title ExaMAX R.A. RECEPTACLE ASS'Y, 4 PR, 140 POS, 10 IMLA, Thick Wall		dwg no 10137004	rev B			
		cat. no.	Product - Customer Drw			sheet 2 of 11					

SHORT DETECT
POSITION N2
SEE NOTE 14

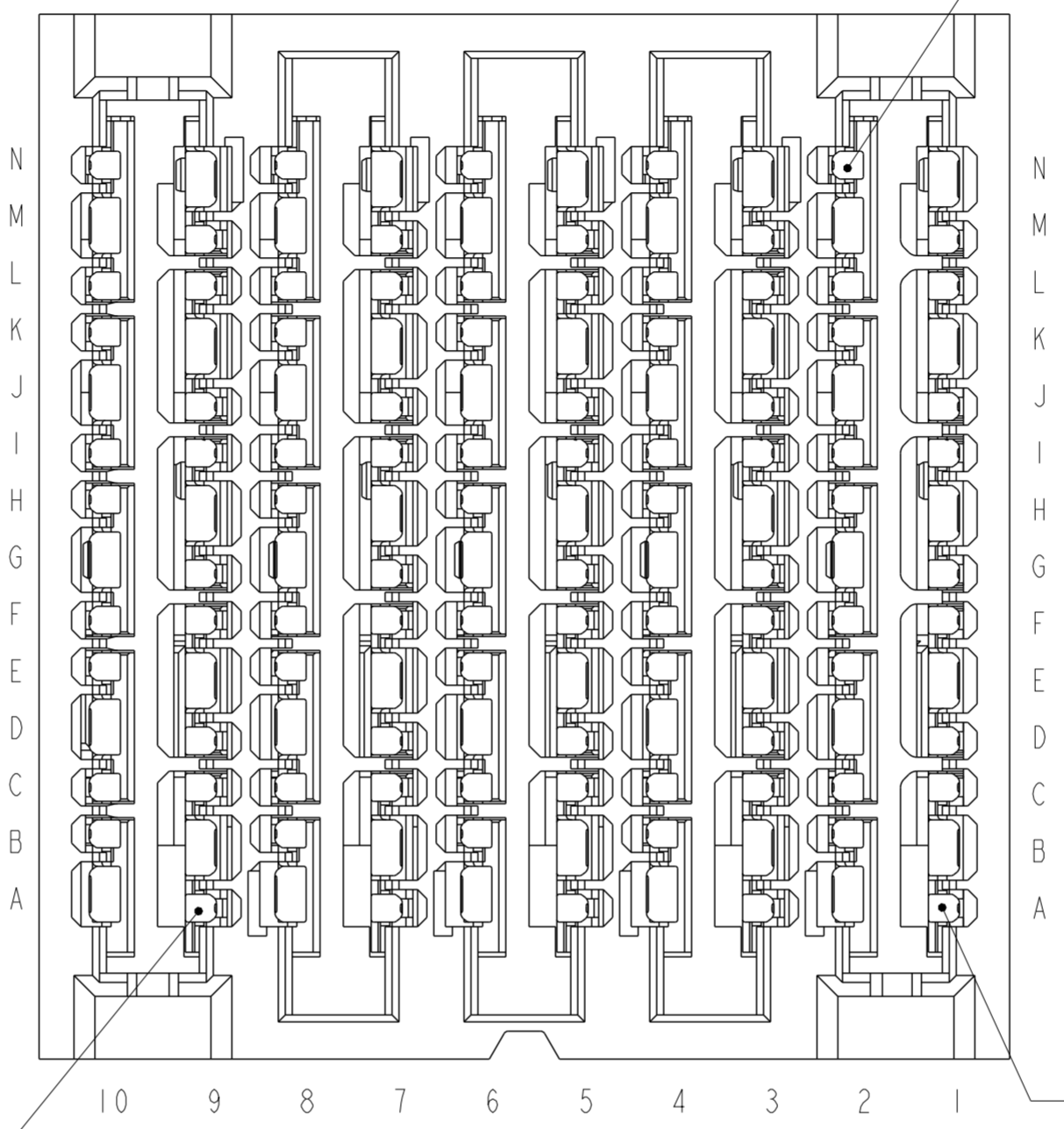


10137004-301LF
SHORT DETECT RECEPTACLE
SHORT DETECT POSITION IS N2
FOR ALL DIMENSIONS SEE 10137004-101LF ON SHEET 1

**Amphenol
FCi**

© 2016 AFci

spec ref	SEE NOTES	dr	Terry Luo	2015/10/08	projection	MM	size	A2	scale	7:1								
tolerance std	TOLERANCES UNLESS OTHERWISE SPECIFIED	eng	Peng-Bing Fu	2017/11/08			ecn no	ELX-DG-28221-1	rel level	Released								
ASME Y14.5M		chr	Justin Chen	2017/11/29														
		appr	Heaven Cen	2017/11/30														
surface	<table border="1"> <tr> <td rowspan="3">-</td> <td rowspan="3">linear</td> <td>0.X</td> <td>±.3</td> </tr> <tr> <td>0.XX</td> <td>±.10</td> </tr> <tr> <td>0.XXX</td> <td>±.050</td> </tr> <tr> <td></td> <td>angular</td> <td>0°</td> <td>±°</td> </tr> </table>	-	linear	0.X	±.3	0.XX	±.10	0.XXX	±.050		angular	0°	±°		title ExaMAX R.A. RECEPTACLE ASS'Y, 4 PR, 140 POS, 10 IMLA, Thick Wall	cat. no. 10137004	product family ExaMax	rev B
-	linear			0.X	±.3													
				0.XX	±.10													
		0.XXX	±.050															
	angular	0°	±°															
		Product - Customer Drw		sheet 3 of 11														



ADVANCED MATE
POSITION A9
SEE NOTE 15

SHORT DETECT
POSITION N2
SEE NOTE 15

ADVANCED MATE
POSITION A1
SEE NOTE 15

10137004-401LF
ADVANCED MATE/SHORT DETECT RECEPTACLE
ADVANCED MATE POSITIONS ARE POSITIONS A1 AND A9 ONLY
SHORT DETECT POSITION IS N2
FOR ALL DIMENSIONS SEE 10137004-101LF ON SHEET 1

Amphenol
FCi

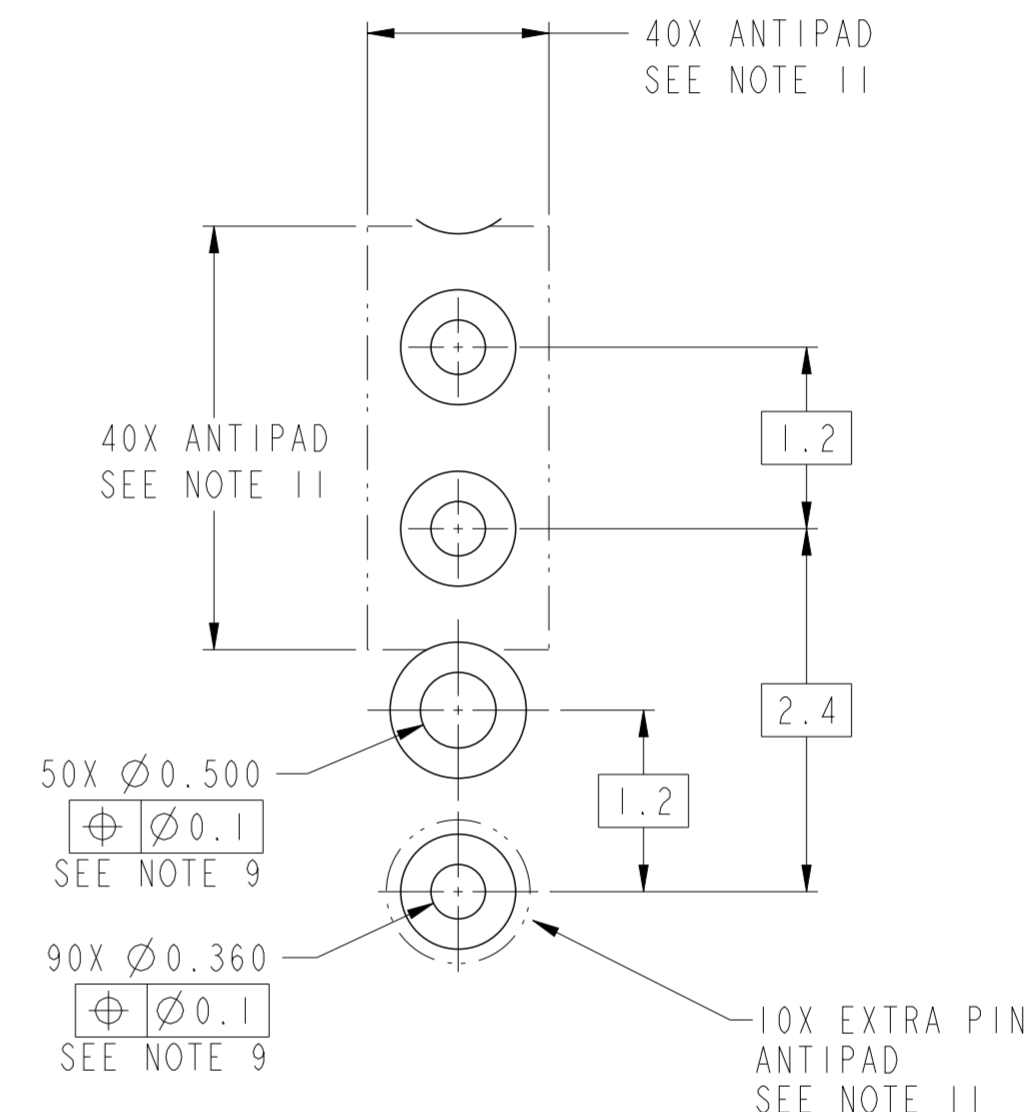
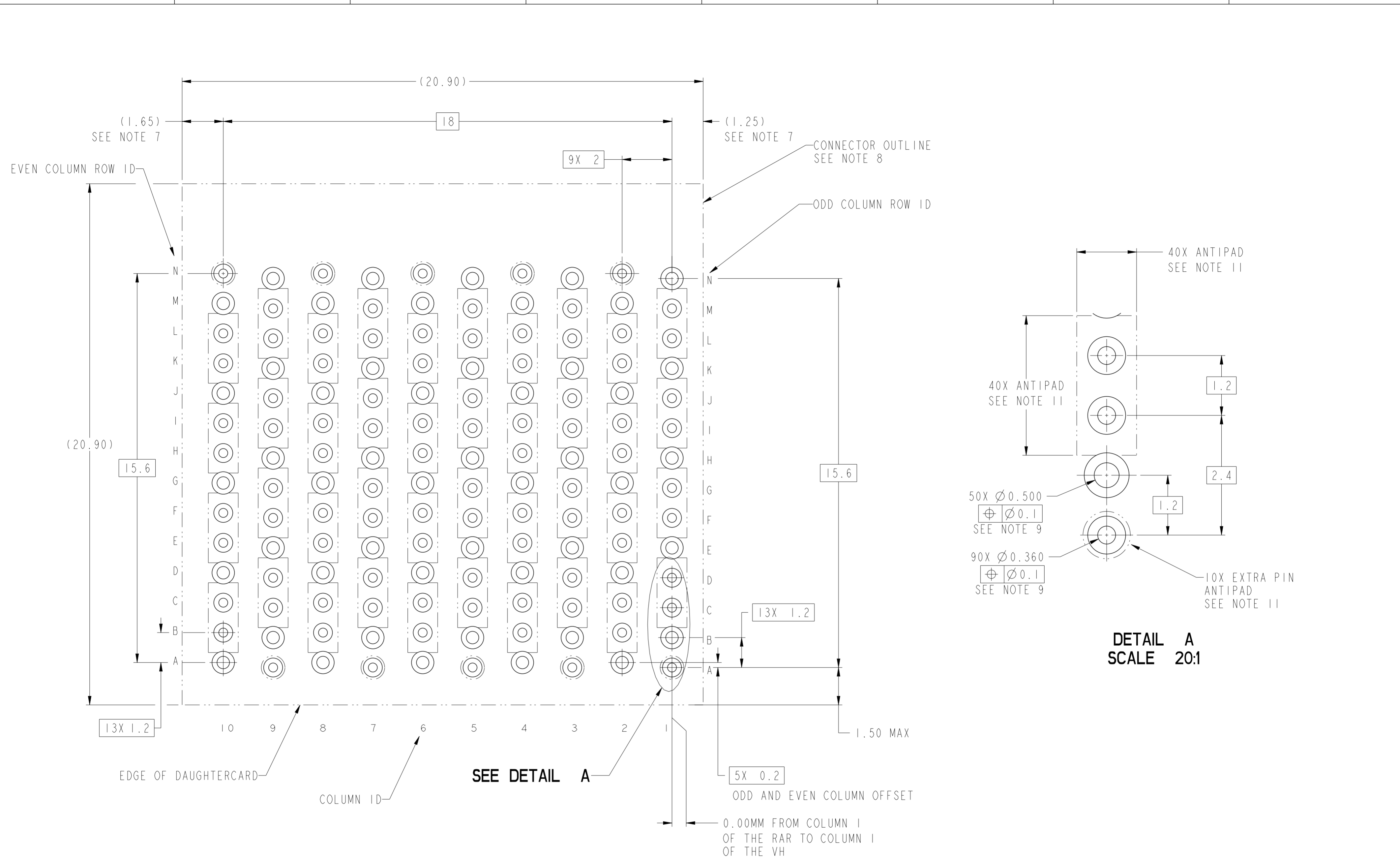
© 2016 APCI

spec ref	SEE NOTES	dr	Terry Luo	2015/10/08	projection	MM	size	A2	scale	7:1												
tolerance std	TOLERANCES UNLESS OTHERWISE SPECIFIED	eng	Peng-Bing Fu	2017/11/08			ecn no	ELX-DG-28221-1														
ASME Y14.5M		chr	Justin Chen	2017/11/29			rel level	Released														
		appr	Heaven Cen	2017/11/30			product family	ExaMax														
surface	<table border="1"> <tr> <td>linear</td> <td>0.X</td> <td>±.3</td> </tr> <tr> <td></td> <td>0.XX</td> <td>±.10</td> </tr> <tr> <td></td> <td>0.XXX</td> <td>±.050</td> </tr> <tr> <td>angular</td> <td>0°</td> <td>±°</td> </tr> </table>	linear	0.X	±.3		0.XX	±.10		0.XXX	±.050	angular	0°	±°	Amphenol FCi	title ExaMAX R.A. RECEPTACLE ASS'Y, 4 PR, 140 POS, 10 IMLA, Thick Wall			cat. no.	10137004		rev	B
linear	0.X	±.3																				
	0.XX	±.10																				
	0.XXX	±.050																				
angular	0°	±°																				
						Product - Customer Drw		sheet 4 of 11														

PDS: Rev :B

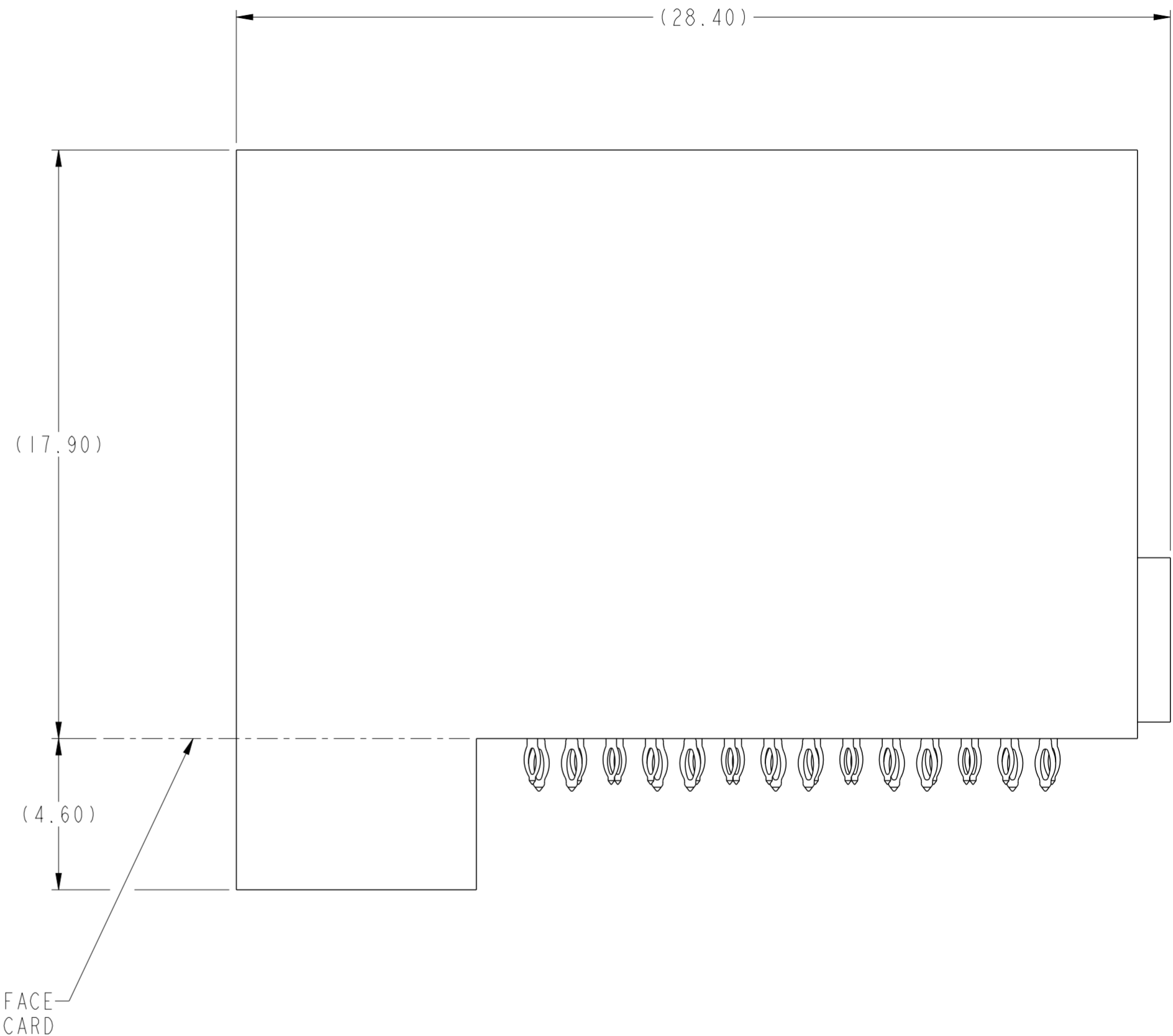
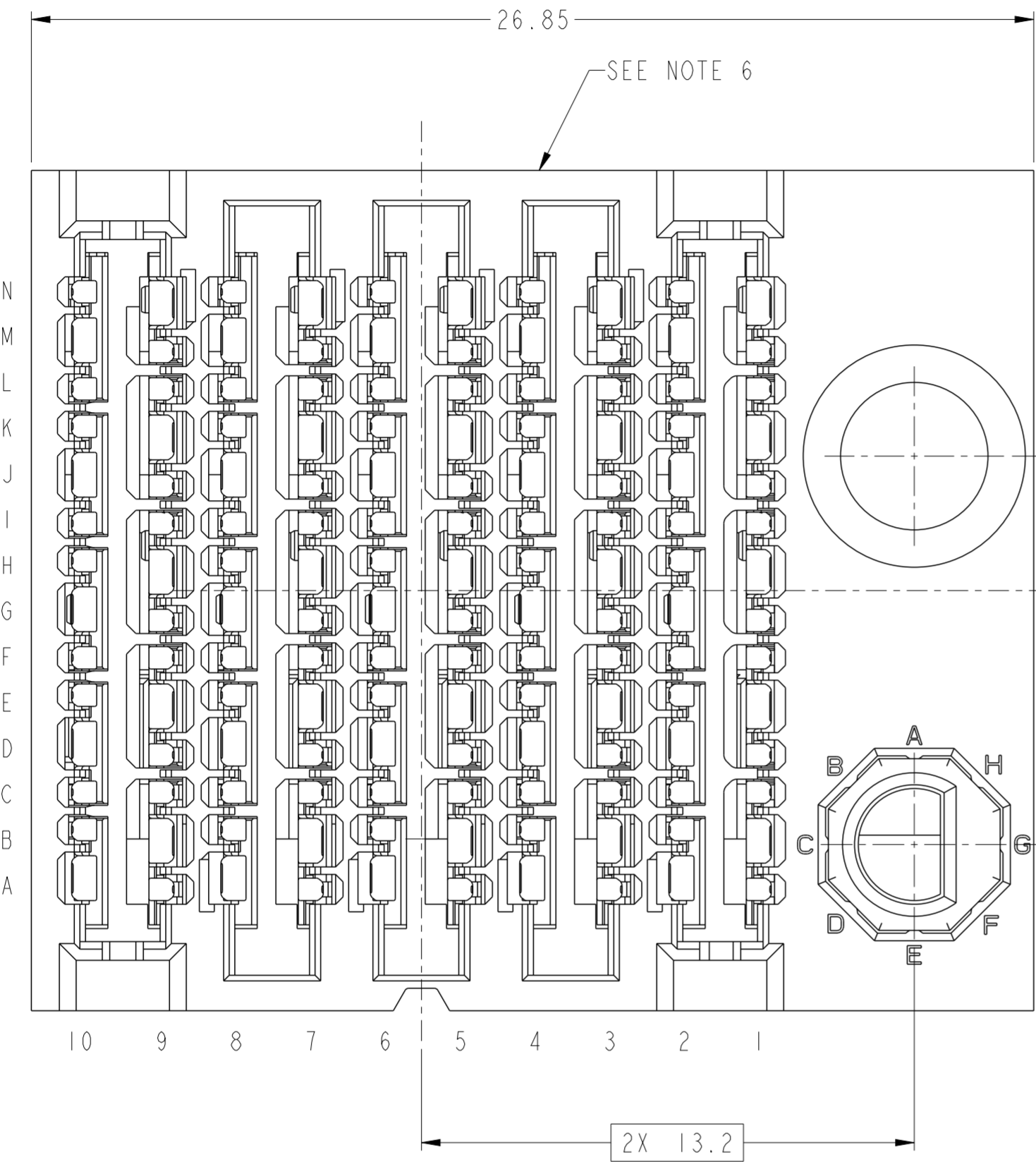
STATUS:Released

Printed: Dec 01, 2017



10137004-X01LF RECOMMENDED PCB LAYOUT
COMPONENT SIDE
NOTES 7, 8, 9, & 11
SCALE 10:1

spec ref	SEE NOTES	dr	Terry Luo	2015/10/08	projection	MM	size	A2	scale	7:1	
tolerance std	TOLERANCES UNLESS OTHERWISE SPECIFIED	eng	Peng-Bing Fu	2017/11/08			ecn no	ELX-DG-28221-1	rel level	Released	
ASME Y14.5M		chr	Justin Chen	2017/11/29							product family
surface	linear	appr	Heaven Cen	2017/11/30	Amphenol FCI		title		ExaMAX R.A. RECEPTACLE	rev	B
	angular			cat. no.		Product - Customer Drw		sheet 5 of 11			



10137004-X1ALF THRU 10137004-X1JLF
 RIGHT GUIDANCE (SEE NOTE 17)
 FOR ALL OTHER DIMENSIONS SEE 10137004-101LF ON SHEET 1

Amphenol
FCi

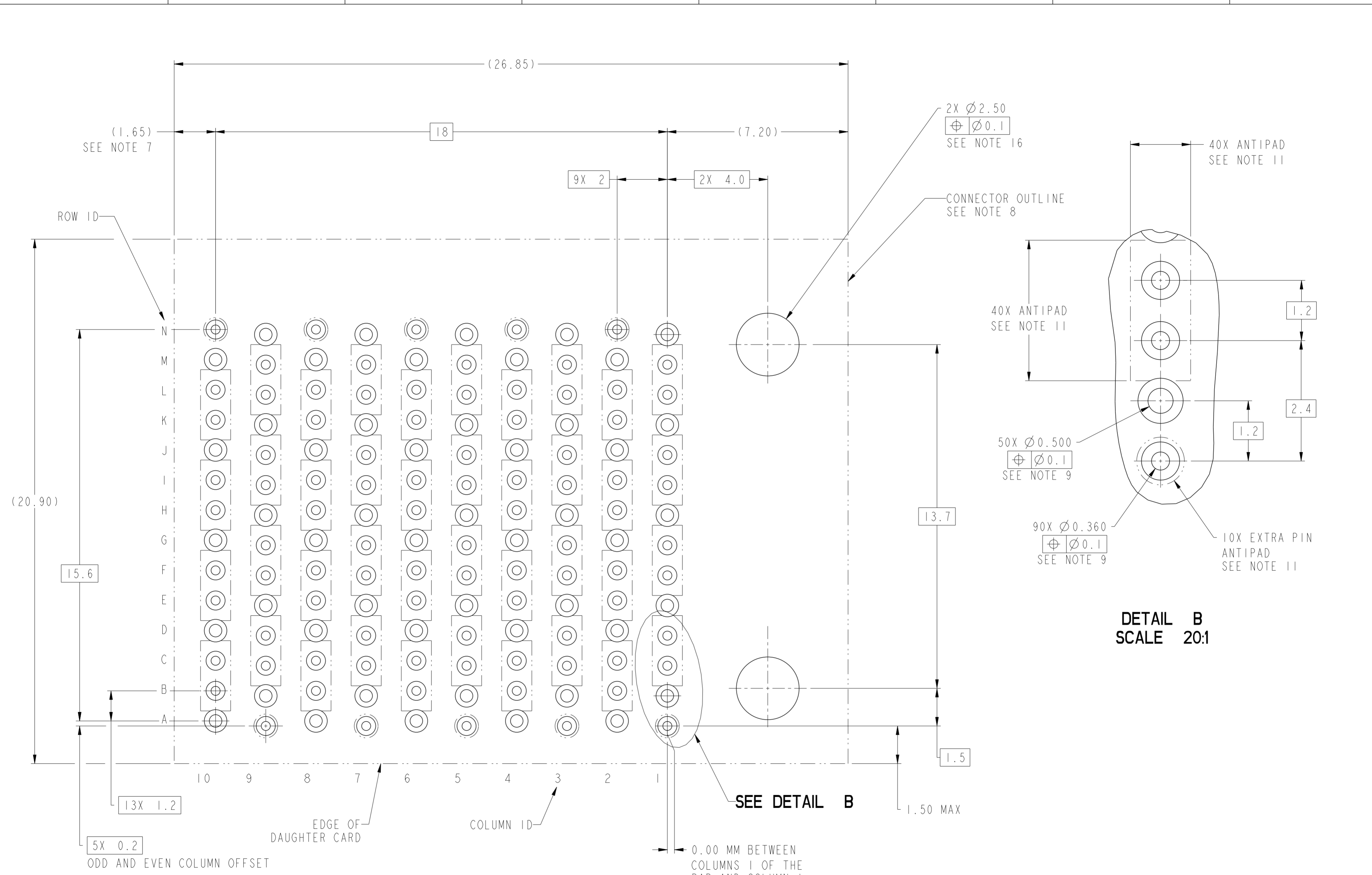
© 2016 AFCI

spec ref	SEE NOTES	dr	Terry Luo	2015/10/08	projection	MM	size	A2	scale	7:1													
tolerance std	TOLERANCES UNLESS OTHERWISE SPECIFIED	eng	Peng-Bing Fu	2017/11/08			ecn no	ELX-DG-28221-1															
ASME Y14.5M		chr	Justin Chen	2017/11/29			rel level	Released															
		appr	Heaven Cen	2017/11/30			product family	ExaMax															
surface	<table border="1"> <tr> <td>linear</td> <td>0.X</td> <td>±.3</td> </tr> <tr> <td></td> <td>0.XX</td> <td>±.10</td> </tr> <tr> <td></td> <td>0.XXX</td> <td>±.050</td> </tr> <tr> <td>angular</td> <td>0°</td> <td>±°</td> </tr> </table>	linear	0.X	±.3		0.XX	±.10		0.XXX	±.050	angular	0°	±°	Amphenol FCi	title ExaMAX R.A. RECEPTACLE ASS'Y, 4 PR, 140 POS, 10 IMLA, Thick Wall			dwg no	10137004			rev	B
linear	0.X	±.3																					
	0.XX	±.10																					
	0.XXX	±.050																					
angular	0°	±°																					
		cat. no.	Product - Customer Drw			sheet 6 of 11																	

PDS: Rev :B

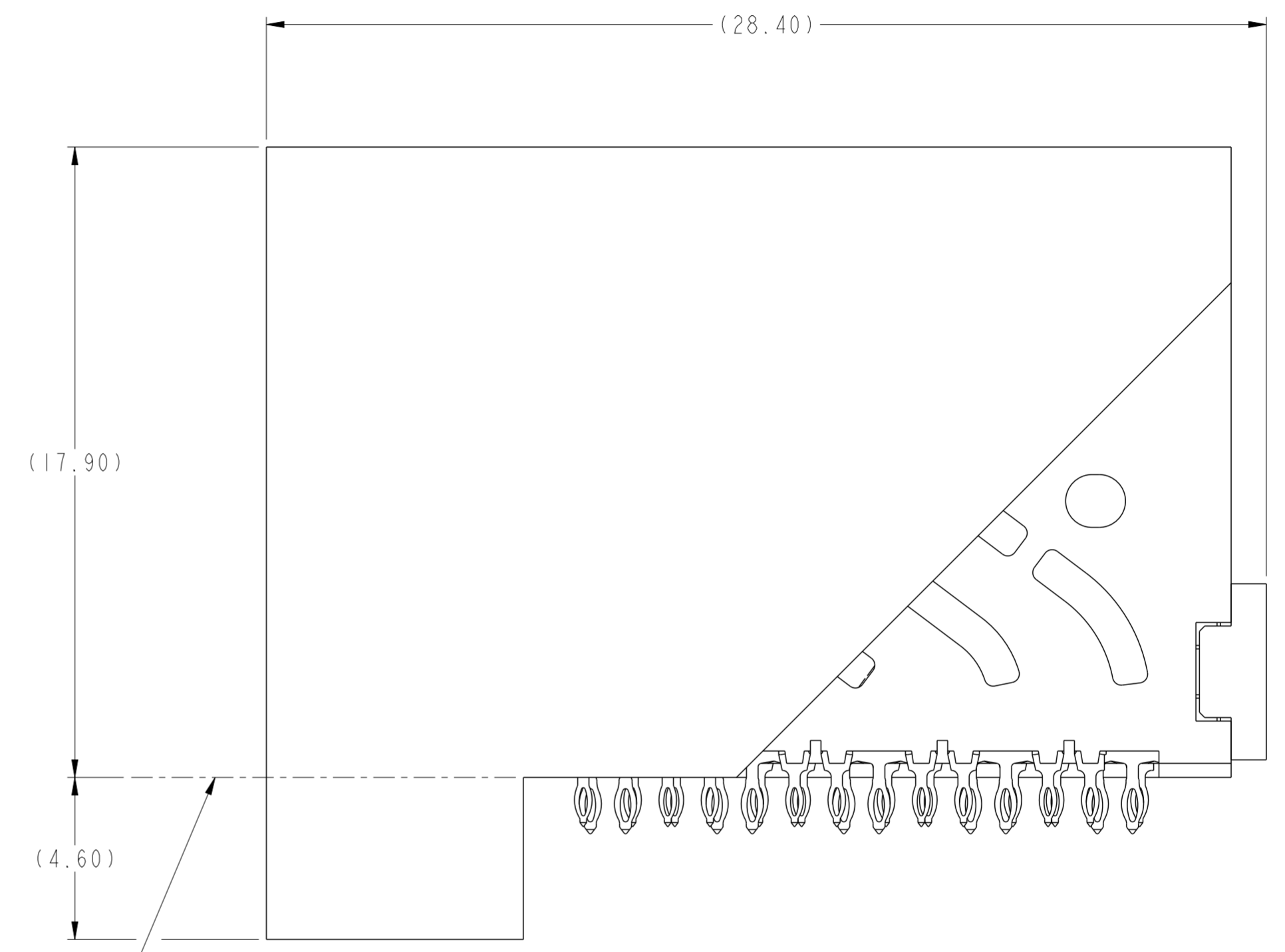
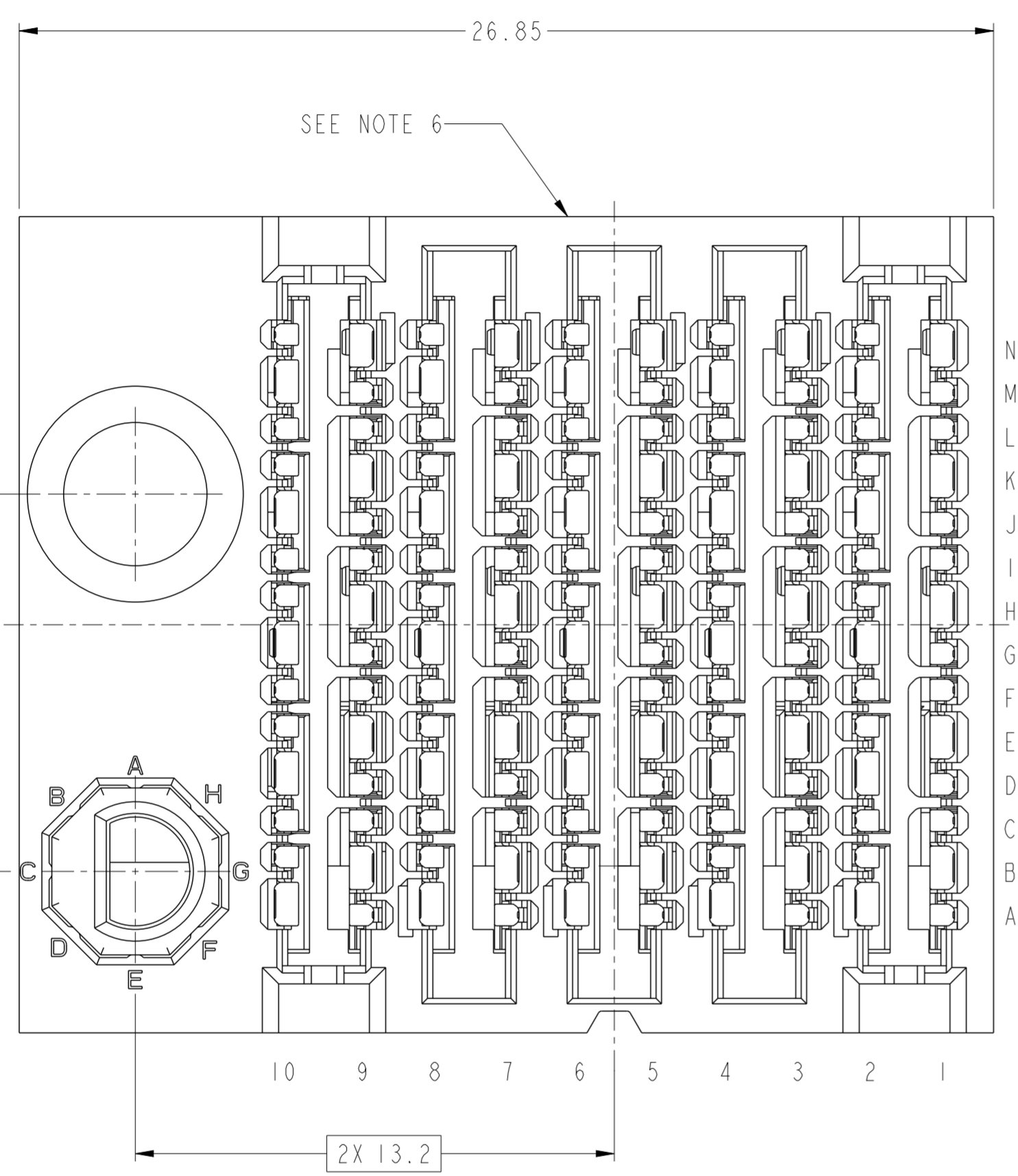
STATUS:Released

Printed: Dec 01, 2017



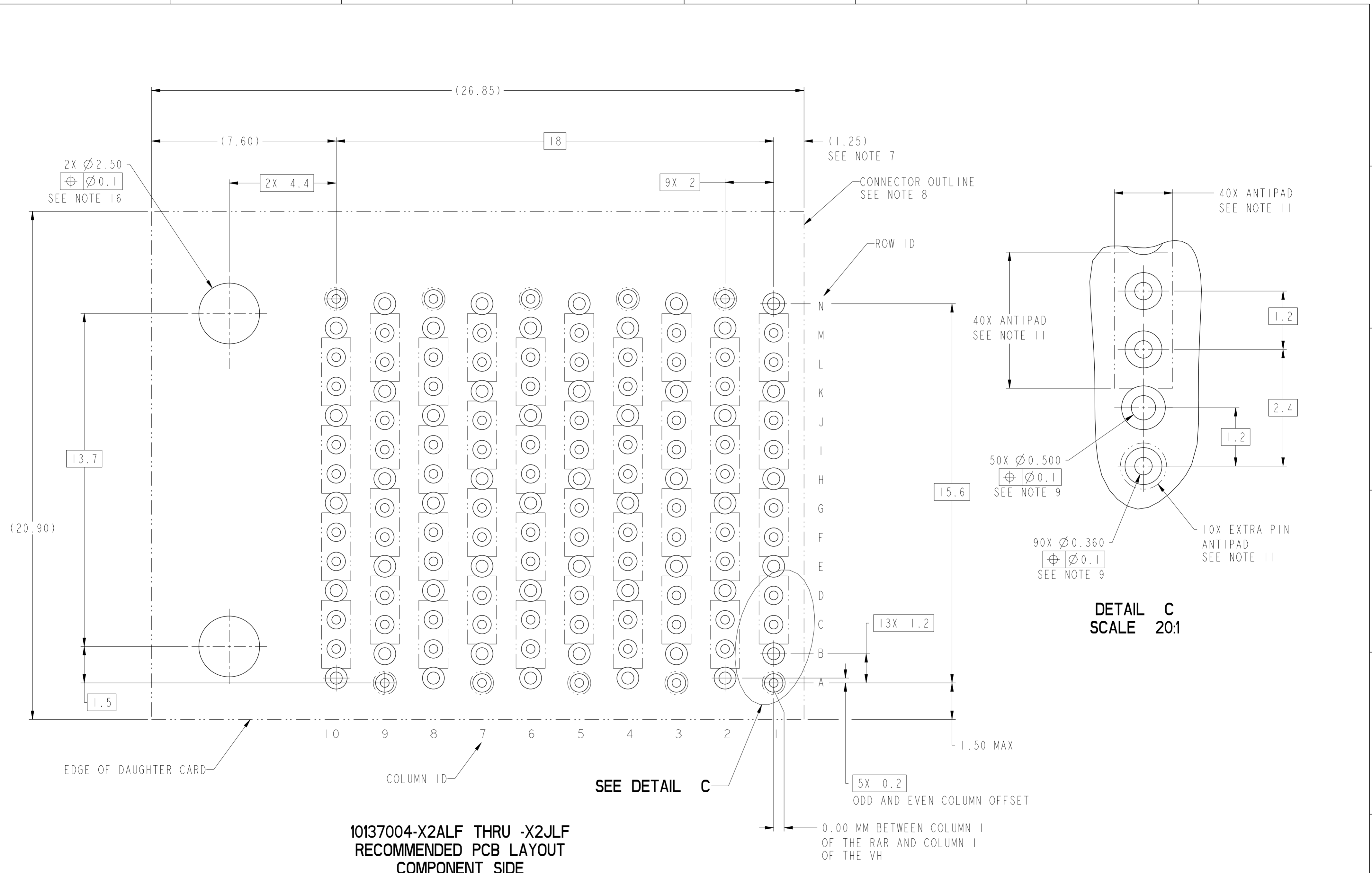
**10137004-X1ALF THRU -X1JLF
RECOMMENDED PCB LAYOUT
COMPONENT SIDE
NOTES 7, 8, 9, 11 & 16
SCALE 10:1**

spec ref	SEE NOTES	dr	Terry Luo	2015/10/08	projection	MM	size	A2	scale	1:1	
tolerance std	TOLERANCES UNLESS OTHERWISE SPECIFIED	eng	Peng-Bing Fu	2017/11/08			ecn no	ELX-DG-28221-1			
ASME Y14.5M		chr	Justin Chen	2017/11/29				rel level	Released		
		appr	Heaven Cen	2017/11/30							
surface	linear	0.X	±.3		product family		title ExaMAX R.A. RECEPTACLE ASS'Y, 4 PR, 140 POS, 10 IMLA, Thick Wall	dwg no 10137004	rev B		
		0.XX	±.10		-						
		0.XXX	±.050		-						
	angular	0°	±°	cat. no.	-		Product - Customer Drw		sheet 7 of 11		



10137004-X2ALF THRU 10137004-X2JLF
LEFT GUIDANCE (SEE NOTE 17)
FOR ALL OTHER DIMENSIONS SEE 10137004-101LF ON SHEET 1

spec ref	SEE NOTES	dr	Terry Luo	2015/10/08	projection	MM	size	A2	scale	7:1												
tolerance std	TOLERANCES UNLESS OTHERWISE SPECIFIED	eng	Peng-Bing Fu	2017/11/08			ecn no	ELX-DG-2821-1														
ASME Y14.5M		chr	Justin Chen	2017/11/29			rel level	Released														
		appr	Heaven Cen	2017/11/30			product family	ExaMax														
surface	<table border="1"> <tr> <td>linear</td> <td>0.X</td> <td>±.3</td> </tr> <tr> <td></td> <td>0.XX</td> <td>±.10</td> </tr> <tr> <td></td> <td>0.XXX</td> <td>±.050</td> </tr> <tr> <td>angular</td> <td>0°</td> <td>±°</td> </tr> </table>	linear	0.X	±.3		0.XX	±.10		0.XXX	±.050	angular	0°	±°	Amphenol FCi	title			ExaMAX R.A. RECEPTACLE	part no	10137004		
linear	0.X	±.3																				
	0.XX	±.10																				
	0.XXX	±.050																				
angular	0°	±°																				
			ASS'Y, 4 PR, 140 POS, 10 IMLA, Thick Wall			cat. no.	Product - Customer Drw			sheet 8 of 11												



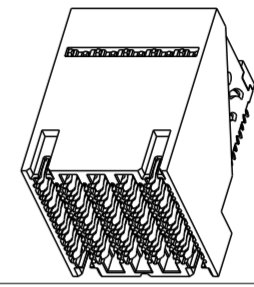
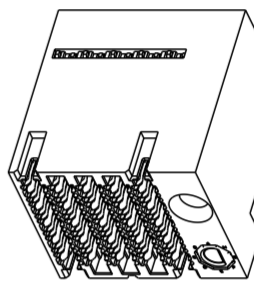
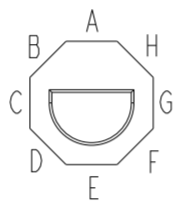
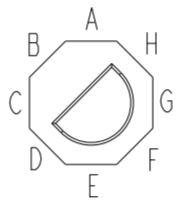
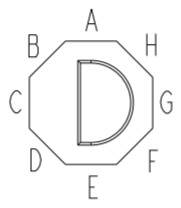

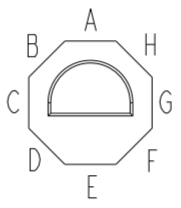
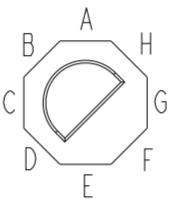
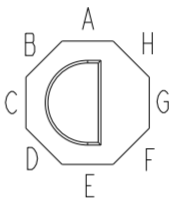
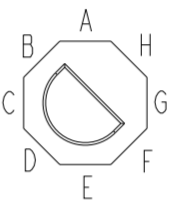
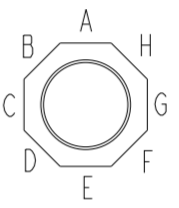
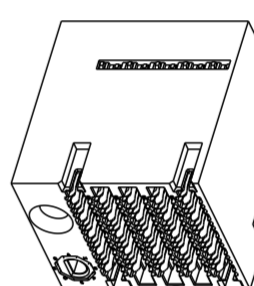
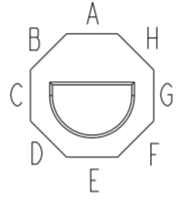
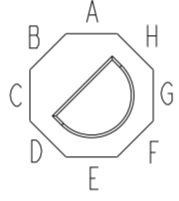

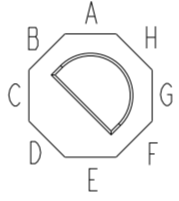
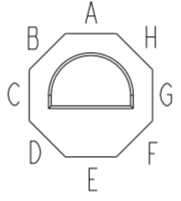
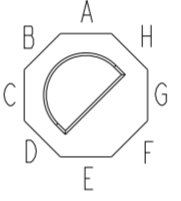
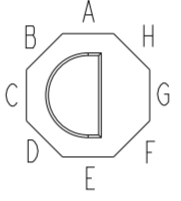
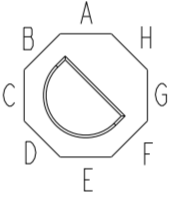
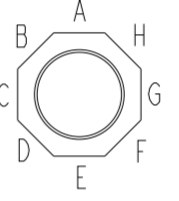
10137004-X2ALF THRU -X2JLF
RECOMMENDED PCB LAYOUT
COMPONENT SIDE
NOTES 7, 8, 9, 11 & 16
SCALE 10:1

DETAIL C
SCALE 20:1

spec ref	SEE NOTES	dr	Terry Luo	2015/10/08	projection	MM	size	A2	scale	7:1
tolerance std	TOLERANCES UNLESS OTHERWISE SPECIFIED	eng	Peng-Bing Fu	2017/11/08			ecn no	ELX-DG-28221-1	rel level	Released
ASME Y14.5M		chr	Justin Chen	2017/11/29						
		appr	Heaven Cen	2017/11/30						
surface	linear	0.X	±.3		product family		title ExaMAX R.A. RECEPTACLE ASS'Y, 4 PR, 140 POS, 10 IMLA, Thick Wall	dwg no 10137004	rev B	
		0.XX	±.10		-					
		0.XXX	±.050		-					
	angular	0°	±°	cat. no.	-		Product - Customer Drw		sheet 9 of 11	

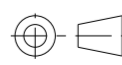
10137004 - Y Y Y L F

ASSEMBLY PART NUMBER	DESCRIPTION
10137004-1YYLF	STANDARD MATE
10137004-2YYLF	ADVANCED MATE
10137004-3YYLF	SHORT DETECT
10137004-4YYLF	ADVANCED MATE & SHORT DETECT

MODULE DESCRIPTION	DESIGNATION REPRESENTED IN DASH NUMBER										BASE MODULE
WITHOUT END GUIDES MODULE (SEE SHEET 1)	01										
RIGHT GUIDANCE MODULE (SEE SHEET 6)	1A	1B	1C	1D	1E	1F	1G	1H	1J (NO KEY)		
											
LEFT GUIDANCE MODULE (SEE SHEET 8)	2A	2B	2C	2D	2E	2F	2G	2H	2J (NO KEY)		
											

Amphenol FCI

© 2016 AFCI

spec ref	SEE NOTES	dr	Terry Luo	2015/10/08	projection	MM	size	A2	scale	1:1
tolerance std	TOLERANCES UNLESS OTHERWISE SPECIFIED	eng	Peng-Bing Fu	2017/11/08		←→	ecn no	ELX-DG-28221-1	rel level	Released
ASME Y14.5M		chr	Justin Chen	2017/11/29						
		appr	Heaven Cen	2017/11/30						
surface	linear	0.X	±.3	Amphenol FCI	title	EXaMAX R.A. RECEPTACLE	cat. no.	-	Product - Customer Drw	sheet 10 of 11
		0.XX	±.10							
		0.XXX	±.050							
	angular	0°	±°							
		Amphenol FCI		title	EXaMAX R.A. RECEPTACLE		cat. no.	-	Product - Customer Drw	sheet 10 of 11
					ASS'Y, 4 PR, 140 POS, 10 IMLA, Thick Wall	rev	B			
						rev	B			

PDS: Rev :B

STATUS:Released

Printed: Dec 01, 2017

NOTES:

- ① - CONNECTOR MATERIALS:
HOUSING: HIGH TEMP THERMOPLASTIC, BLACK, UL94-V0
IMLA PLASTIC: HIGH TEMP THERMOPLASTIC, BLACK, UL94-V0
CONTACT: COPPER ALLOY
ORGANIZER: HIGH TEMP THERMOPLASTIC, BLACK, UL94-V0
- 2 - CONTACT PLATING:
SEPARABLE INTERFACE:
PERFORMANCE-BASED PLATING, QUALIFIED TO MEET THE REQUIREMENTS OF FCI PRODUCT SPECIFICATION GS-12-1096 INCLUDING TELCORDIA GR-1217-CORE (NOVEMBER 1995) CENTRAL OFFICE TEST SEQUENCE

PRESS-FIT TAILS: TIN OVER NICKEL (LEAD FREE)
- 3 - PRODUCT SPECIFICATION: GS-12-1096
- 4 - APPLICATION SPECIFICATION GS-20-0361.
- 5 - PACKAGING MEETS GS-14-920 LEAD FREE LABELING SPECIFICATION.
- ⑥ - PRODUCT MARKING, (PROTOTYPE, PART NUMBER & LOT CODE), ON THIS SURFACE.
- ⑦ - THE MINIMUM VIA SPACING BETWEEN STACKED CONNECTORS IS 3.0 MM FOR THIS RAR AND THE MATING HEADER. REFER TO THE APPLICATION SPECIFICATION FOR DETAILS.
- ⑧ - CONNECTOR OUTLINE MAY BE SCREEN PRINTED ONTO CUSTOMER PCB TO BE USED AS A GUIDE FOR MANUAL CONNECTOR PLACEMENT.
- ⑨ - REFER TO CUSTOMER DRAWING 10119933 FOR INFORMATION ON PCB HOLE DIAMETERS AND PLATING OPTIONS
- 10 - THIS PRODUCT MEETS THE EUROPEAN UNION DIRECTIVES & OTHER COUNTRY REGULATIONS AS DESCRIBED IN GS-47-0004.
- ⑪ - REFER TO ROUTING GUIDE GS-20-0511 FOR RECOMMENDATIONS ON OPTIMIZATION OF FOOTPRINT AND TRACE ROUTING LAYOUT.
- 12 - THE HOUSING WILL WITHSTAND EXPOSURE TO 260° C PEAK TEMPERATURE FOR 10-30 SECONDS IN A CONVECTION, INFRA-RED OR VAPOR PHASE REFLOW OVEN.
- ⑬ - THE ADVANCED MATE RECEPTACLE, 10137004-2XXLF, WHEN MATED WITH AN ADVANCED MATE VERTICAL HEADER OR AN ADVANCED MATE RIGHT-ANGLE HEADER WILL PROVIDE 2 PAIRS OF MATING CONTACTS THAT MATE 0.75MM BEFORE THE REMAINDER OF THE SIGNAL AND GROUND CONTACTS.
- ⑭ - THE SHORT DETECT RECEPTACLE, 10137004-3XXLF, WHEN MATED WITH A STANDARD MATE VERTICAL HEADER OR A STANDARD MATE RIGHT-ANGLE HEADER WILL PROVIDE 1 PAIR OF MATING CONTACTS THAT MATE 1.00MM AFTER THE REMAINDER OF THE SIGNAL AND GROUND CONTACTS.
- ⑮ - THE ADVANCED MATE/SHORT DETECT RECEPTACLE, 10137004-4XXLF, WHEN MATED WITH AN ADVANCED MATE VERTICAL HEADER OR AN ADVANCED MATE RIGHT-ANGLE HEADER WILL PROVIDE 2 PAIRS OF MATING CONTACTS THAT MATE 0.75MM BEFORE THE REMAINDER OF THE SIGNAL AND GROUND CONTACTS AND 1 PAIR OF MATING CONTACTS THAT MATE 1.00MM AFTER THE REMAINDER OF THE SIGNAL AND GROUND CONTACTS.
- ⑯ - FOR CONNECTORS WITH EITHER A RIGHT OR LEFT GUIDE MODULE, TWO PHILLIPS PAN HEAD M2 HOLD DOWN SCREWS MUST BE USED TO SECURE THE CONNECTOR TO THE PCB. THE SCREW LENGTH SHALL BE 2.0-6.0mm PLUS THE THICKNESS OF THE BOARD. SCREWS ARE NOT PROVIDED WITH CONNECTOR.
- ⑰ - LEFT / RIGHT INTEGRATED GUIDE ORIENTATION IS DETERMINED BY THE LOCATION OF THE GUIDE FEATURES WHEN LOOKING AT THE MATING FACE OF THE RIGHT ANGLE RECEPTACLE. THE LEFT / RIGHT DESIGNATION OF THE MATING HEADER IS DEFINED BY THE RIGHT ANGLE RECEPTACLE THAT IT MATES WITH (i.e. A RIGHT GUIDE VERTICAL HEADER MATES WITH A RIGHT GUIDE RIGHT ANGLE RECEPTACLE.)
- ⑱ - ALL GROUND CONTACTS ARE COMMONED WITHIN A COLUMN.

spec ref	SEE NOTES	dr	Terry Luo	2015/10/08	projection	MM	size	A2	scale	7:1
tolerance std	TOLERANCES UNLESS OTHERWISE SPECIFIED	eng	Peng-Bing Fu	2017/11/08		← →	ecn no	ELX-DG-2821-1	rel level	Released
ASME Y14.5M		chr	Justin Chen	2017/11/29						
surface	linear	appr	Heaven Cen	2017/11/30	product family	ExaMax	cat. no.	10137004	rev	B
	angular	Amphenol FCI		title		ExaMAX R.A. RECEPTACLE ASS'Y, 4 PR, 140 POS, 10 IMLA, Thick Wall		Product - Customer Drw		sheet 11 of 11