

Part number:
10056100-1YZABCILF

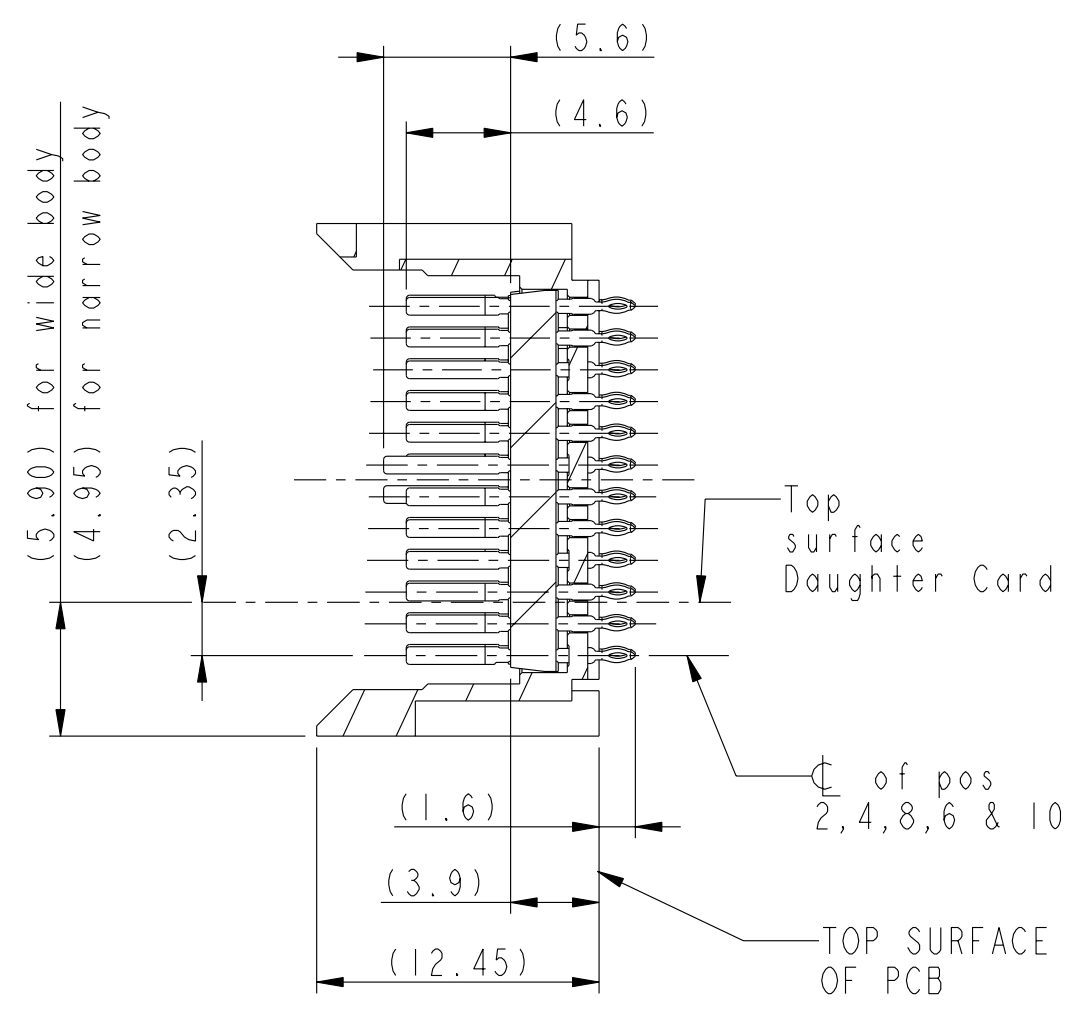
X = PLATING
I = TELCORDIA CO (see note 2 sheet 5)

YZ = HOUSING TYPE
01 = 2 wall narrow body
04 = 4 wall narrow body
05 = 2 wall wide body (STANDARD VERSION)
08 = 4 wall wide body

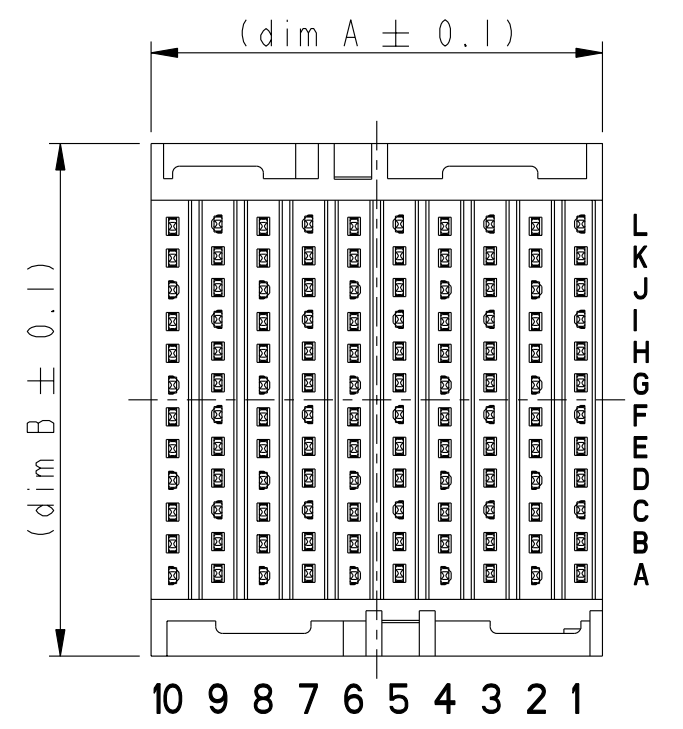
ABC = PIN LAYOUT
001 = standard layout (no detect pin)
xxx = other versions see sheet 2

LF = Lead Free
LF = Lead free product (see note 8 sheet 5)
no suffix = Non lead free: available upon special request

VIEWS WITHOUT PROTECTION COVER



SECTION C-C



For housing types and dim A and B see sheet 4

2 WALL WIDE BODY VERSION AS SHOWN

rev	ecn no	dr	date
A	H06-0057	EDB	2006-04-10
B	H06-0109	EDB	2006-06-23
C	S06-0376	MCH	2006-11-13
D	S07-0095	MCH	2007-03-30
-	-	-	-
-	-	-	-
-	-	-	-

www.fciconnect.com			surface ISO 1302	tolerance std ISO 406 ISO 1101	projection mm	
			TOLERANCES UNLESS OTHERWISE SPECIFIED		mm	
Dr	P. K. Ramesh	2005-09-16	ANGULAR	0.X	±	
Eng	R. de Blicck	2005-09-23		LINEAR	0.XX	±
Chr	M. Cheong	2007-03-30	0°		±°	0.XXX
Appr	Joey Ng	2007-03-30	Product family		AirMax VS	
			size		A3	
			Scale		2:1	
			ECN		S07-0095	
			Spec ref		RELEASE	
			Title		AirMax VS VERTICAL HEADER	
			dwg no		10056100	
			Rev.		D	
			catalog no		-	
			CUSTOMER		sheet 1 of 5	



Copyright FCI.

* Detection pin of 3.9mm possible on standard positions H5
 For other detection pin and options please consult FCI.

Partnumber \ Pinlayout	5.6mm Longpins (typ gnd)	3.9mm * Short pin (typ detect)	4.6mm Otherpins (typ sign)
10056100-1YZ0011(LF)	F1,F3,F5,F7,F9 G2,G4,G6,G8,G10	-	all other positions
10056100-1YZ0031(LF)	F1,F3,F5,F7,F9 G2,G4,G6,G8,G10	H5	all other positions



Copyright FCI.

	Title	AirMax VS VERTICAL HEADER	dwg no	10056100	Rev.	D
	catalog no	-		CUSTOMER		sheet 2 of 5

1

2

3

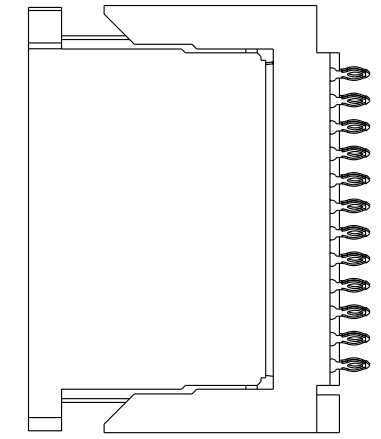
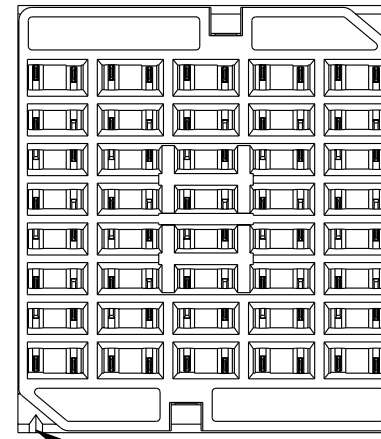
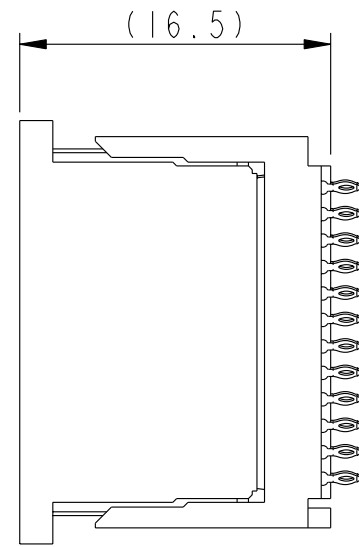
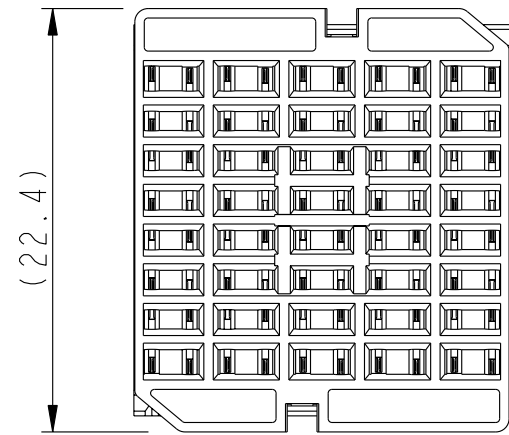
4

A

NARROW BODY

WIDE BODY

A



B

B

Triangle indicates position A1.
SEE NOTE 12.

Triangle indicates position A1.
SEE NOTE 12.

SEE NOTE 14.

cut-out at opposite side
of A1 indicator.
SEE NOTE 12.

SEE NOTE 13.

NOTE 5 & 12

C

C

D

D



Copyright FCI.

	Title AirMax VS VERTICAL HEADER 4 pair, 120pos, 2mm, 10 IMLA	dwg no 10056100	Rev. D
	catalog no -	CUSTOMER	sheet 3 of 5

2

3

1

2

3

4

NARROW BODY

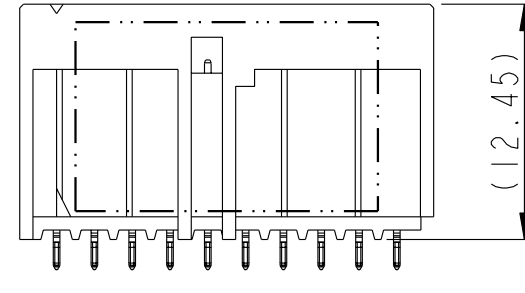
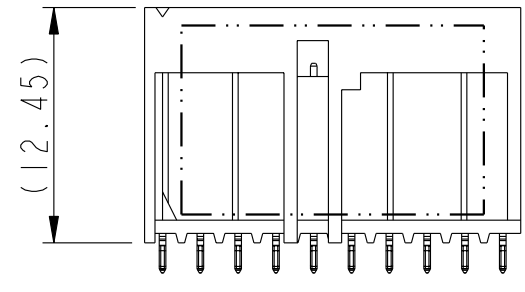
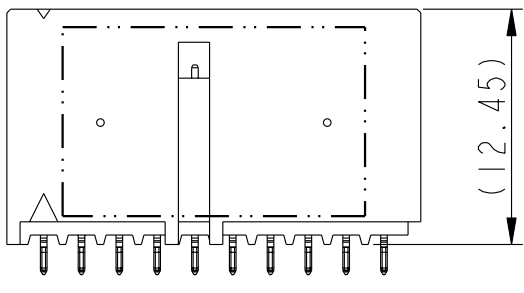
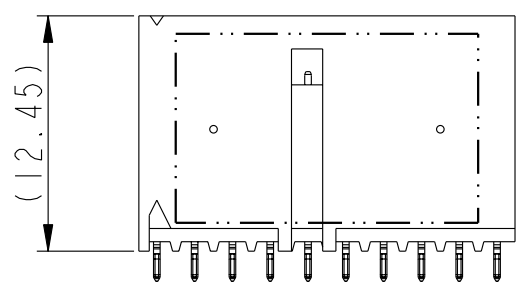
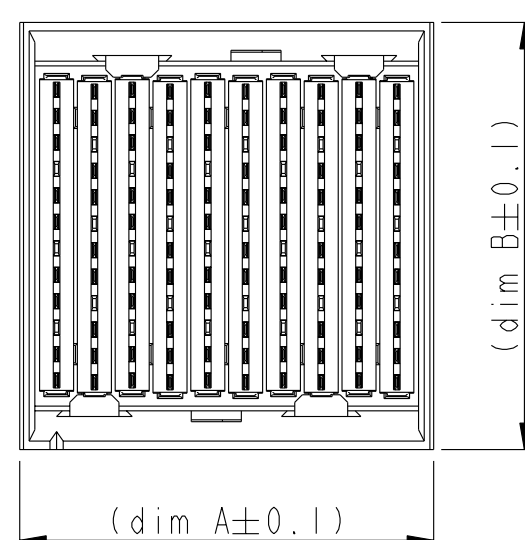
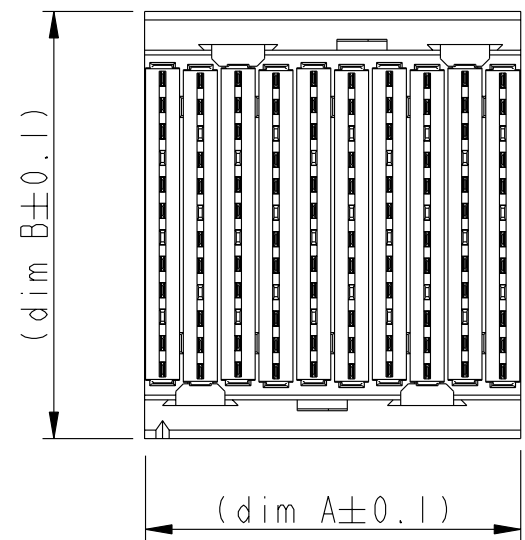
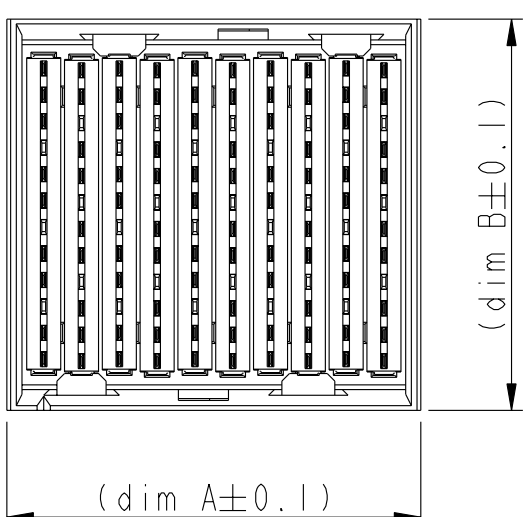
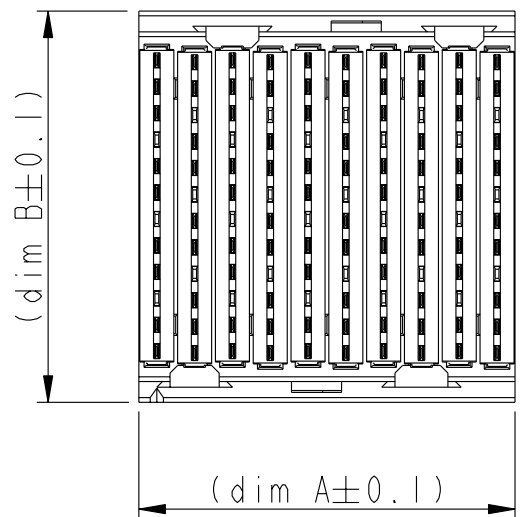
WIDE BODY

10056100 - 101ABC1

10056100 - 104ABC1

10056100 - 105ABC1

10056100 - 108ABC1



PN / dim	A	B
10056100-101ABC1(LF)	19.9	20.7
10056100-104ABC1(LF)	21.9	20.7
10056100-105ABC1(LF)	19.9	22.6
10056100-108ABC1(LF)	21.9	22.6



Copyright FCI.

	title AirMax VS VERTICAL HEADER 4 pair, 120pos, 2mm, 10 IMLA	dwg no 10056100	Rev. D
	catalog no -	CUSTOMER	sheet 4 of 5

1

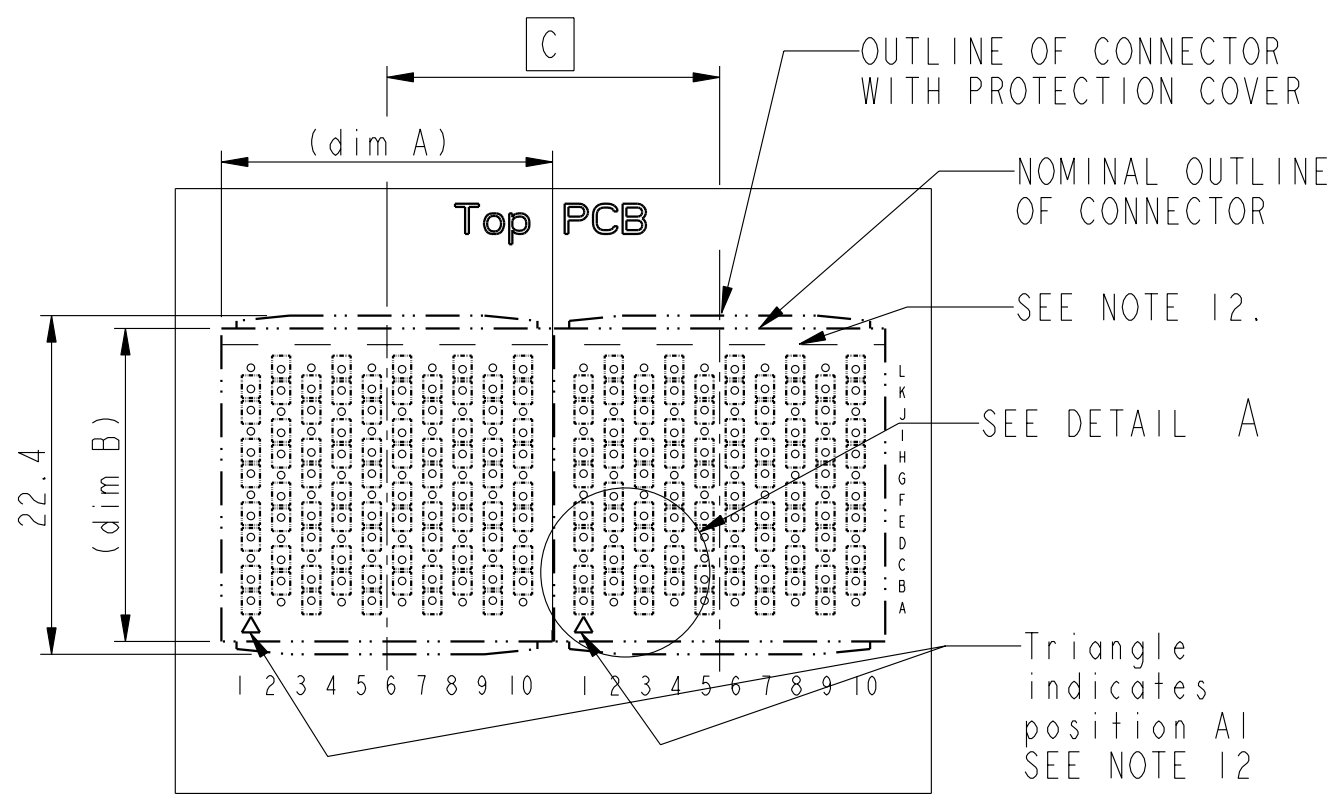
2

3

PDM: Rev:D

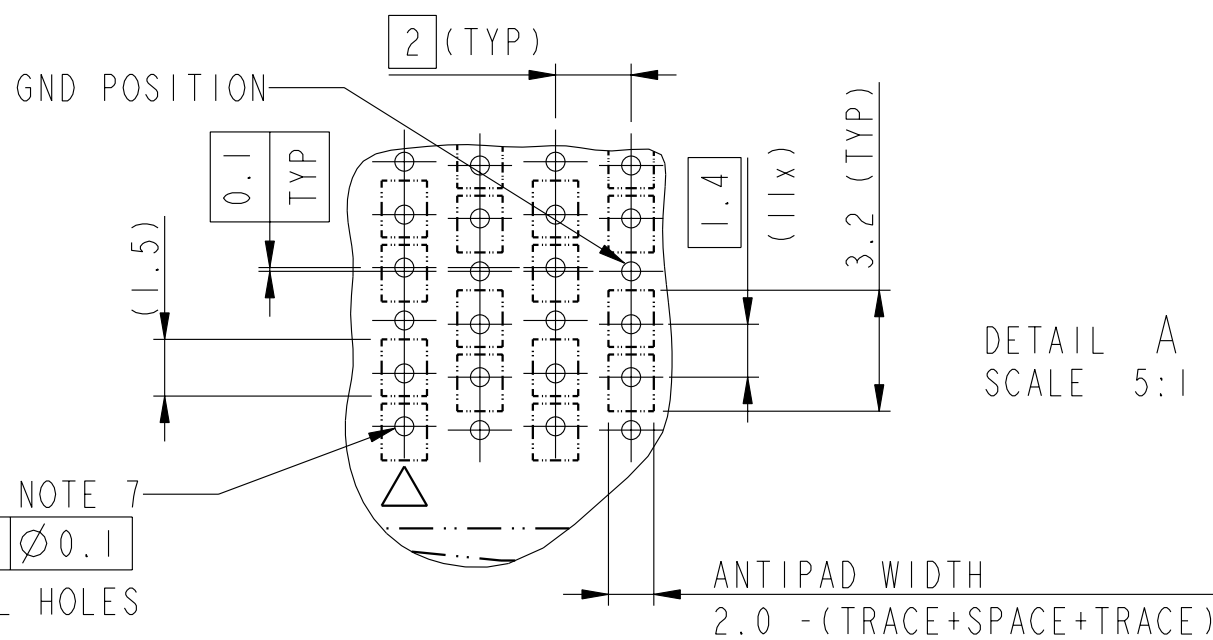
STATUS: Released

Printed: Nov 24, 2009



RECOMMENDED PCB LAYOUT FOR DIFFERENTIAL APPLICATIONS COMPONENT SIDE (TWO ADJACENT FOOTPRINTS SHOWN)

PN \ dim	A	B	C
10056100-101ABC1(LF)	19.9	20.7	20
10056100-104ABC1(LF)	21.9	20.7	22
10056100-105ABC1(LF)	19.9	22.6	20
10056100-108ABC1(LF)	21.9	22.6	22



NOTES:

- CONNECTOR MATERIALS:
HOUSING : HIGH TEMP THERMOPLASTIC, NATURAL, UL94V-0
PROTECTION COVER : HIGH TEMP THERMOPLASTIC, BLACK, UL94V-0
IMLA PLASTIC: HIGH TEMP THERMOPLASTIC, BLACK UL94V-0
CONTACT: COPPER ALLOY
- CONTACT PLATING:
SEPARABLE INTERFACE: PERFORMANCE-BASED PLATING, QUALIFIED TO MEET THE REQUIREMENTS OF FCI PRODUCT SPECIFICATION GS-12-239, INCLUDING TELCORDIA GR-1217-CORE (NOV 1995) CENTRAL OFFICE TEST SEQUENCE.
PRESS-FIT TAILS: TIN-LEAD (NON LEAD FREE) OR TIN OVER NICKEL (LEAD FREE)
- PRODUCT SPECIFICATION: GS-12-239.
- APPLICATION SPECIFICATION: GS-20-035. FLATROCK INSERTION INTO PCB BY PUSHING ON TOP OF SURFACE PROTECTION COVER
- PRODUCT MARKING, (PARTNUMBER & LOTCODE).
- PROTECTION COVER MUST BE REMOVED BEFORE MATING WITH RECEPTACLE CONNECTOR
- SEE CUSTOMER DRAWING 10045979 FOR INFORMATION ON PCB HOLE DIAMETER AND PLATING OPTIONS.
- LEAD FREE PARTNUMBERS MEETS THE EUROPEAN UNION DIRECTIVE AS DESCRIBED IN GS-22-008, SUB CLAUSE 3.2
- THE HOUSING SHOULD WITHSTAND EXPOSURE TO 260°C PEAK TEMPERATURE FOR 40 SECONDS IN A CONVECTION, INFRA-RED OR VAPOR PHASE REFLOW OVEN.
- PACKAGE PER GS-14-1086 AND GS-14-920 LEAD FREE LABELING SPEC.
- THERE IS NO GROUND BUSSING WITHIN THE CONNECTOR SYSTEM.
- IT IS RECOMMENDED TO PUT THIS VISIBLE LINE AND THE A1 INDICATION (TRIANGLE) ON THE PCB TO INDICATE PROPER ORIENTATION. OTHER VISIBLE POLARIZATION MARKS ARE A1 INDICATOR AND PRINTING SIDE. (SEE SHEET 3)
- GRIPPING FEATURE TO REMOVE PROTECTION COVER BY FINGERS.
- GRIPPING FEATURE TO REMOVE PROTECTION COVER BY STANDARD PLIERS.



Copyright FCI.

	title AirMax VS VERTICAL HEADER 4 pair, 120pos, 2mm, 10 IMLA	dwg no 10056100	Rev. D
	catalog no -	CUSTOMER	sheet 5 of 5