

RAMO 22 S, M12, round collar, 2 NO, Gold, M12 4-pin A-coded, frontring black, 1 x 40°, momentary contact function


NEW


fields of application

- > Measurement-control-regulation
- > Electrical engineering
- > Mechanical and system engineering
- > Signalling systems
- > Vehicle construction
- > Chemical industry
- > Industrial robots

special features

- > Precise haptics
- > Safe gold contacts
- > Simple M12 plug&play connection
- > Protected contacts due to sealed housing



description

Selector switch with various switching positions and M12 terminal

technical data

> general

illuminated	No
Color	black
Bezel color	white
Collar color	black
Front ring color	black
Collar shape	round
Operating temperature, min.	-40 °C
Operating temperature, max.	85 °C
Storage temperature, min.	-40 °C
Storage temperature, max.	90 °C
Shock resistance according to standard IEC 60068-2-27	30 g at 11 ms amplitude semi-sinusoidal
Packaging	Box
Packaging unit	2 pcs.
standard delivery time	3 weeks
Environment resistance	IEC 60068-2-14 IEC 60068-2-30 IEC 60068-2-78
Operating life	200,000 Cycles
B10	250,000 Cycles
Degree of protection, front side, according to DIN EN 60529	IP65

direct links

- > [RAFI eCatalog](#)

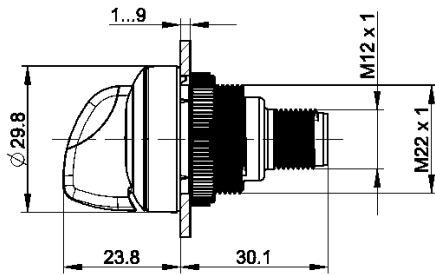
1.10.021.001/0021

Degree of protection, rear side, according to DIN EN 60529	IP65
UL Enclosure Type Rating front side	type 4X
Salt-spray resistance according to standard	IEC 60068-2-11
RoHS compliant	Yes
REACH compliant	Yes
Potential free	no
oscillation resistance according to standard IEC 60068-2-6	5 g at 10...500 Hz
MOQ order	2
> mounting diameters	
Mounting hole	22.3 mm
Mounting depth	30.1 mm
Installation height	23.8 mm
Grid, min.	30 mm
> mechanical data	
Actuation function	momentary contact function
Contact function	2 NO
Contact material	Gold
Rotating angle	1 x 40°
Fixing	Threaded ring
Threaded ring torque, max.	1.2 Nm
Terminal on the rear	M12 4-pin A-coded
PIN 1	Normally open contact 1 Normally open contact 2
PIN 2	Normally open contact 2
PIN 3	GND
PIN 4	Normally open contact 1
> electrical data	
Rated insulation voltage	250 V
Rated surge voltage	2,500 V
Operating voltage of the luminous element, min.	22 V
Operating voltage of the luminous element, max.	26 V
Operating current of the luminous element, max.	25 mA
Rated voltage, min.	1 V
Rated voltage, max.	32 V
Rated current, max.	0.1 A
Kind of short circuit protective device	fuse 250 V / 0,1 A / 1,5 kA gG quick
Rated operating voltage	35 V (AC-15) 35 V (DC-13)
Pollution degree acc. to DIN EN 61010-1	Pollution degree 2

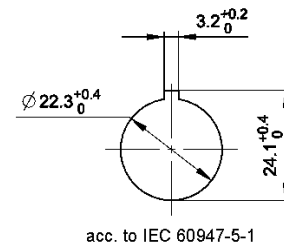
Overvoltage category	2
Conditional short circuit current	1,000 A

drawings

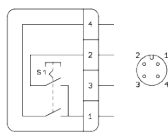
Dimensioned drawing



Mounting hole drawing



Schematic diagram



Schematic diagram

