

1-87160-0 ✓ ACTIVE

AMPMODU | AMPMODU MOD 1

TE Internal #: 1-87160-0

PCB Mount Header, Vertical, Board-to-Board / Wire-to-Board, 9  
Position, 3.96 mm [.156 in] Centerline, Breakaway, Tin-Lead,  
AMPMODU MOD 1

[View on TE.com >](#)



Connectors > PCB Connectors > PCB Headers & Receptacles



PCB Connector Assembly Type: **PCB Mount Header**

PCB Mount Orientation: **Vertical**

Connector System: **Board-to-Board, Wire-to-Board**

Number of Positions: **9**

Number of Rows: **1**

## Features

### Product Type Features

PCB Connector Assembly Type	PCB Mount Header
Connector System	Board-to-Board, Wire-to-Board
Header Type	Breakaway
Connector & Contact Terminates To	Printed Circuit Board

### Configuration Features

Connector Contact Load Condition	Fully Loaded
PCB Mount Orientation	Vertical
Number of Positions	9
Number of Rows	1
Board-to-Board Configuration	Parallel

### Electrical Characteristics

Dielectric Withstanding Voltage (Max)	1200 VAC
Contact Resistance	12 mΩ

### Body Features

Primary Product Color	Black
-----------------------	-------

### Contact Features

Contact Mating Area Length	10.29 mm[.405 in]
	100 – 200 μin



Mating Tab Width	1.6 mm[.063 in]
Mating Tab Thickness	.79 mm[.031 in]
Contact Base Material	Brass
Contact Mating Area Plating Material	Tin-Lead
Contact Mating Area Plating Material Thickness	2.54 – 5.08 $\mu$ m[100 – 200 $\mu$ in]
Contact Type	Pin
Contact Current Rating (Max)	5 A

### Termination Features

Rectangular Termination Post & Tail Thickness	.79 mm[.031 in]
Rectangular Termination Post & Tail Width	.89 mm[.035 in]
Termination Post & Tail Length	3.18 mm[.125 in]
Termination Method to PCB	Through Hole - Solder

### Mechanical Attachment

Mating Alignment	With
Mating Alignment Type	Keyed
PCB Mount Retention	Without
PCB Mount Alignment	Without
Connector Mounting Type	Board Mount

### Housing Features

Centerline (Pitch)	3.96 mm[.156 in]
Housing Material	Nylon

### Dimensions

PCB Thickness (Recommended)	1.79 mm[.07 in]
-----------------------------	-----------------

### Usage Conditions

Operating Temperature Range	-65 – 105 °C[-85 – 221 °F]
-----------------------------	----------------------------

### Operation/Application

Circuit Application	Signal
---------------------	--------

### Industry Standards

Compatible With Agency/Standards Products	CSA, UL
Compatible With Approved Standards Products	CSA LR16455, UL E28476
UL Flammability Rating	UL 94V-0

### Packaging Features



Packaging Quantity	126
Packaging Method	Carton

### Product Compliance


[For compliance documentation, visit the product page on TE.com>](#)

EU RoHS Directive 2011/65/EU	Not Compliant
EU ELV Directive 2000/53/EC	Compliant with Exemptions
China RoHS 2 Directive MIIT Order No 32, 2016	Restricted Materials Above Threshold
EU REACH Regulation (EC) No. 1907/2006	Current ECHA Candidate List: JUNE 2024 (241) Candidate List Declared Against: JUNE 2024 (241) SVHC > Threshold: Pb (13% in Component Part) <b>Article Safe Usage Statements:</b> Do not eat, drink or smoke when using this product. Wash thoroughly after handling. Recycle if possible and dispose of the article by following all applicable governmental regulations relevant to your geographic location.
Halogen Content	Not Low Halogen - contains Br or Cl > 900 ppm.
Solder Process Capability	Wave solder capable to 240°C

#### Product Compliance Disclaimer

This information is provided based on reasonable inquiry of our suppliers and represents our current actual knowledge based on the information they provided. This information is subject to change. The part numbers that TE has identified as EU RoHS compliant have a maximum concentration of 0.1% by weight in homogenous materials for lead, hexavalent chromium, mercury, PBB, PBDE, DBP, BBP, DEHP, DIBP, and 0.01% for cadmium, or qualify for an exemption to these limits as defined in the Annexes of Directive 2011/65/EU (RoHS2). Finished electrical and electronic equipment products will be CE marked as required by Directive 2011/65/EU. Components may not be CE marked. Additionally, the part numbers that TE has identified as EU ELV compliant have a maximum concentration of 0.1% by weight in homogenous materials for lead, hexavalent chromium, and mercury, and 0.01% for cadmium, or qualify for an exemption to these limits as defined in the Annexes of Directive 2000/53/EC (ELV). Regarding the REACH Regulation, the information TE provides on SVHC in articles for this part number is based on the latest European Chemicals Agency (ECHA) 'Guidance on requirements for substances in articles' posted at this URL: <https://echa.europa.eu/guidance-documents/guidance-on-reach>

### Compatible Parts




## Also in the Series | AMPMODU MOD 1



Automotive Terminals(4)



Board-to-Board Jumpers & Shunts(5)




Connector Contacts(106)



Connector Hardware(2)



Insertion & Extraction Tools(1)



PCB Headers & Receptacles(341)

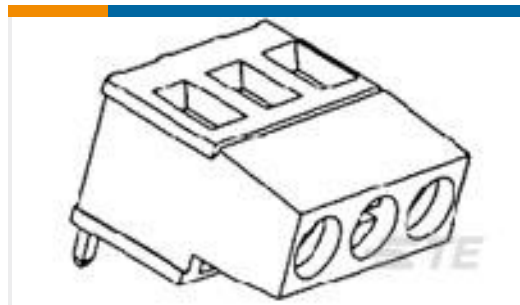


Wire-to-Board Connector Assemblies & Housings(32)

## Customers Also Bought



TE Part #1745013-1  
12 POS.RECEPTACLE CONNECTOR FOR 070 MULT



TE Part #1-1546073-2  
12POS 5.08MM TERMI-BLOK



TE Part #1-1658019-1  
MSB0.80PL25ASY28DP,-,10,VCTY



TE Part #1-2318701-1  
34WAY IN-LINE CAP ASSY, KEY A BLKD



TE Part #2355179-6  
6P,2MM,BRK HDR,SRVT,2.8,0.38AU,TB W/CAP



TE Part #1604905-2  
KIT,BACKSHELL,2 POS,PLUG



TE Part #1-2204456-0  
MB HD R/A PLUG 2P+2LP+2P+20S S EXTEND

## Documents

### Product Drawings

[09 MODI HDR SRST .156CL](#)

English

### CAD Files

[3D PDF](#)

English



### Customer View Model

[ENG\\_CVM\\_1-87160-0\\_U1.3d\\_igs.zip](#)

English

### Customer View Model

[ENG\\_CVM\\_1-87160-0\\_U1.3d\\_stp.zip](#)

English

### Customer View Model

[ENG\\_CVM\\_1-87160-0\\_U1.2d\\_dxf.zip](#)

English

By downloading the CAD file I accept and agree to the [Terms and Conditions](#) of use.

## Product Specifications

[Product Specification](#)

English

## Instruction Sheets

[Instruction Sheet \(U.S.\)](#)

English

[AMPMODU HEADER ASSEMBLIES \(WITH MOD I POSTS\)](#)

English