



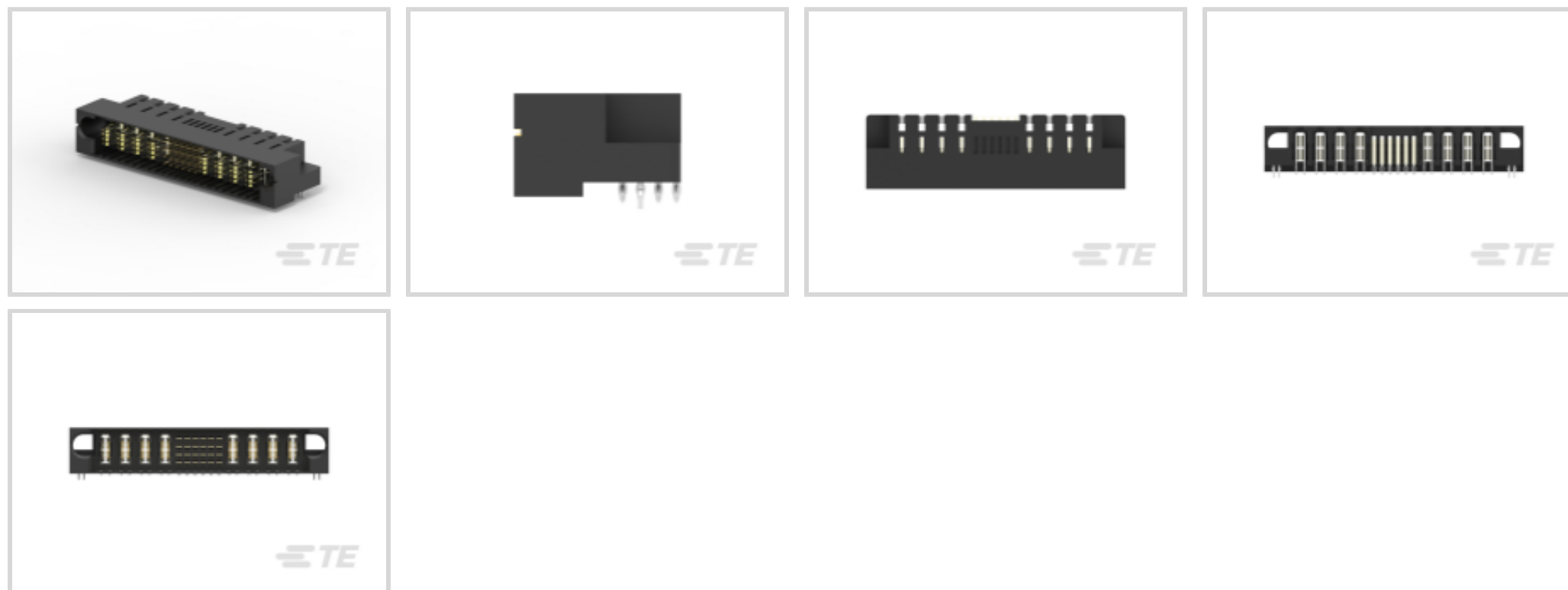
MULTI-BEAM

TE Internal #: 1-6450520-6

Rectangular Power Connectors, Header, Plug, Board-to-Board, 32 Position, 6.35 mm / 2.54 mm [.1 in / .25 in] Centerline, Printed Circuit Board

[View on TE.com >](#)

Connectors > Power Connectors > Rectangular Power > Rectangular Power Connectors



Rectangular Power Connector Type: **Header**
 Connector & Housing Type: **Plug**
 Connector System: **Board-to-Board**
 Number of Positions: **32**
 Centerline (Pitch): **2.54 mm, 6.35 mm [.1 in, .25 in]**

Features

Product Type Features

Header Type	Fully Shrouded
Rectangular Power Connector Type	Header
Connector & Housing Type	Plug
Connector System	Board-to-Board
Sealable	No
Connector & Contact Terminates To	Printed Circuit Board

Configuration Features

Number of Positions	32
PCB Mount Orientation	Right Angle
Number of Power Positions	8
Number of Signal Positions	24
Number of Rows	4

Electrical Characteristics

Operating Voltage	60 VDC, 200 VDC
-------------------	-----------------



Contact Features

Contact Underplating Material	Nickel
Contact Current Rating (Max)	42 A
Contact Retention Within Housing	Without
Contact Type	Blade, Pin
PCB Contact Termination Area Plating Material	Tin
Contact Mating Area Plating Material	Gold Flash over Palladium Nickel
Contact Mating Area Plating Material Thickness	.76 μ m[30 μ in]

Termination Features

Termination Method to Printed Circuit Board	Through Hole - Press-Fit
---------------------------------------------	--------------------------

Mechanical Attachment

Connector Mounting Type	Board Mount
-------------------------	-------------

Housing Features

Centerline (Pitch)	2.54 mm, 6.35 mm[.1 in][.25 in]
Housing Color	Black
Housing Material	High Temperature Thermoplastic

Dimensions

Row-to-Row Spacing	2.54 mm[.1 in]
--------------------	----------------

Usage Conditions

Operating Temperature Range	-20 – 105 °C[-4 – 221 °F]
-----------------------------	---------------------------

Operation/Application

Circuit Application	Power & Signal
---------------------	----------------

Industry Standards

UL Flammability Rating	UL 94V-0
Glow Wire Rating	High Temperature Part - Not Glow Wire

Packaging Features

Packaging Method	Tray
------------------	------

Product Compliance

For compliance documentation, visit the product page on [TE.com](https://www.te.com)>

EU RoHS Directive 2011/65/EU	Compliant
------------------------------	-----------



EU ELV Directive 2000/53/EC	Compliant
China RoHS 2 Directive MIIT Order No 32, 2016	No Restricted Materials Above Threshold
EU REACH Regulation (EC) No. 1907/2006	Current ECHA Candidate List: JUNE 2022 (224) Candidate List Declared Against: JUNE 2022 (224) Does not contain REACH SVHC
Halogen Content	Not Low Halogen - contains Br or Cl > 900 ppm.
Solder Process Capability	Not reviewed for solder process capability

Product Compliance Disclaimer

This information is provided based on reasonable inquiry of our suppliers and represents our current actual knowledge based on the information they provided. This information is subject to change. The part numbers that TE has identified as EU RoHS compliant have a maximum concentration of 0.1% by weight in homogenous materials for lead, hexavalent chromium, mercury, PBB, PBDE, DBP, BBP, DEHP, DIBP, and 0.01% for cadmium, or qualify for an exemption to these limits as defined in the Annexes of Directive 2011/65/EU (RoHS2). Finished electrical and electronic equipment products will be CE marked as required by Directive 2011/65/EU. Components may not be CE marked. Additionally, the part numbers that TE has identified as EU ELV compliant have a maximum concentration of 0.1% by weight in homogenous materials for lead, hexavalent chromium, and mercury, and 0.01% for cadmium, or qualify for an exemption to these limits as defined in the Annexes of Directive 2000/53/EC (ELV). Regarding the REACH Regulation, the information TE provides on SVHC in articles for this part number is based on the latest European Chemicals Agency (ECHA) 'Guidance on requirements for substances in articles' posted at this URL: <https://echa.europa.eu/guidance-documents/guidance-on-reach>

Compatible Parts



TE Part # 5-6450540-3
MBXL VERT RCPT 4P+24S+4P



TE Part # 1-6450560-7
MBXL R/A RCPT 4P+24S+4P

Customers Also Bought



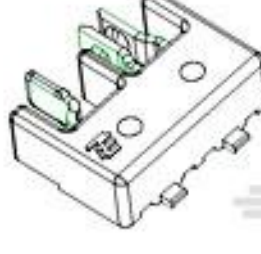
TE Part #5747841-3
15 MSFL PLUG RA 318 (IN,FM,BL)



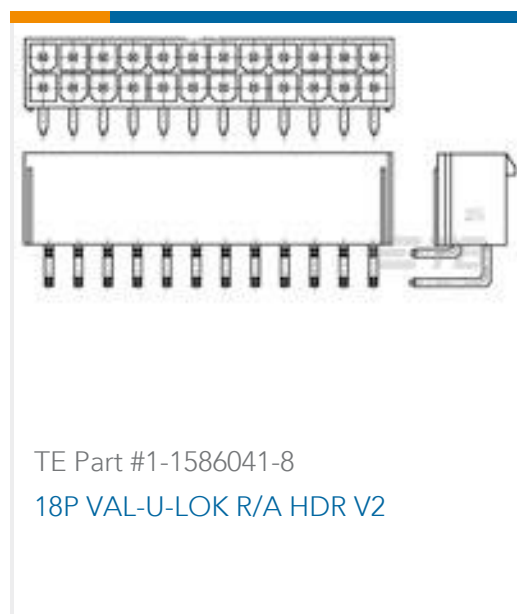
TE Part #9-1462038-7
IM43CGR=IM RELAY 100mW 5V BIS



TE Part #2-1879464-4
RL73H 2H R11 1% 1K RL



TE Part #1971567-2
MINIATURE HERMAPHRODITIC (4P)



TE Part #1-1586041-8
18P VAL-U-LOK R/A HDR V2



TE Part #1734101-4
Champ050 series, 40pos, Au over PdNi



TE Part #1376020-2
DYNAMIC D2100 HDR H ASSY 12P Y



TE Part #1376357-3
025/090 CAP HSG 26P



TE Part #1-2132415-1
EP2.5 Shrouded HDR ASSY 11P VERT
w/oboss



TE Part #3-1123723-7
3.96 EP HDR ASSY 7P(BLUE)

Documents

Product Drawings

[MBXL R/A W/ GUIDE 4P+24S+4P](#)

English

CAD Files

[3D PDF](#)

3D

Customer View Model

[ENG_CVM_CVM_1-6450520-6_E_c-1-6450520-6-e.2d_dxf.zip](#)

English

Customer View Model

[ENG_CVM_CVM_1-6450520-6_E_c-1-6450520-6-e.3d_igs.zip](#)

English

Customer View Model

[ENG_CVM_CVM_1-6450520-6_E_c-1-6450520-6-e.3d_stp.zip](#)

English

By downloading the CAD file I accept and agree to the [Terms and Conditions](#) of use.

Product Specifications

[Application Specification](#)

English