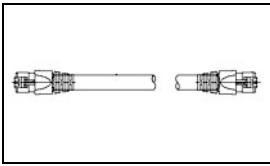


## 1-557827-0 Product Details

[Share](#) [Print](#) [Email](#)



**1-557827-0**

TE Internal Number: 1-557827-0

Active

[View 3D PDF](#)

### Cable Assemblies

[Converted to EU RoHS/ELV Compliant](#)  
(Statement of Compliance)

### Product Highlights:

- Industry Standard Cable Assembly Category
- Cable Assembly Type = Shielded Modular Plug
- Category 5e Cable Assembly Sub-Type
- Data and Phone Application
- Performance Category = Cat 5e

[View all Features](#)

### Quick Links

- ▶ [Pricing & Availability](#)
- ▶ [Search for Tooling](#)
- ▶ [Product Feature Selector](#)
- ▶ [Contact Us About This Product](#)

[Add to My Part List](#) [Request Sample](#) [Find Similar Products](#) [Buy Product](#)

### Documentation & Additional Information

#### Product Drawings:

- [CABLE ASSEMBLY, STRANDED & SHIELDED, MOD PLUG, 8 POS...](#) (PDF, English)

#### Catalog Pages/Data Sheets:

- None Available

#### Product Specifications:

- None Available

#### Application Specifications:

- None Available

#### Instruction Sheets:

- None Available

#### CAD Files: [\(CAD Format & Compression Information\)](#)

- [2D Drawing](#) (DXF, Version S)
- [3D Model](#) (IGES, Version S)
- [3D Model](#) (STEP, Version S)

[List all Documents](#)

#### Additional Information:

- [Product Line Information](#)

#### Related Products:

- [Tooling](#)

### Product Features (Please use the Product Drawing for all design activity)

#### Product Type Features:

- Cable Assembly Category = Industry Standard
- Cable Assembly Type = Shielded Modular Plug
- Cable Assembly Sub-Type = Category 5e
- Performance Category = Cat 5e
- [Assembly Type](#) = Shielded Modular Plug to Shielded Modular Plug
- [Color](#) = Black
- [Keyed](#) = Yes

#### Dimensions:

- [Length \(M \[ft\]\)](#) = 15.24 [50.00]

#### Configuration Features:

- [Configuration](#) = Double Ended
- [Number of Positions](#) = 4 Pair
- [Number of Power Positions](#) = 0

#### Industry Standards:

- [Flammability Rating Type](#) = Non-Plenum (CM Rated)
- [RoHS/ELV Compliance](#) = RoHS compliant, ELV compliant
- [Lead Free Solder Processes](#) = Not reviewed for lead free solder process
- [RoHS/ELV Compliance History](#) = Converted to comply with RoHS directive

#### Environmental:

- [Halogen Free](#) = No

#### Conditions for Usage:

- [Wire Size - Details](#) = 24 AWG

#### Operation/Application:

- [Application](#) = Data and Phone

#### Product Availability:

- [Region](#) = Asia

#### Other:

- [Brand](#) = TE Connectivity

### Corporate Information

[About TE](#)

[Investors](#)

### Quick Links

[Distributor Inventory](#)

[Product Cross Reference](#)

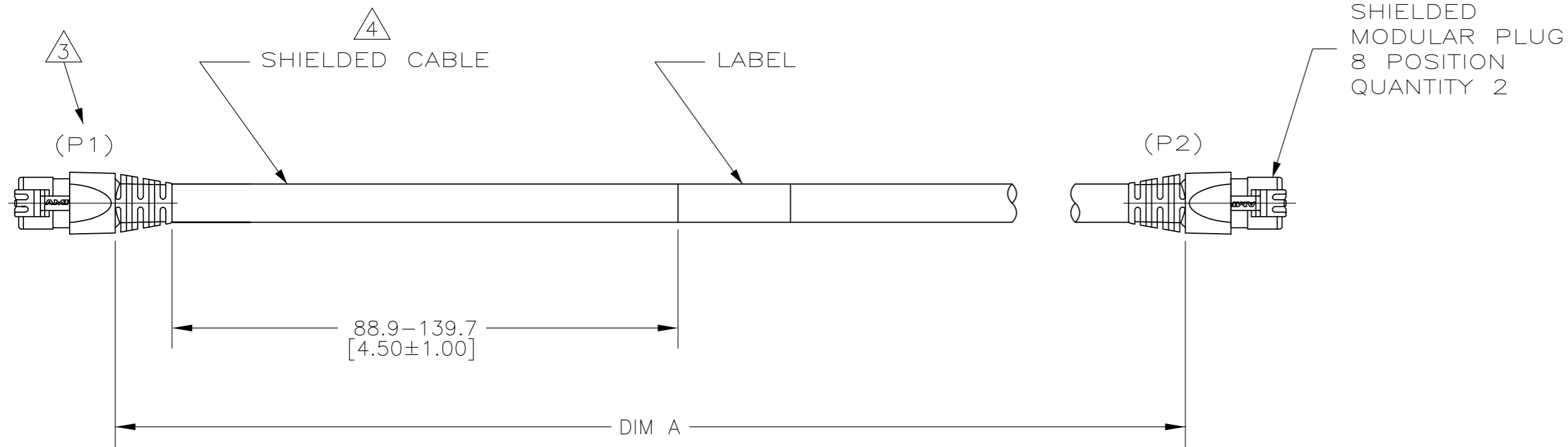
### Customer Support

[Email or Chat With Us](#)

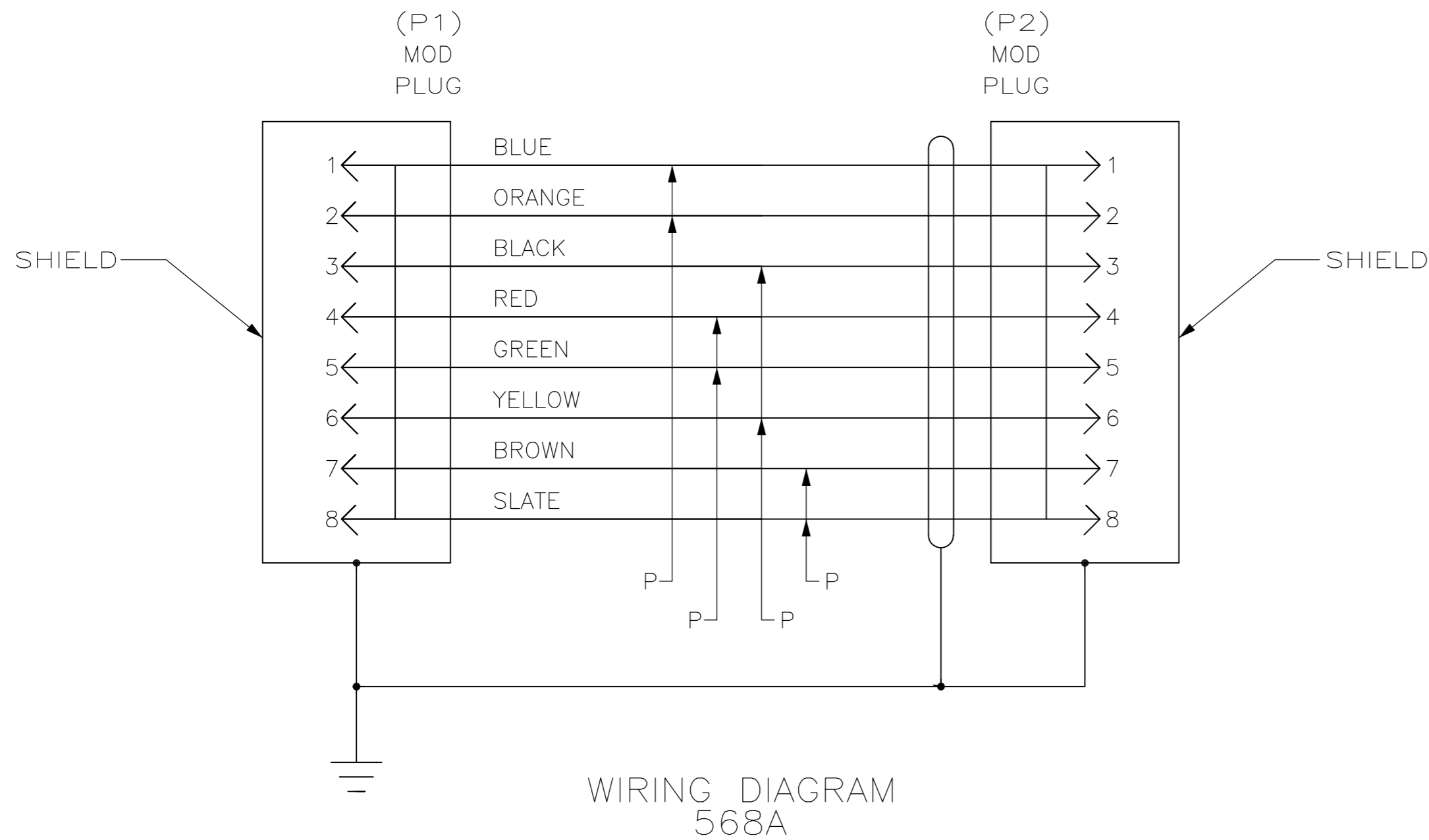
[Find a Phone Number](#)

THIS DRAWING IS UNPUBLISHED. RELEASED FOR PUBLICATION  
 © COPYRIGHT - By - ALL RIGHTS RESERVED.

LOC	DIST	REVISIONS			
P	LTR	DESCRIPTION	DATE	DWN	APVD
EH	00	G2	REV; ECO-12-007616	08MAY2012	GG JG



- ONE CABLE PACKAGED IN A CLEAR POLYBAG.
- DIMENSIONS ARE MAXIMUM UNLESS OTHERWISE SPECIFIED.
- DESIGNATIONS IN PARENTHESES ( ) ARE FOR REFERENCE ONLY.
- CABLE: SHIELDED 26 AWG, 4 TWISTED PAIRS AND 1 DRAIN WIRE 7/32 STRANDED CONDUCTORS, 100 OHMS, CATEGORY 5.
- ALTERNATIVE COLOR CODE FOR CABLE WITH DIFFERENT COLOR CONDUCTORS MAY BE USED.
  - WHT/GRN, 2. GRN, 3. WHT/ORG, 4. BLU, 5. WHT/BLU, 6. ORG, 7. WHT/BRN, 8. BRN



1	12.00-15.00	1-557827-1
50	600.00-604.00	1-557827-0
75	900.00-904.00	557827-9
10	120.00-123.00	557827-8
20	240.00-244.00	557827-7
16	192.00-196.00	557827-6
12	144.00-147.00	557827-5
8	96.00-99.00	557827-4
6	72.00-75.00	557827-3
4	48.00-51.00	557827-2
2	24.00-27.00	557827-1
FEET (REF)	DIM A	PART NO

THIS DRAWING IS A CONTROLLED DOCUMENT.

DWN L. HALL 21MAY03

CHK M. DELPHIAS 21MAY03

APVD M. DELPHIAS 21MAY03

PRODUCT SPEC

APPLICATION SPEC

WEIGHT

CUSTOMER DRAWING

TE Connectivity

NAME CABLE ASSEMBLY, STRANDED & SHIELDED, MOD PLUG, 8 POSITION, CATEGORY 5

SIZE A2 CAGE CODE 00779 DRAWING NO C=557827 RESTRICTED TO -

SCALE NTS SHEET 1 OF 1 REV G2

DIMENSIONS: mm [INCHES]

TOLERANCES UNLESS OTHERWISE SPECIFIED:

0 PLC	±	
1 PLC	± .1	
2 PLC	± .02	
3 PLC	± .005	
4 PLC	± .0005	
ANGLES	±	
FINISH		

MATERIAL