

1-293468-1 ✓ ACTIVE

NECTOR | NECTOR M Series


TE Internal #: 1-293468-1

Standard Circular Connectors, Wire-to-Wire, 3 Position, Wire & Cable, Power, Cable Mount (Free-Hanging), A Polarization Code, NECTOR M Series

[View on TE.com >](#)



Connectors > Circular Connectors > Standard Circular Connectors



Connector System: **Wire-to-Wire**

Number of Positions: **3**

Sealable: **No**

Connector & Contact Terminates To: **Wire & Cable**

Contact Current Rating (Max): **13 A**

## Features

### Product Type Features

Product Type	Connector Assembly
Connector System	Wire-to-Wire
Sealable	No
Connector & Contact Terminates To	Wire & Cable
Circular Connector Type	Receptacle

### Configuration Features

Keying	A
Number of Positions	3
Contacts Preloaded	No

### Electrical Characteristics

Operating Voltage	400 VAC
-------------------	---------

### Body Features

Environmental Protection	Without
Circular Connector Insulation Material Type	Polyamide GF



Hermetically Sealed	No
---------------------	----

### Contact Features

Contact Current Rating (Max)	13 A
------------------------------	------

Reverse Gender	No
----------------	----

Contact Layout Arrangement	Circular
----------------------------	----------

Circular Connector Contact Type	Socket
---------------------------------	--------

### Mechanical Attachment

Mating Retention Type	Latch
-----------------------	-------

Mating Alignment	With
------------------	------

Connector Mounting Type	Cable Mount (Free-Hanging)
-------------------------	----------------------------

Polarization Code	A
-------------------	---

Mating Alignment Type	Keyed
-----------------------	-------

Mating Retention	With
------------------	------

### Usage Conditions

Operating Temperature Range	-40 – 70 °C[-40 – 158 °F]
-----------------------------	---------------------------

### Operation/Application

Circuit Application	Power
---------------------	-------

Shielded	No
----------	----

### Packaging Features

Packaging Quantity	100
--------------------	-----

### Product Compliance

[For compliance documentation, visit the product page on TE.com>](#)

EU RoHS Directive 2011/65/EU	Compliant
------------------------------	-----------

EU ELV Directive 2000/53/EC	Compliant
-----------------------------	-----------

China RoHS 2 Directive MIIT Order No 32, 2016	No Restricted Materials Above Threshold
---	---

EU REACH Regulation (EC) No. 1907/2006	Current ECHA Candidate List: JAN 2023 (233) Candidate List Declared Against: JAN 2023 (233) Does not contain REACH SVHC
--	---

Halogen Content	Low Halogen - Br, Cl, F, I < 900 ppm per homogenous material. Also BFR/CFR/PVC Free
-----------------	---

Solder Process Capability

Not reviewed for solder process capability



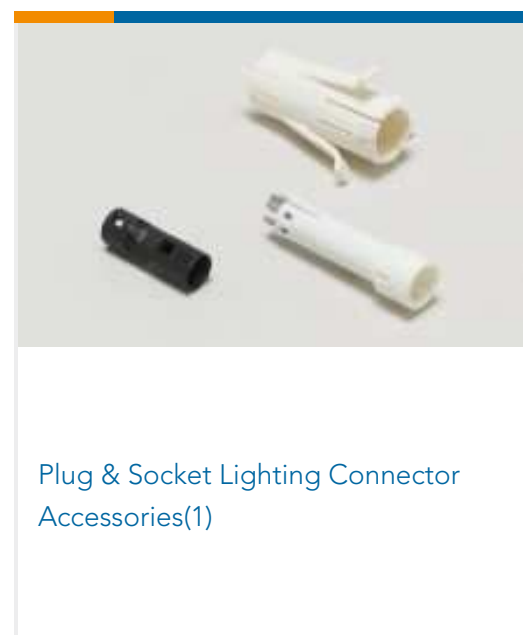

Product Compliance Disclaimer

This information is provided based on reasonable inquiry of our suppliers and represents our current actual knowledge based on the information they provided. This information is subject to change. The part numbers that TE has identified as EU RoHS compliant have a maximum concentration of 0.1% by weight in homogenous materials for lead, hexavalent chromium, mercury, PBB, PBDE, DBP, BBP, DEHP, DIBP, and 0.01% for cadmium, or qualify for an exemption to these limits as defined in the Annexes of Directive 2011/65/EU (RoHS2). Finished electrical and electronic equipment products will be CE marked as required by Directive 2011/65/EU. Components may not be CE marked. Additionally, the part numbers that TE has identified as EU ELV compliant have a maximum concentration of 0.1% by weight in homogenous materials for lead, hexavalent chromium, and mercury, and 0.01% for cadmium, or qualify for an exemption to these limits as defined in the Annexes of Directive 2000/53/EC (ELV). Regarding the REACH Regulation, the information TE provides on SVHC in articles for this part number is based on the latest European Chemicals Agency (ECHA) 'Guidance on requirements for substances in articles' posted at this URL: <https://echa.europa.eu/guidance-documents/guidance-on-reach>

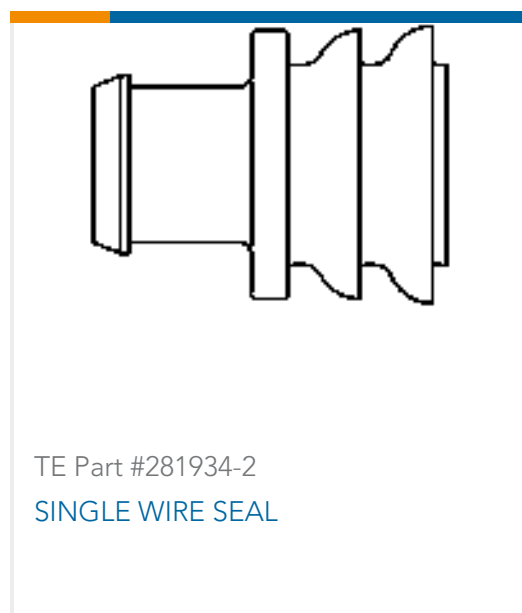
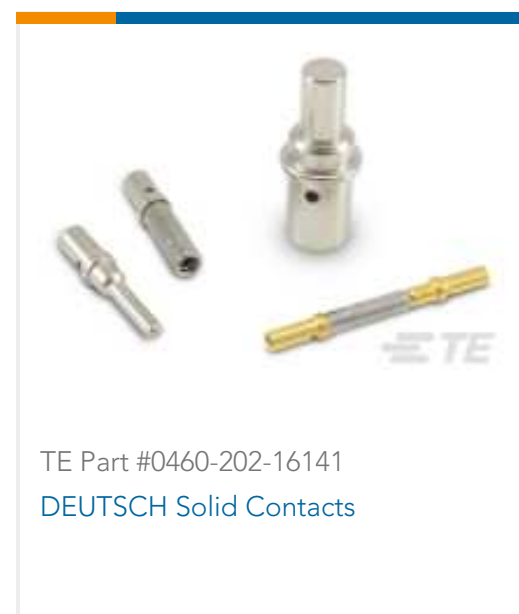
## Compatible Parts



## Also in the Series | NECTOR M Series



## Customers Also Bought



## Documents

### Product Drawings

[NECTOR M SKT HSG FREE HANGING CODE A](#)

English

### CAD Files

[3D PDF](#)

3D

Customer View Model

[ENG\\_CVM\\_CVM\\_1-293468-1\\_G\\_c-1-293468-1-g.2d\\_dxf.zip](#)

English

Customer View Model

[ENG\\_CVM\\_CVM\\_1-293468-1\\_G\\_c-1-293468-1-g.3d\\_igs.zip](#)

English

Customer View Model

[ENG\\_CVM\\_CVM\\_1-293468-1\\_G\\_c-1-293468-1-g.3d\\_stp.zip](#)

English

By downloading the CAD file I accept and agree to the [Terms and Conditions](#) of use.

### Product Specifications

[Application Specification](#)

English

### Agency Approvals

[Agency Approval Document](#)

English