

1-2324245-4 ✓ ACTIVE

### Economy Power 2.5

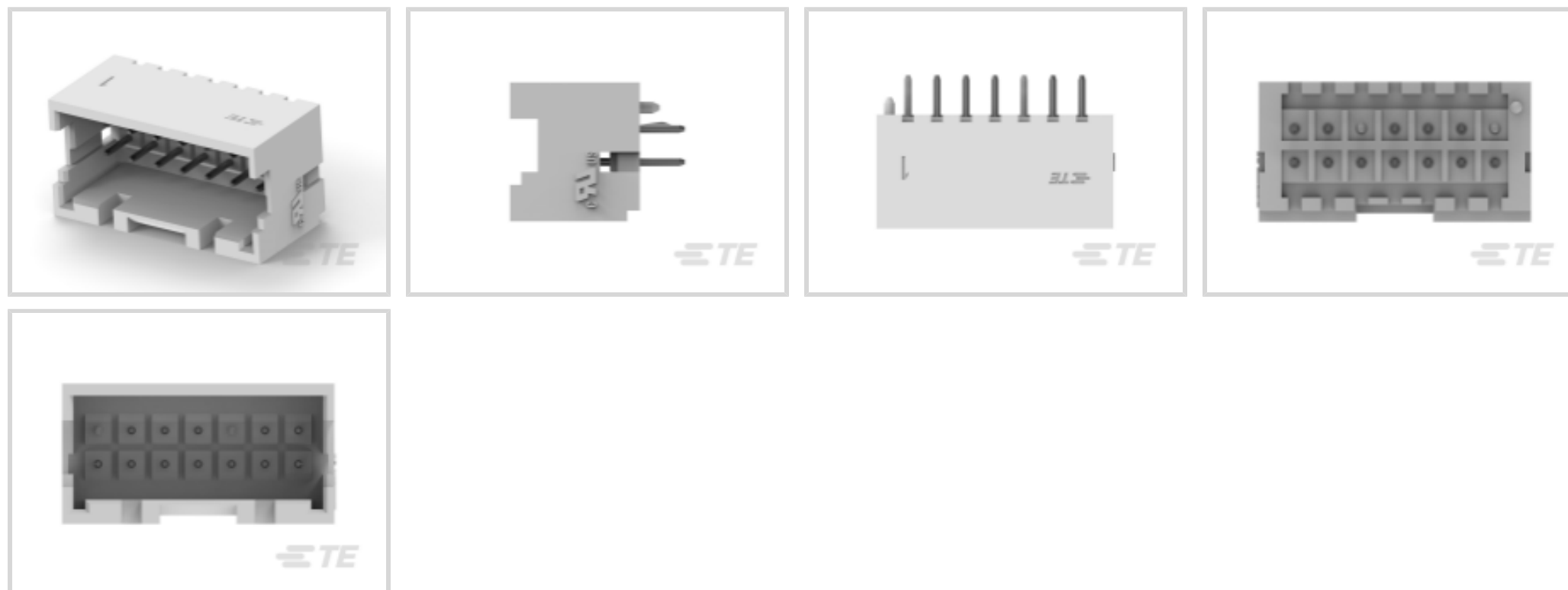
TE Internal #: 1-2324245-4

PCB Mount Header, Vertical, Wire-to-Board, 14 Position, 2.5 mm [.098 in] Centerline, Fully Shrouded, Tin, Through Hole - Solder, Economy Power 2.5

[View on TE.com >](#)



Connectors > PCB Connectors > PCB Headers & Receptacles



Connector System: **Wire-to-Board**

Number of Positions: **14**

Number of Rows: **2**

Centerline (Pitch): **2.5 mm [.098 in]**

PCB Mount Orientation: **Vertical**

## Features

### Product Type Features

Connector System	Wire-to-Board
Header Type	Fully Shrouded
Sealable	No
Connector & Contact Terminates To	Printed Circuit Board
PCB Connector Assembly Type	PCB Mount Header

### Configuration Features

Connector Contact Load Condition	Fully Loaded
Number of Positions	14
Number of Rows	2
PCB Mount Orientation	Vertical

### Electrical Characteristics

Operating Voltage	250 VAC
-------------------	---------

### Body Features

Primary Product Color	Natural
-----------------------	---------



### Contact Features

PCB Contact Termination Area Plating Material Thickness	2 – 5 $\mu\text{m}$ [80 – 200 $\mu\text{in}$ ]
Mating Pin Diameter	.6 mm[.024 in]
Contact Mating Area Plating Material Thickness	2 – 5 $\mu\text{m}$ [80 – 200 $\mu\text{in}$ ]
Contact Mating Area Plating Material Finish	Bright
PCB Contact Termination Area Plating Material	Tin
Contact Base Material	Brass
Contact Mating Area Plating Material	Tin
Contact Type	Pin
Contact Current Rating (Max)	4.2 A

### Termination Features

Round Termination Post & Tail Diameter	.6 mm[.024 in]
Termination Post & Tail Length	3.4 mm[.134 in]
Termination Method to Printed Circuit Board	Through Hole - Solder

### Mechanical Attachment

PCB Mount Alignment Type	Kinked Legs
Mating Alignment Type	Polarization
Mating Retention	With
Panel Mount Feature	Without
PCB Mount Retention Type	Kinked Solder Tails
Mating Retention Type	Latch
Connector Mounting Type	Board Mount
Mating Alignment	With
PCB Mount Alignment	With
PCB Mount Retention	With

### Housing Features

Housing Material	Nylon
Centerline (Pitch)	2.5 mm[.098 in]

### Dimensions

Connector Length	20.39 mm[.803 in]
Connector Height	9.8 mm[.386 in]
Connector Width	10.16 mm[.4 in]



Row-to-Row Spacing 2.5 mm[.098 in]

**Usage Conditions**

Operating Temperature Range -55 – 105 °C[-67 – 221 °F]

**Operation/Application**

Circuit Application Power & Signal

**Industry Standards**

Glow Wire Rating Glow Wire  
 UL Flammability Rating UL 94V-0

**Packaging Features**

Packaging Quantity 160  
 Packaging Method Box

**Product Compliance**

[For compliance documentation, visit the product page on TE.com>](#)

EU RoHS Directive 2011/65/EU	Compliant
EU ELV Directive 2000/53/EC	Compliant
China RoHS 2 Directive MIIT Order No 32, 2016	No Restricted Materials Above Threshold
EU REACH Regulation (EC) No. 1907/2006	Current ECHA Candidate List: JUNE 2023 (235) Candidate List Declared Against: JUNE 2023 (235) Does not contain REACH SVHC
Halogen Content	Not Low Halogen - contains Br or Cl > 900 ppm.
Solder Process Capability	Not reviewed for solder process capability

Product Compliance Disclaimer

This information is provided based on reasonable inquiry of our suppliers and represents our current actual knowledge based on the information they provided. This information is subject to change. The part numbers that TE has identified as EU RoHS compliant have a maximum concentration of 0.1% by weight in homogenous materials for lead, hexavalent chromium, mercury, PBB, PBDE, DBP, BBP, DEHP, DIBP, and 0.01% for cadmium, or qualify for an exemption to these limits as defined in the Annexes of Directive 2011/65/EU (RoHS2). Finished electrical and electronic equipment products will be CE marked as required by Directive 2011/65/EU. Components may not be CE marked. Additionally, the part numbers that TE has identified as EU ELV compliant have a maximum concentration of 0.1% by weight in homogenous materials for lead, hexavalent chromium, and mercury, and 0.01% for cadmium, or qualify for an exemption to these limits as defined in the Annexes of Directive 2000/53/EC (ELV). Regarding the REACH Regulation, the information TE provides on SVHC in articles for this part number is based on the latest European Chemicals Agency (ECHA) 'Guidance on requirements for substances in articles' posted at this URL: <https://echa.europa.eu/guidance-documents/guidance-on-reach>

## Compatible Parts



TE Part # 1-1744418-4  
14 POS EP 2.5 HDR, GLOW WIRE



TE Part # 1-2324245-2  
ASSY,HDR,VERT,GWT,BOSSSED,DUAL ROW, EP2.5



TE Part # 1-1969582-0  
ASSY, HDR, VERT, NO-BOSS, DUAL ROW,EP2.5



TE Part # 1969543-8  
ASSY, HDR, VERT, BOSSSED, DUAL ROW, EP2.5



TE Part # 1-1969730-4  
EP2.5 SHROUDED HDR ASSY 14P VERTICAL



TE Part # 2-1969543-4  
ASSY, HDR, VERT, BOSSSED, DUAL ROW, EP2.5



TE Part # 2-1969570-8  
ASSY,HDR,VERT,GWT,BOSSSED,DUAL ROW, EP2.5



TE Part # 1-1744439-4  
EP2.5 Shrd HDR ASSY 14P VERT, GW



TE Part # 1-1969541-4  
RETAINER, TPA, DUAL ROW, EP2.5




TE Part # 1-2323750-4  
ASSY,HDR,RIGHT ANGLE,GWT,DUAL ROW, EP2.5



TE Part # 1-2324245-0  
ASSY,HDR,VERT,GWT,BOSSSED,DUAL ROW, EP2.5

## Also in the Series | Economy Power 2.5




Connector Contacts(6)




Connector Hardware(49)



PCB Headers & Receptacles(494)




Rectangular Power Connectors(43)



Wire-to-Board Connector Assemblies & Housings(311)

## Customers Also Bought



## Documents

### Product Drawings

[ASSY,HDR,VERT,GWT,BOSSSED,DUAL ROW, EP2.5](#)

English

### CAD Files

[3D PDF](#)

3D

Customer View Model

[ENG\\_CVM\\_CVM\\_1-2324245-4\\_A.2d\\_dxf.zip](#)

English

Customer View Model

[ENG\\_CVM\\_CVM\\_1-2324245-4\\_A.3d\\_igs.zip](#)

English

Customer View Model

[ENG\\_CVM\\_CVM\\_1-2324245-4\\_A.3d\\_stp.zip](#)

English

By downloading the CAD file I accept and agree to the [Terms and Conditions](#) of use.



### Datasheets & Catalog Pages

[7-1773461-6\\_EP2.5\\_Connector\\_Series](#)

English

---

### Product Specifications

[Application Specification](#)

English

---

### Agency Approvals

[UL Report](#)

English