

1-2316952-9 ✓ ACTIVE

Economy Power

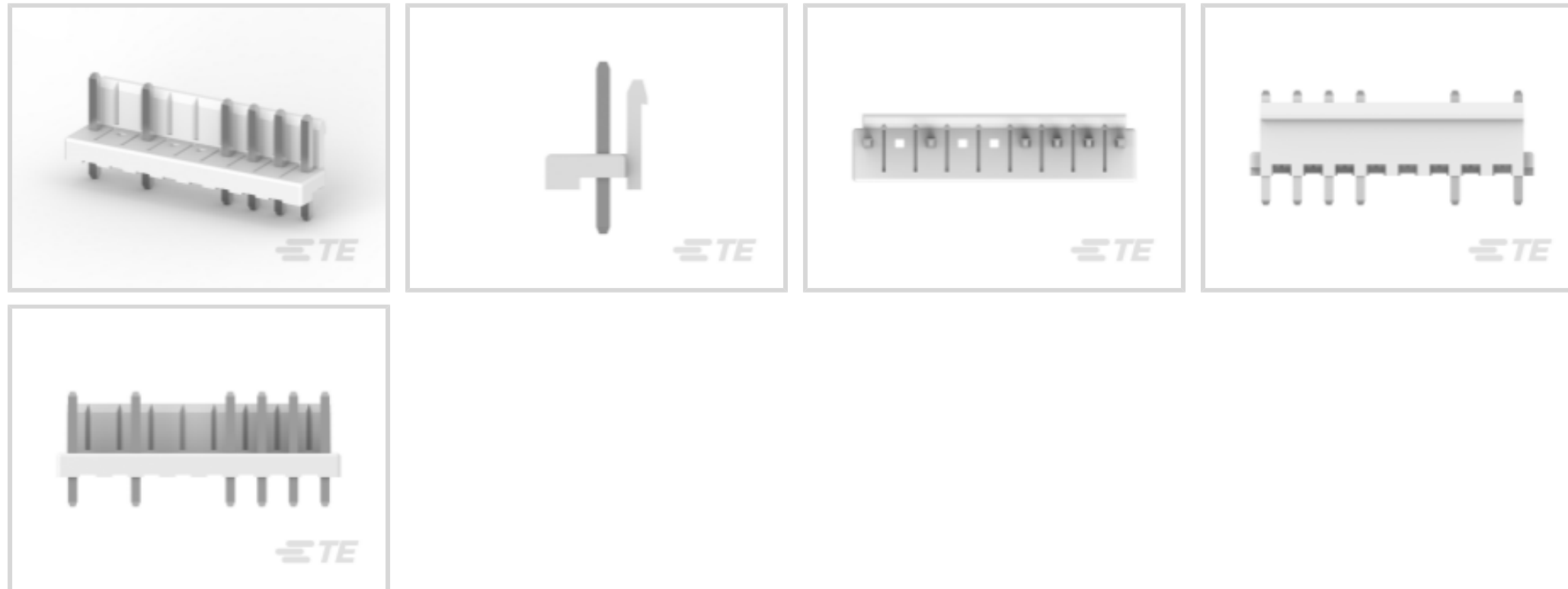
TE Internal #: 1-2316952-9

PCB Mount Header, Vertical, Wire-to-Board, 9 Position, 3.96 mm [.156 in] Centerline, Partially Shrouded, Tin, Through Hole - Solder, Economy Power

[View on TE.com >](#)



Connectors > PCB Connectors > PCB Headers & Receptacles



Connector System: **Wire-to-Board**

Number of Positions: **9**

Number of Rows: **1**

Centerline (Pitch): **3.96 mm [.156 in]**

PCB Mount Orientation: **Vertical**

Features

Product Type Features

Connector Shape	Rectangular
Connector System	Wire-to-Board
Header Type	Partially Shrouded
Sealable	No
Connector & Contact Terminates To	Printed Circuit Board
PCB Connector Assembly Type	PCB Mount Header

Configuration Features

Number of Power Positions	9
Number of Loaded Positions	6
Number of Positions	9
Number of Rows	1
PCB Mount Orientation	Vertical

Electrical Characteristics

Operating Voltage	250 VAC
-------------------	---------



Body Features

Connector Profile	Low
Primary Product Color	Natural

Contact Features

Contact Size	1.14mm
PCB Contact Termination Area Plating Material Thickness	1 μ m[39.37 μ in]
Contact Layout	Inline
Contact Underplating Material Thickness	.8 – 1.8 μ m[31.5 – 70.86 μ in]
Contact Mating Area Plating Material Thickness	1 μ m[39.37 μ in]
Contact Shape & Form	Square
Contact Underplating Material	Nickel
PCB Contact Termination Area Plating Material	Tin
Contact Base Material	Brass
Contact Mating Area Plating Material	Tin
Contact Type	Tab
Contact Current Rating (Max)	8 A

Termination Features

Square Termination Post & Tail Dimension	1.14 mm[.045 in]
Termination Post & Tail Length	3.7 mm[.146 in]
Termination Method to Printed Circuit Board	Through Hole - Solder

Mechanical Attachment

Mating Alignment Type	Polarization
Mating Retention	With
Mating Retention Type	Locking Tab
Connector Mounting Type	Board Mount
Mating Alignment	With
PCB Mount Alignment	Without
PCB Mount Retention	Without

Housing Features

Housing Material	PBT
Centerline (Pitch)	3.96 mm[.156 in]

Dimensions



Connector Length	35.58 mm[1.4 in]
Connector Height	9.2 mm[.36 in]
Connector Width	8.5 mm[.334 in]
PCB Thickness (Recommended)	1.6 mm[.063 in]

Usage Conditions

Operating Temperature (Max)	105 °C[221 °F]
Operating Temperature Range	-30 – 105 °C[-22 – 221 °F]

Operation/Application

Circuit Application	Power
---------------------	-------

Industry Standards

Glow Wire Rating	Standard Part - Not Glow Wire
UL Flammability Rating	UL 94V-0

Packaging Features

Packaging Quantity	700
Packaging Method	Bag

Other

Position Locations Omitted	2, 4, 5
Number of Blocked Positions	3

Product Compliance

[For compliance documentation, visit the product page on TE.com>](#)

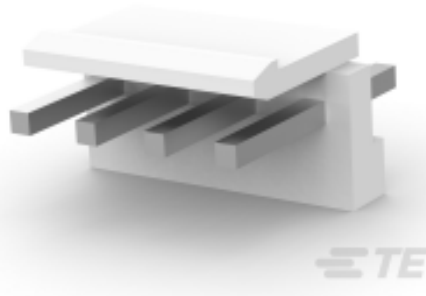





EU RoHS Directive 2011/65/EU	Compliant
EU ELV Directive 2000/53/EC	Compliant
China RoHS 2 Directive MIIT Order No 32, 2016	No Restricted Materials Above Threshold
EU REACH Regulation (EC) No. 1907/2006	Current ECHA Candidate List: JUNE 2024 (241) Candidate List Declared Against: JAN 2024 (240) Does not contain REACH SVHC
Halogen Content	Not Low Halogen - contains Br or Cl > 900 ppm.
Solder Process Capability	Not reviewed for solder process capability

Product Compliance Disclaimer




This information is provided based on reasonable inquiry of our suppliers and represents our current actual knowledge based on the information they provided. This information is subject to change. The part numbers that TE has identified as EU RoHS compliant have a maximum concentration of 0.1% by weight in homogenous materials for lead, hexavalent chromium, mercury, PBB, PBDE, DBP, BBP, DEHP, DIBP, and 0.01% for cadmium, or qualify for an exemption to these limits as defined in the Annexes of Directive 2011/65/EU (RoHS2). Finished electrical and electronic equipment products will be CE marked as required by Directive 2011/65/EU. Components may not be CE marked. Additionally, the part numbers that TE has identified as EU ELV compliant have a maximum concentration of 0.1% by weight in homogenous materials for lead, hexavalent chromium, and mercury, and 0.01% for cadmium, or qualify for an exemption to these limits as defined in the Annexes of Directive 2000/53/EC (ELV). Regarding the REACH Regulation, the information TE provides on SVHC in articles for this part number is based on the latest European Chemicals Agency (ECHA) 'Guidance on requirements for substances in articles' posted at this URL: <https://echa.europa.eu/guidance-documents/guidance-on-reach>

Compatible Parts

 <p>TE Part # 1-1123723-4 3.96 EP HDR ASSY 4P(NATURAL)</p>	 <p>TE Part # 1-1123723-8 3.96 EP HDR ASSY 8P(NATURAL)</p>	 <p>TE Part # 2132781-9 09P EP-II HOUSING, NATURAL</p>	 <p>TE Part # 1-1123724-5 3.96EP HDR ASSY 5(9)P NATURAL</p>
 <p>TE Part # 1-1123723-0 3.96 EP HDR ASSY 10P(NATURAL)</p>	 <p>TE Part # 1744416-9 9 POS EP II HSG, GLOW WIRE</p>	 <p>TE Part # 1-1123723-1 3.96 EP HDR ASSY 11P(NATURAL)</p>	 <p>TE Part # 7-1123724-5 3.96EP HDR ASSY 5(9)P NATURAL, GWT</p>
 <p>TE Part # 1744036-9 09P ECONOMY POWER .200 CL HSG</p>	 <p>TE Part # 1-2316952-0 3.96 EP HDR ASSY 10P, NO PIN 2,4,6,9</p>	 <p>TE Part # 1-2316952-6 3.96 EP HDR ASSY 6P,NO PIN 2,4</p>	 <p>TE Part # 1744109-4 3.96 EP Hdr Assy, 9P, Omitted #8, Blue</p>
 <p>TE Part # 2-2316952-8 3.96 EP HDR ASSY 8P, NO PIN 2,4</p>	 <p>TE Part # 2316952-6 3.96 EP HDR ASSY 6P,NO PIN 2,3,5</p>	 <p>TE Part # 2316952-8 3.96 EP HDR ASSY 8P, NO PIN 2,4,6,7</p>	 <p>TE Part # 2316952-9 3.96 EP HDR ASSY 9P, NO PIN 5</p>

Also in the Series | Economy Power




Connector Contacts(15)



Connector Hardware(2)



Insertion & Extraction Tools(1)



PCB Headers & Receptacles(400)



Rectangular Connector Housings(1)



Rectangular Power Connectors(64)



Wire-to-Board Connector Assemblies & Housings(142)

Customers Also Bought



TE Part #ZPF00000000136485
RECEPTACLE MALE FOR 12 PINS,
CAL1,6



TE Part #EC9833-000
ZHD-SCE-3.2-50-S1-4



TE Part #1-1415543-5
RTE44110



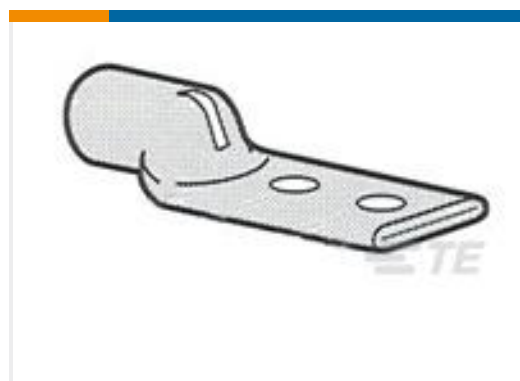
TE Part #ASA158F12390235000
623 PLUG



TE Part #ZPF000000000205373
PLUG MALE ANG.90 CAL.20 - FXP



TE Part #YZ-KC-212751A-PY00
TOOL DISMOUNTING - FXP2



TE Part #55992-1
TERMINAL,AMPOWER R 2/0 5/16



TE Part #ZPF000000000205378
CONTACT MALE ANG.90, CAL20,
120MM2 - FXP



TE Part #ZPF000000000205388
CONTACT FEMALE CAL.20, M12 - FXP



Documents

Product Drawings

[3.96 EP HDR ASSY 9P, NO PIN 2,4,5](#)

English

CAD Files

[3D PDF](#)

3D

Customer View Model

[ENG_CVM_CVM_1-2316952-9_A.2d_dxf.zip](#)

English

Customer View Model

[ENG_CVM_CVM_1-2316952-9_A.3d_igs.zip](#)

English

Customer View Model

[ENG_CVM_CVM_1-2316952-9_A.3d_stp.zip](#)

English

By downloading the CAD file I accept and agree to the [Terms and Conditions](#) of use.

Product Specifications

[Application Specification](#)

English