

1-2316952-8 ✓ ACTIVE



Economy Power

TE Internal #: 1-2316952-8

PCB Mount Header, Vertical, Wire-to-Board, 8 Position, 3.96 mm [.156 in] Centerline, Partially Shrouded, Tin, Through Hole - Solder, Economy Power

[View on TE.com >](#)

Connectors > PCB Connectors > PCB Headers & Receptacles



Connector System: **Wire-to-Board**

Number of Positions: **8**

Number of Rows: **1**

Centerline (Pitch): **3.96 mm [.156 in]**

PCB Mount Orientation: **Vertical**

Features

Product Type Features

Connector Shape	Rectangular
Connector System	Wire-to-Board
Header Type	Partially Shrouded
Sealable	No
Connector & Contact Terminates To	Printed Circuit Board
PCB Connector Assembly Type	PCB Mount Header

Configuration Features

Number of Power Positions	8
Number of Loaded Positions	5
Number of Positions	8
Number of Rows	1
PCB Mount Orientation	Vertical

Electrical Characteristics

Operating Voltage	250 VAC
-------------------	---------



Body Features

Connector Profile	Low
Primary Product Color	Natural

Contact Features

Contact Size	1.14mm
PCB Contact Termination Area Plating Material Thickness	1 μ m[39.37 μ in]
Contact Layout	Inline
Contact Underplating Material Thickness	.8 – 1.8 μ m[31.5 – 70.86 μ in]
Contact Mating Area Plating Material Thickness	1 μ m[39.37 μ in]
Contact Shape & Form	Square
Contact Underplating Material	Nickel
PCB Contact Termination Area Plating Material	Tin
Contact Base Material	Brass
Contact Mating Area Plating Material	Tin
Contact Type	Tab
Contact Current Rating (Max)	8 A

Termination Features

Square Termination Post & Tail Dimension	1.14 mm[.045 in]
Termination Post & Tail Length	3.7 mm[.146 in]
Termination Method to Printed Circuit Board	Through Hole - Solder

Mechanical Attachment

Mating Alignment Type	Polarization
Mating Retention	With
Mating Retention Type	Locking Tab
Connector Mounting Type	Board Mount
Mating Alignment	With
PCB Mount Alignment	Without
PCB Mount Retention	Without

Housing Features

Housing Material	PBT
Centerline (Pitch)	3.96 mm[.156 in]

Dimensions



Connector Length	31.62 mm[1.24 in]
Connector Height	9.2 mm[.36 in]
Connector Width	8.5 mm[.334 in]
PCB Thickness (Recommended)	1.6 mm[.063 in]

Usage Conditions

Operating Temperature (Max)	105 °C[221 °F]
Operating Temperature Range	-30 – 105 °C[-22 – 221 °F]

Operation/Application

Circuit Application	Power
---------------------	-------

Industry Standards

Glow Wire Rating	Standard Part - Not Glow Wire
UL Flammability Rating	UL 94V-0

Packaging Features

Packaging Quantity	1000
Packaging Method	Bag

Other

Position Locations Omitted	2, 5, 7
Number of Blocked Positions	3

Product Compliance

[For compliance documentation, visit the product page on TE.com>](#)

EU RoHS Directive 2011/65/EU	Compliant
EU ELV Directive 2000/53/EC	Compliant
China RoHS 2 Directive MIIT Order No 32, 2016	No Restricted Materials Above Threshold
EU REACH Regulation (EC) No. 1907/2006	Current ECHA Candidate List: JUNE 2024 (241) Candidate List Declared Against: JAN 2024 (240) Does not contain REACH SVHC
Halogen Content	Not Low Halogen - contains Br or Cl > 900 ppm.
Solder Process Capability	Not reviewed for solder process capability

Product Compliance Disclaimer

This information is provided based on reasonable inquiry of our suppliers and represents our current actual knowledge based on the information they provided. This information is subject to change. The part numbers that TE has identified as EU RoHS compliant have a maximum concentration of 0.1% by weight in homogenous materials for lead, hexavalent chromium, mercury, PBB, PBDE, DBP, BBP, DEHP, DIBP, and 0.01% for cadmium, or qualify for an exemption to these limits as defined in the Annexes of Directive 2011/65/EU (RoHS2). Finished electrical and electronic equipment products will be CE marked as required by Directive 2011/65/EU. Components may not be CE marked. Additionally, the part numbers that TE has identified as EU ELV compliant have a maximum concentration of 0.1% by weight in homogenous materials for lead, hexavalent chromium, and mercury, and 0.01% for cadmium, or qualify for an exemption to these limits as defined in the Annexes of Directive 2000/53/EC (ELV). Regarding the REACH Regulation, the information TE provides on SVHC in articles for this part number is based on the latest European Chemicals Agency (ECHA) 'Guidance on requirements for substances in articles' posted at this URL: <https://echa.europa.eu/guidance-documents/guidance-on-reach>

Compatible Parts



TE Part # 1-1123723-8
3.96 EP HDR ASSY 8P(NATURAL)



TE Part # 1-1123723-5
3.96 EP HDR ASSY 5P(NATURAL)



TE Part # 1-1123723-2
3.96 EP HDR ASSY 2P(NATURAL)



TE Part # 1-1123723-3
3.96 EP HDR ASSY 3P(NATURAL)



TE Part # 1744416-8
8 POS EP II HSG, GLOW WIRE



TE Part # 2316952-4
3.96 EP HDR ASSY 4P, NO PIN 2,3



TE Part # 2-1123723-8
3.96 EP HDR ASSY 8P(YELLOW)



TE Part # 1-2316952-6
3.96 EP HDR ASSY 6P,NO PIN 2,4



TE Part # 1744497-8
08P EP-II HOUSING, GREY



TE Part # 2-2316952-0
3.96 EP HDR ASSY 10P, NO PIN 3,5,7,9



TE Part # 2-2316952-8
3.96 EP HDR ASSY 8P, NO PIN 2,4



TE Part # 2316952-6
3.96 EP HDR ASSY 6P,NO PIN 2,3,5




TE Part # 2316952-8
3.96 EP HDR ASSY 8P, NO PIN 2,4,6,7



TE Part # 3-2316952-0
3.96 EP HDR ASSY 10P, NO PIN 7,9

Also in the Series | Economy Power




Connector Contacts(15)



Connector Hardware(2)



Insertion & Extraction Tools(1)



PCB Headers & Receptacles(400)



Rectangular Connector Housings(1)




Rectangular Power Connectors(64)



Wire-to-Board Connector Assemblies & Housings(142)

Customers Also Bought



TE Part #292161-8
CT P/HDR ASSY V 8P W/KINK NAT



TE Part #1-1123724-3
3.96EP HDR ASSY 3(5)P NATURAL



TE Part #1-1123724-2
3.96EP HDR ASSY 2(3)P NATURAL



TE Part #1-2316952-0
3.96 EP HDR ASSY 10P, NO PIN 2,4,6,9



TE Part #1-2316952-6
3.96 EP HDR ASSY 6P,NO PIN 2,4



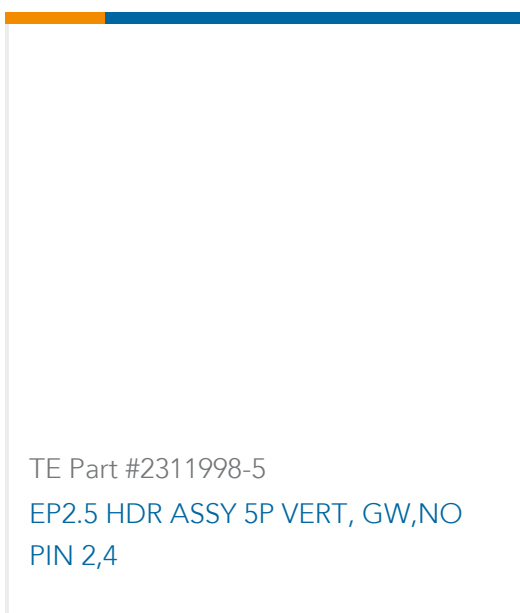
TE Part #2316873-7
EP2.5 HDR ASSY 7P VERT, GW,NO PIN 6



TE Part #1-2311995-7
EP2.5 HDR ASSY 7P VERT, GW,NO PIN 2,4,6



TE Part #2-1744525-5
EP 05P RA-HDR ASY NO 2,4 PINS



TE Part #2311998-5
EP2.5 HDR ASSY 5P VERT, GW,NO PIN 2,4



Documents

Product Drawings

[3.96 EP HDR ASSY 8P, NO PIN 2,5,7](#)

English

CAD Files

[3D PDF](#)

3D

Customer View Model

[ENG_CVM_CVM_1-2316952-8_A.2d_dxf.zip](#)

English

Customer View Model

[ENG_CVM_CVM_1-2316952-8_A.3d_igs.zip](#)

English

Customer View Model

[ENG_CVM_CVM_1-2316952-8_A.3d_stp.zip](#)

English

By downloading the CAD file I accept and agree to the [Terms and Conditions](#) of use.

Product Specifications

[Application Specification](#)

English