

2MM-R-D05-VS-00-F-TRP ✓ ACTIVE

AMPMODU | AMPMODU 2 mm

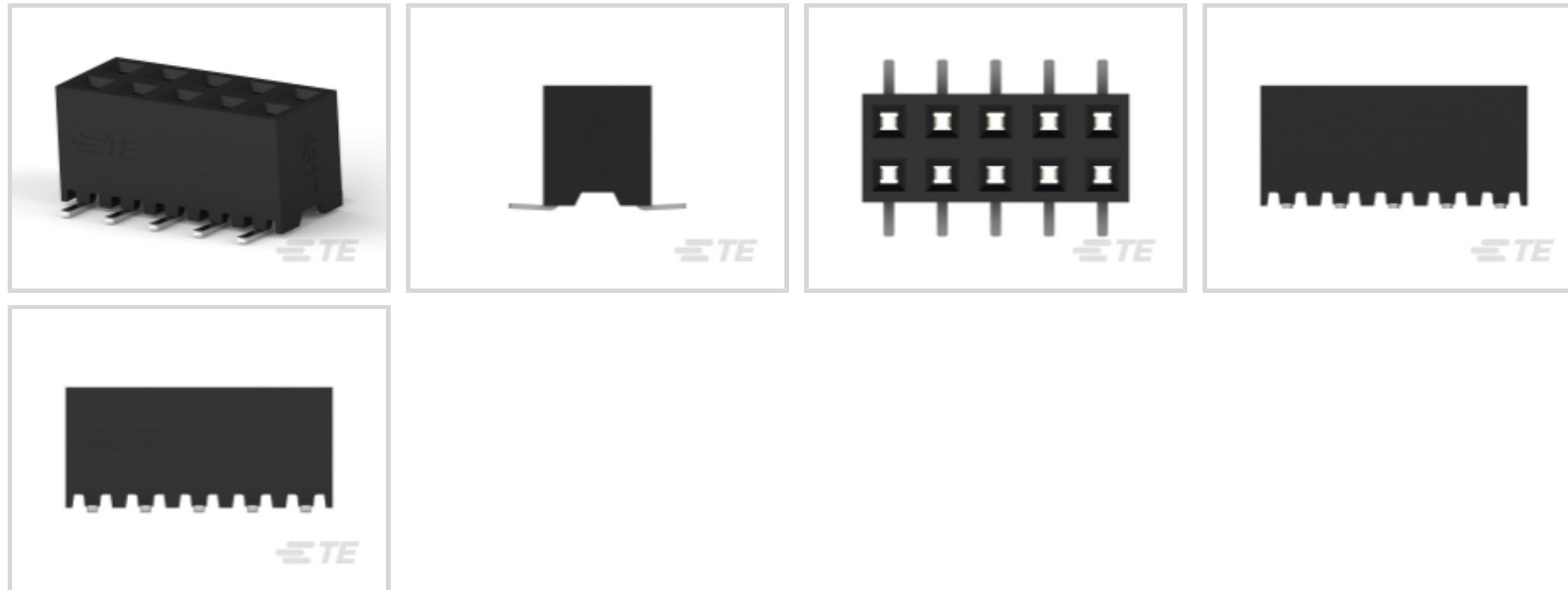
TE Internal #: 1-2307817-0

PCB Mount Receptacle, Vertical, Board-to-Board, 10 Position, 2 mm
[.079 in] Centerline, Gold Flash, Surface Mount, Signal, Black,
AMPMODU 2 mm

[View on TE.com >](#)



Connectors > PCB Connectors > PCB Headers & Receptacles



PCB Connector Assembly Type: **PCB Mount Receptacle**

PCB Mount Orientation: **Vertical**

Connector System: **Board-to-Board**

Number of Positions: **10**

Number of Rows: **2**

Features

Product Type Features

| | |
|-----------------------------------|-----------------------|
| PCB Connector Assembly Type | PCB Mount Receptacle |
| Connector System | Board-to-Board |
| Connector & Contact Terminates To | Printed Circuit Board |

Configuration Features

| | |
|----------------------------|----------|
| Number of Loaded Positions | 10 |
| PCB Mount Orientation | Vertical |
| Number of Positions | 10 |
| Number of Rows | 2 |

Electrical Characteristics

| | |
|---------------------------------------|---------|
| Dielectric Withstanding Voltage (Max) | 650 VAC |
| Operating Voltage | 125 VAC |

Body Features

| | |
|-----------------------|----------|
| Connector Profile | Standard |
| Primary Product Color | Black |



Contact Features

| | |
|---|---|
| Mating Square Post Dimension | .5 mm[.02 in] |
| PCB Contact Termination Area Plating Material Thickness | 3 – 5 μm [118.11 – 196.85 μin] |
| Contact Layout | Inline |
| Contact Underplating Material Thickness | 1.27 μm [50 μin] |
| PCB Contact Termination Area Plating Material Finish | Matte |
| Contact Mating Area Plating Material Finish | Matte |
| Contact Underplating Material | Nickel |
| PCB Contact Termination Area Plating Material | Tin |
| Contact Base Material | Phosphor Bronze |
| Contact Mating Area Plating Material | Gold Flash |
| Contact Mating Area Plating Material Thickness | .1 μm [3.94 μin] |
| Contact Type | Socket |
| Contact Current Rating (Max) | 2 A |

Termination Features

| | |
|---|----------------|
| Rectangular Termination Post & Tail Thickness | .2 mm[.008 in] |
| Rectangular Termination Post & Tail Width | .4 mm[.016 in] |
| Termination Method to Printed Circuit Board | Surface Mount |

Mechanical Attachment

| | |
|-------------------------|-------------|
| Mating Alignment | Without |
| PCB Mount Retention | Without |
| PCB Mount Alignment | Without |
| Connector Mounting Type | Board Mount |

Housing Features

| | |
|--------------------|------------------------------|
| Centerline (Pitch) | 2 mm[.079 in] |
| Housing Material | LCP (Liquid Crystal Polymer) |

Dimensions

| | |
|--------------------|----------------|
| Connector Length | 10 mm[.394 in] |
| Connector Height | 4.5 mm[.18 in] |
| Connector Width | 4 mm[.157 in] |
| Row-to-Row Spacing | 2 mm[.079 in] |

Usage Conditions



| | |
|-----------------------------|----------------------------|
| Housing Temperature Rating | High |
| Operating Temperature Range | -40 – 125 °C[-40 – 257 °F] |

Operation/Application

| | |
|--------------------------|----------------------|
| Assembly Process Feature | Pick and Place Cover |
| Circuit Application | Signal |

Industry Standards

| | |
|------------------------|----------|
| UL Flammability Rating | UL 94V-0 |
|------------------------|----------|

Packaging Features

| | |
|------------------|-------------|
| Packaging Method | Tape & Reel |
|------------------|-------------|

Product Compliance

[For compliance documentation, visit the product page on TE.com>](#)

| | |
|---|---|
| EU RoHS Directive 2011/65/EU | Compliant |
| EU ELV Directive 2000/53/EC | Compliant |
| China RoHS 2 Directive MIIT Order No 32, 2016 | No Restricted Materials Above Threshold |
| EU REACH Regulation (EC) No. 1907/2006 | Current ECHA Candidate List: JUNE 2023 (235) Candidate List Declared Against: JUNE 2023 (235) Does not contain REACH SVHC |
| Halogen Content | Low Halogen - Br, Cl, F, I < 900 ppm per homogenous material. Also BFR/CFR/PVC Free |
| Solder Process Capability | Reflow solder capable to 260°C |

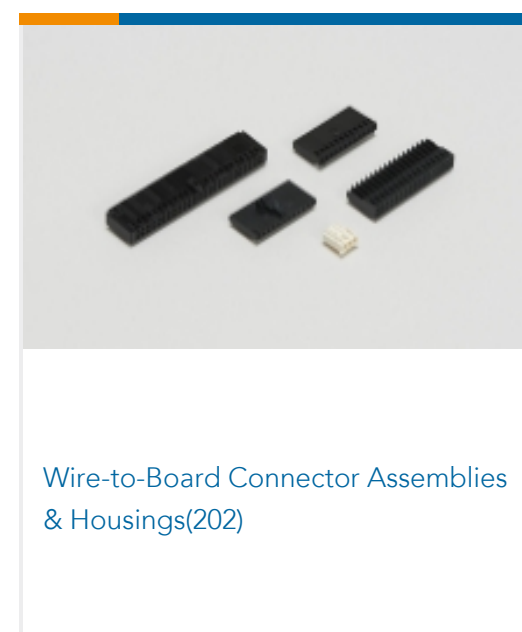

Product Compliance Disclaimer

This information is provided based on reasonable inquiry of our suppliers and represents our current actual knowledge based on the information they provided. This information is subject to change. The part numbers that TE has identified as EU RoHS compliant have a maximum concentration of 0.1% by weight in homogenous materials for lead, hexavalent chromium, mercury, PBB, PBDE, DBP, BBP, DEHP, DIBP, and 0.01% for cadmium, or qualify for an exemption to these limits as defined in the Annexes of Directive 2011/65/EU (RoHS2). Finished electrical and electronic equipment products will be CE marked as required by Directive 2011/65/EU. Components may not be CE marked. Additionally, the part numbers that TE has identified as EU ELV compliant have a maximum concentration of 0.1% by weight in homogenous materials for lead, hexavalent chromium, and mercury, and 0.01% for cadmium, or qualify for an exemption to these limits as defined in the Annexes of Directive 2000/53/EC (ELV). Regarding the REACH Regulation, the information TE provides on SVHC in articles for this part number is based on the latest European Chemicals Agency (ECHA) 'Guidance on requirements for substances in articles' posted at this URL: <https://echa.europa.eu/guidance-documents/guidance-on-reach>

Compatible Parts



Also in the Series | **AMPMODU 2 mm**



Customers Also Bought



Documents

CAD Files

[3D PDF](#)

[3D](#)

[Customer View Model](#)

[ENG_CVM_CVM_1-2307817-0_A.2d_dxf.zip](#)

English

[Customer View Model](#)

[ENG_CVM_CVM_1-2307817-0_A.3d_igs.zip](#)

English

[Customer View Model](#)

[ENG_CVM_CVM_1-2307817-0_A.3d_stp.zip](#)

English

By downloading the CAD file I accept and agree to the [Terms and Conditions](#) of use.

Datasheets & Catalog Pages

[AMPMODU 2mm BOARD-TO-BOARD RECEPTACLES](#)

English

[AMPMODU 2mm interconnection system QRG](#)

English

Product Specifications

[Application Specification](#)

English