

1-2232001-2 ✓ ACTIVE

RAST | RAST 5 IDC Connectors

TE Internal #: 1-2232001-2

PCB Mount Header, Vertical, Wire-to-Board, 2 Position, 5 mm [.197 in] Centerline, Fully Shrouded, Gold, Through Hole - Solder, RAST 5 IDC Connectors

[View on TE.com >](#)



Connectors > PCB Connectors > PCB Headers & Receptacles



Connector System: **Wire-to-Board**

Number of Positions: **2**

Number of Rows: **1**

Centerline (Pitch): **5 mm [.197 in]**

PCB Mount Orientation: **Vertical**

## Features

### Product Type Features

Connector System	Wire-to-Board
Header Type	Fully Shrouded
Sealable	No
Connector & Contact Terminates To	Printed Circuit Board
PCB Connector Assembly Type	PCB Mount Header

### Configuration Features

Keying & Polarized Position Locations	1C
Number of Positions	2
Number of Rows	1
PCB Mount Orientation	Vertical

### Electrical Characteristics

Operating Voltage	250 VAC
-------------------	---------

### Body Features

Primary Product Color	Black
-----------------------	-------



### Contact Features

PCB Contact Termination Area Plating Material Thickness	2 µm[78.74 µin]
Mating Tab Width	6.3 mm[.248 in]
Mating Tab Thickness	.8 mm[.032 in]
Contact Shape & Form	Square
Contact Mating Area Plating Material Finish	Bright
PCB Contact Termination Area Plating Material	Tin
Contact Base Material	Copper Alloy
Contact Mating Area Plating Material	Gold
Contact Type	Tab
Contact Current Rating (Max)	16 A

### Termination Features

Square Termination Post & Tail Dimension	.8 mm[.032 in]
Termination Post & Tail Length	3.5 mm[.138 in]
Termination Method to Printed Circuit Board	Through Hole - Solder

### Mechanical Attachment

PCB Mount Alignment Type	Polarizing Pegs
Mating Alignment Type	Keyed, Polarization
Mating Retention	With
Mating Retention Type	Latch
Connector Mounting Type	Board Mount
Mating Alignment	With
PCB Mount Alignment	With
PCB Mount Retention	Without

### Housing Features

Housing Material	Nylon
Centerline (Pitch)	5 mm[.197 in]

### Dimensions

Connector Length	10.3 mm[.41 in]
Connector Height	12.8 mm[.5 in][.503 in]
Row-to-Row Spacing	5 mm[.197 in]

### Usage Conditions



Operating Temperature Range	-40 – 120 °C[-40 – 248 °F]
-----------------------------	----------------------------

### Operation/Application

Circuit Application	Power
---------------------	-------

### Industry Standards

UL Flammability Rating	UL 94V-0
------------------------	----------

### Packaging Features

Packaging Quantity	153
--------------------	-----

Packaging Method	Loose Piece
------------------	-------------

### Product Compliance

[For compliance documentation, visit the product page on TE.com>](#)

EU RoHS Directive 2011/65/EU	Compliant
------------------------------	-----------

EU ELV Directive 2000/53/EC	Compliant
-----------------------------	-----------

China RoHS 2 Directive MIIT Order No 32, 2016	No Restricted Materials Above Threshold
---	---

EU REACH Regulation (EC) No. 1907/2006	Current ECHA Candidate List: JUNE 2024 (241) Candidate List Declared Against: JAN 2024 (240) Does not contain REACH SVHC
--	--

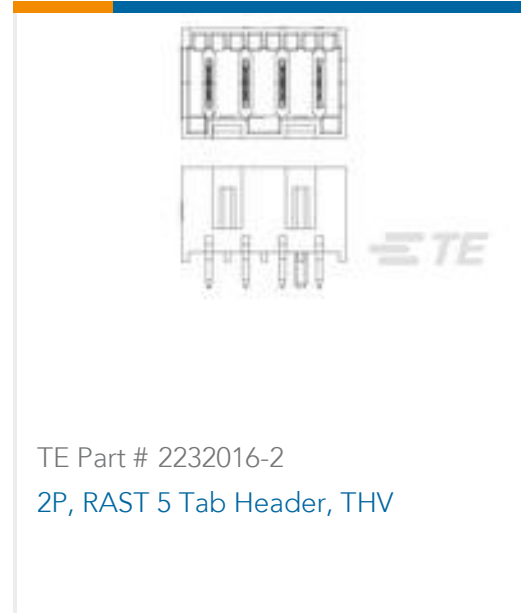
Halogen Content	Not Low Halogen - contains Br or Cl > 900 ppm.
-----------------	--

Solder Process Capability	Not reviewed for solder process capability
---------------------------	--


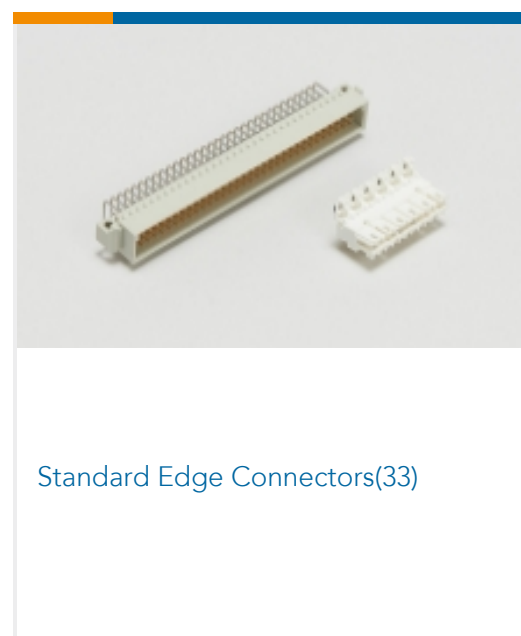

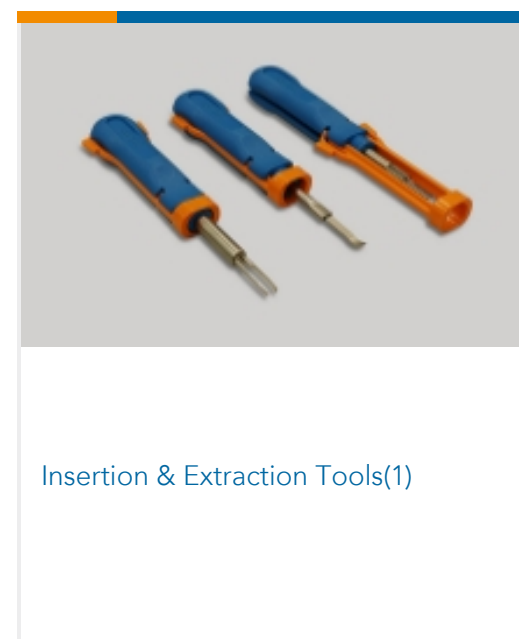
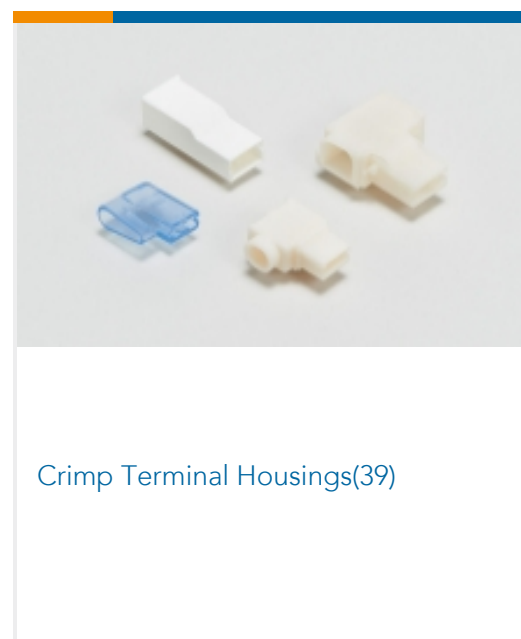
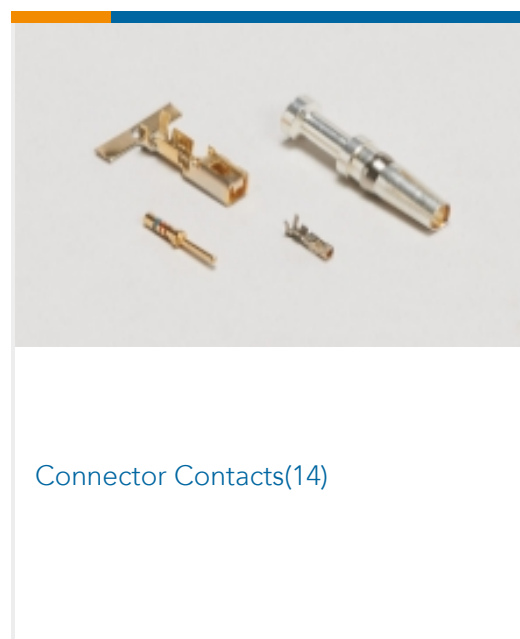
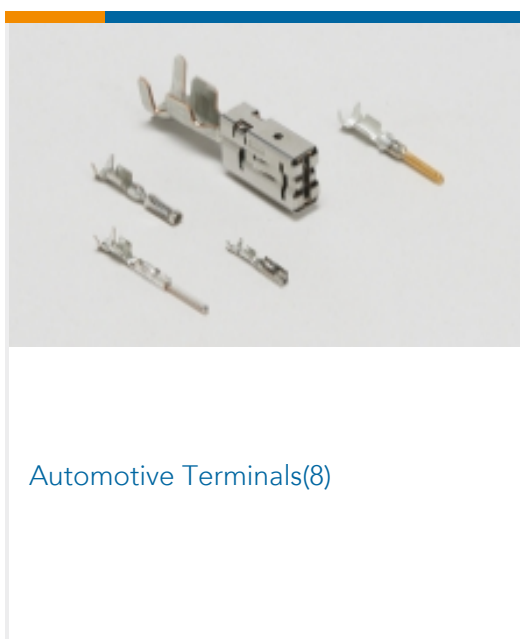
#### Product Compliance Disclaimer


This information is provided based on reasonable inquiry of our suppliers and represents our current actual knowledge based on the information they provided. This information is subject to change. The part numbers that TE has identified as EU RoHS compliant have a maximum concentration of 0.1% by weight in homogenous materials for lead, hexavalent chromium, mercury, PBB, PBDE, DBP, BBP, DEHP, DIBP, and 0.01% for cadmium, or qualify for an exemption to these limits as defined in the Annexes of Directive 2011/65/EU (RoHS2). Finished electrical and electronic equipment products will be CE marked as required by Directive 2011/65/EU. Components may not be CE marked. Additionally, the part numbers that TE has identified as EU ELV compliant have a maximum concentration of 0.1% by weight in homogenous materials for lead, hexavalent chromium, and mercury, and 0.01% for cadmium, or qualify for an exemption to these limits as defined in the Annexes of Directive 2000/53/EC (ELV). Regarding the REACH Regulation, the information TE provides on SVHC in articles for this part number is based on the latest European Chemicals Agency (ECHA) 'Guidance on requirements for substances in articles' posted at this URL: <https://echa.europa.eu/guidance-documents/guidance-on-reach>

### Compatible Parts

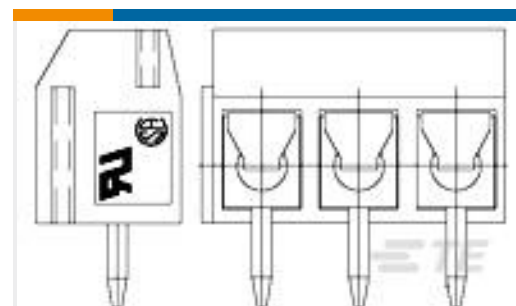


## Also in the Series | RAST 5 IDC Connectors



Wire-to-Board Connector Assemblies  
& Housings(210)

## Customers Also Bought

TE Part #5227161-7  
RTANG JACK W/MTG PINS, BNC PCBTE Part #6609008-5  
15EJH1=F8051 S0TE Part #5747842-2  
25 MSFL PLUG RA 318 (FM,BL)TE Part #5-103634-5  
06 MTE HDR SRRA LATCH.100CL LFTE Part #1422037-2  
V23101D 106A301TE Part #928247-2  
2P ST-TIMER GEHTE Part #1776244-2  
2P TB ,90deg, VT, 5mm, Blue,w  
/interlockTE Part #3-2176397-5  
3502 27R 1%TE Part #1879350-4  
RR01 5% R30 AMMOTE Part #9-1971845-6  
6P, RAST 5 Tab Header, THV

## Documents

### Product Drawings

2P, RAST 5 Tab Header, THV,black, silver

English

### CAD Files

3D PDF

3D

Customer View Model

ENG\_CVM\_CVM\_1-2232001-2\_D.2d\_dxf.zip



English

**Customer View Model**

[ENG\\_CVM\\_CVM\\_1-2232001-2\\_D.3d\\_igs.zip](#)

English

**Customer View Model**

[ENG\\_CVM\\_CVM\\_1-2232001-2\\_D.3d\\_stp.zip](#)

English

By downloading the CAD file I accept and agree to the [Terms and Conditions](#) of use.

---

## Datasheets & Catalog Pages

[RAST Connector System Catalog](#)

English

---

## Product Specifications

[Product Specification](#)

English

---

## Agency Approvals

[UL Report](#)

English