

1-215464-2 ✓ ACTIVE

Micro-MaTch | Micro-MaTch Industrial

TE Internal #: 1-215464-2

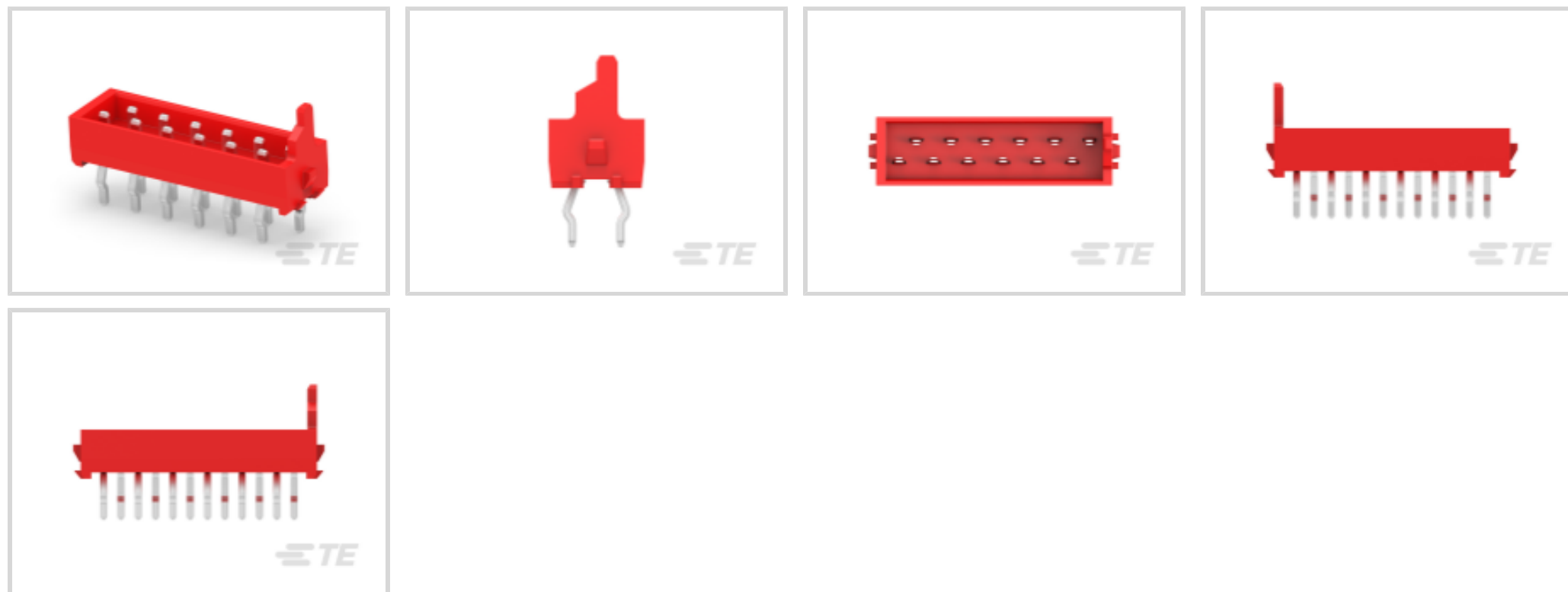
Ribbon Cable Connectors, Board-to-Board, 12 Position, 1.27 mm [.05 in] Centerline, Vertical, Through Hole - Solder, 2 Row, Micro-MaTch Industrial

[View on TE.com >](#)



Connectors > PCB Connectors > Wire-to-Board Connectors > FFC, FPC & Ribbon Connectors > Ribbon Cable Connectors >

Male-on-Board Connector, Micro-MaTch



Connector System: **Board-to-Board**

Number of Positions: **12**

Centerline (Pitch): **1.27 mm [.05 in]**

PCB Mount Retention: **With**

PCB Mount Retention Type: **Kinked Solder Tails**

[All Male-on-Board Connector, Micro-MaTch \(36\)](#)

Features

Product Type Features

Ribbon Cable Connector Header Type	Shrouded
Connector Product Type	Connector Assembly
Connector System	Board-to-Board
Connector & Housing Type	Plug
Connector & Contact Terminates To	Printed Circuit Board

Configuration Features

Number of Positions	12
PCB Mount Orientation	Vertical
Number of Rows	2

Electrical Characteristics

Insulation Resistance	1000 MΩ
Operating Voltage	100 VAC



Body Features

Daisy Chain	Without
Primary Product Color	Red
Connector Profile	Standard

Contact Features

PCB Contact Termination Area Plating Material Thickness	3 – 5 μm [118.11 – 196.85 μin]
Mating Tab Width	.7 mm[.028 in]
Mating Tab Thickness	.4 mm[.016 in]
Contact Type	Pin
Contact Mating Area Plating Material Thickness	3 – 5 μm [118.11 – 196.85 μin]
Contact Mating Area Plating Material	Tin
PCB Contact Termination Area Plating Material Finish	Matte
Contact Underplating Material	Nickel
PCB Contact Termination Area Plating Material	Tin
Contact Base Material	Copper Alloy
Contact Current Rating (Max)	1.5 A

Termination Features

Rectangular Termination Post & Tail Thickness	.5 mm[.02 in]
Rectangular Termination Post & Tail Width	.4 mm[.015 in]
Termination Post & Tail Length	3.1 mm[.122 in]
Termination Method to Printed Circuit Board	Through Hole - Solder

Mechanical Attachment

Mating Alignment	With
Contact Retention Type Within Housing	Press-Fit
PCB Mount Alignment	Without
PCB Mount Retention	With
PCB Mount Retention Type	Kinked Solder Tails
Mating Alignment Type	Polarization
Mating Retention	With
Mating Retention Type	Contact Friction
Connector Mounting Type	Board Mount

Housing Features



Mating Entry Location	Top
Housing Material	PBT GF
Centerline (Pitch)	1.27 mm [.05 in]

Dimensions

Connector Length	13.97 mm [.55 in]
Connector Height	6.9 mm [.27 in]
PCB Thickness (Recommended)	1.6 mm [.062 in]
Row-to-Row Spacing	2 mm [.059 in]

Usage Conditions

Operating Temperature Range	-40 – 105 °C [-40 – 221 °F]
-----------------------------	-----------------------------

Operation/Application

Solder Process Feature	Board Standoff
Circuit Application	Signal

Industry Standards

UL Rating	Recognized
Compatible With Agency/Standards Products	UL
Compatible With Approved Standards Products	UL E28476
UL Flammability Rating	UL 94V-0

Packaging Features

Packaging Quantity	2500
Packaging Method	Reel

Product Compliance

[For compliance documentation, visit the product page on TE.com>](#)

EU RoHS Directive 2011/65/EU	Compliant
EU ELV Directive 2000/53/EC	Compliant
China RoHS 2 Directive MIIT Order No 32, 2016	No Restricted Materials Above Threshold
EU REACH Regulation (EC) No. 1907/2006	Current ECHA Candidate List: JUNE 2024 (241) Candidate List Declared Against: JAN 2024 (240) Does not contain REACH SVHC
Halogen Content	Not Low Halogen - contains Br or Cl > 900 ppm.


Solder Process Capability

Wave solder capable to 265°C

Product Compliance Disclaimer

This information is provided based on reasonable inquiry of our suppliers and represents our current actual knowledge based on the information they provided. This information is subject to change. The part numbers that TE has identified as EU RoHS compliant have a maximum concentration of 0.1% by weight in homogenous materials for lead, hexavalent chromium, mercury, PBB, PBDE, DBP, BBP, DEHP, DIBP, and 0.01% for cadmium, or qualify for an exemption to these limits as defined in the Annexes of Directive 2011/65/EU (RoHS2). Finished electrical and electronic equipment products will be CE marked as required by Directive 2011/65/EU. Components may not be CE marked. Additionally, the part numbers that TE has identified as EU ELV compliant have a maximum concentration of 0.1% by weight in homogenous materials for lead, hexavalent chromium, and mercury, and 0.01% for cadmium, or qualify for an exemption to these limits as defined in the Annexes of Directive 2000/53/EC (ELV). Regarding the REACH Regulation, the information TE provides on SVHC in articles for this part number is based on the latest European Chemicals Agency (ECHA) 'Guidance on requirements for substances in articles' posted at this URL: <https://echa.europa.eu/guidance-documents/guidance-on-reach>

Compatible Parts



TE Part # CAT-M5833-F3492A
Female-on-Board Connector, Top Entry



TE Part # 8-215460-2
MICRO-MATCH FSID P



TE Part # 1-338070-2
MICRO-MATCH FEM.SE



TE Part # 1-215460-2
MICRO-MATCH FEM.SE




TE Part # 1-100400-2
MICRO-MATCH FSID NP



TE Part # 8-100400-2
MICRO-MATCH FSID NP

Also in the Series | Micro-MaTch Industrial



Board-In Connectors(21)



Connector Contacts(4)



Insertion & Extraction Tools(1)



Pluggable I/O Cable Assemblies(52)



Ribbon Cable Connectors(186)

Customers Also Bought



TE Part #1-215464-0
Male-on-Board Connector, Micro-MaTch



TE Part #9-188275-0
Female-on-Board Connector, Top Entry



TE Part #2301835-1
AMPL PLUG HD20, VERT, 25P, B/L, 4-40 INS



TE Part #5787745-2
USB A R/A STAK ASSY THRU HOLE



TE Part #2301841-1
AMPL REC HD20, VERT, 25P, B/L, 4-40 INS

Documents

CAD Files

3D PDF

3D

Customer View Model

[ENG_CVM_CVM_1-215464-2_C.2d_dxf.zip](#)

English

Customer View Model

[ENG_CVM_CVM_1-215464-2_C.3d_igs.zip](#)

English

Customer View Model

[ENG_CVM_CVM_1-215464-2_C.3d_stp.zip](#)

English

By downloading the CAD file I accept and agree to the [Terms and Conditions](#) of use.

Datasheets & Catalog Pages

[Micro-MaTch Catalog](#)

English



[Ribbon Cable Interconnect Solutions](#)

English

[Centerline Micro-Match Connector Series](#)

English

[Product Specifications](#)

[Product Specification](#)

English

[Agency Approvals](#)

[UL Report](#)

English