

1-2103172-1 ✓ ACTIVE

High Power Connector System

TE Internal #: 1-2103172-1

Housing for Female Terminals, 2 Position, Sealable, Orange, Bus Bar Mount, -40 – 149 °F [-40 – 65 °C], High Power Connector System

[View on TE.com >](#)



Connectors > Automotive Connectors > Automotive Housings



Connector & Housing Type: **Housing for Female Terminals**

Number of Positions: **2**

Sealable: **Yes**

Hybrid Connector: **Yes**

Primary Locking Feature: **Integrated in Housing**

Features

Product Type Features

Connector Shape	Rectangular
Connector & Housing Type	Housing for Female Terminals
Sealable	Yes
Hybrid Connector	Yes
Primary Locking Feature	Integrated in Housing

Configuration Features

Number of Positions	2
Number of Rows	1

Electrical Characteristics

Operating Voltage	450 VDC
Nominal Voltage Architecture	12 V, 24 V, 42 V, 48 V, 80 V, 90 V, 125 V, 240 V

Body Features

Cable Exit Angle	Other
Primary Product Color	Orange



Mechanical Attachment

Terminal Position Assurance	No
Strain Relief	Without
Mating Alignment Type	Polarized
Mating Alignment	With
Connector Mounting Type	Bus Bar Mount

Housing Features

Housing Material	PA GF
------------------	-------

Dimensions

Connector Height	109.9 mm[4.32 in]
Product Width	58.9 mm[2.31 in]
Product Length	111.2 mm[4.37 in]

Usage Conditions

Operating Temperature Range	-40 – 65 °C[-40 – 149 °F]
-----------------------------	---------------------------

Packaging Features

Packaging Quantity	9
Packaging Method	Package

Other

Serviceable	No
Connector Position Assurance Capable	Yes

Product Compliance

[For compliance documentation, visit the product page on TE.com>](#)

EU RoHS Directive 2011/65/EU	Compliant with Exemptions
EU ELV Directive 2000/53/EC	Compliant
China RoHS 2 Directive MIIT Order No 32, 2016	Restricted Materials Above Threshold
EU REACH Regulation (EC) No. 1907/2006	Current ECHA Candidate List: JAN 2023 (233) Candidate List Declared Against: JUNE 2022 (224) Does not contain REACH SVHC
Halogen Content	Low Bromine/Chlorine - Br and Cl < 900 ppm per homogenous material. Also BFR /CFR/PVC Free

Solder Process Capability

Not applicable for solder process capability

Product Compliance Disclaimer


This information is provided based on reasonable inquiry of our suppliers and represents our current actual knowledge based on the information they provided. This information is subject to change. The part numbers that TE has identified as EU RoHS compliant have a maximum concentration of 0.1% by weight in homogenous materials for lead, hexavalent chromium, mercury, PBB, PBDE, DBP, BBP, DEHP, DIBP, and 0.01% for cadmium, or qualify for an exemption to these limits as defined in the Annexes of Directive 2011/65/EU (RoHS2). Finished electrical and electronic equipment products will be CE marked as required by Directive 2011/65/EU. Components may not be CE marked. Additionally, the part numbers that TE has identified as EU ELV compliant have a maximum concentration of 0.1% by weight in homogenous materials for lead, hexavalent chromium, and mercury, and 0.01% for cadmium, or qualify for an exemption to these limits as defined in the Annexes of Directive 2000/53/EC (ELV). Regarding the REACH Regulation, the information TE provides on SVHC in articles for this part number is based on the latest European Chemicals Agency (ECHA) 'Guidance on requirements for substances in articles' posted at this URL: <https://echa.europa.eu/guidance-documents/guidance-on-reach>

Compatible Parts




TE Part # 1-1587987-1
RECEPTACLE ASSEMBLY, 350A, MSD


Also in the Series | High Power Connector System




Automotive Connector Caps & Covers (4)



Automotive Connector EMC Shielding (4)



Automotive Housings(7)



Other Automotive Connector Accessories(10)

Customers Also Bought



TE Part #5-1879075-0
THS25 2K2 5%



TE Part #5-2337992-3
RJ45 JACK MAG. POE 10/100 LED 1X1 INV.



TE Part #2-1393123-4
KHU-17A11-120=KH



TE Part #M902-2131
BKS HL, 3SZ, CBL SZ .187-.300, HD10



Documents

Product Drawings

Plug Assembly, 350A, MSD

English

CAD Files

3D PDF

3D

Customer View Model

[ENG_CVM_CVM_1-2103172-1_E.2d_dxf.zip](#)

English

Customer View Model

[ENG_CVM_CVM_1-2103172-1_E.3d_igs.zip](#)

English

Customer View Model

[ENG_CVM_CVM_1-2103172-1_E.3d_stp.zip](#)

English

By downloading the CAD file I accept and agree to the [Terms and Conditions](#) of use.

Product Specifications

Product Specification

English

Instruction Sheets

Instruction Sheet (U.S.)

English

Instruction Sheet (U.S.)

English

1-2103172-1

Housing for Female Terminals, 2 Position, Sealable, Orange, Bus Bar Mount, -40 – 149
°F [-40 – 65 °C], High Power Connector System

