

1-1969729-0 ✓ ACTIVE



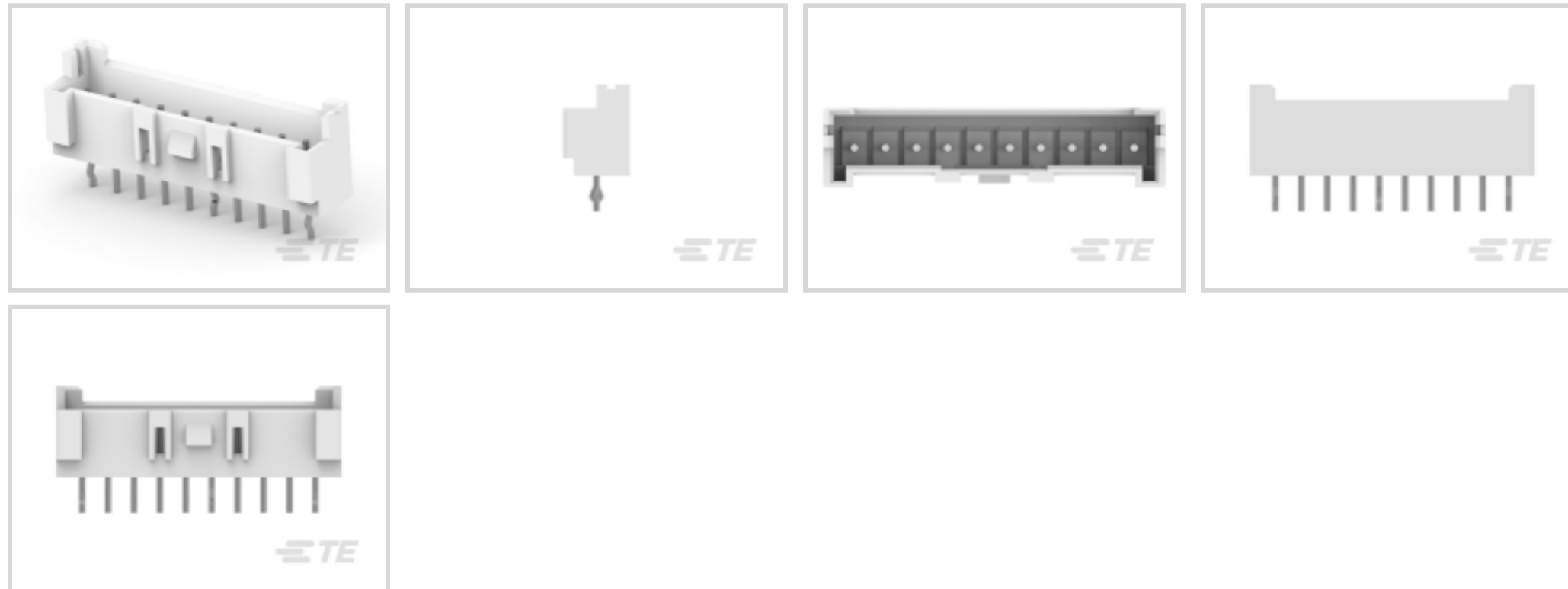
Economy Power 2.5

TE Internal #: 1-1969729-0

Rectangular Power Connectors, Header, Plug, Wire-to-Board / Wire-to-Wire, 10 Position, 2.5 mm [.098 in] Centerline, Economy Power 2.5

[View on TE.com >](#)

Connectors > Power Connectors > Rectangular Power > Rectangular Power Connectors



Rectangular Power Connector Type: **Header**

Connector & Housing Type: **Plug**

Connector System: **Wire-to-Board, Wire-to-Wire**

Number of Positions: **10**

Centerline (Pitch): **2.5 mm [.098 in]**

Features

Product Type Features

Header Type	Fully Shrouded
Rectangular Power Connector Type	Header
Connector & Housing Type	Plug
Connector System	Wire-to-Board, Wire-to-Wire
Sealable	No
Connector & Contact Terminates To	Printed Circuit Board

Configuration Features

Number of Columns	10
Number of Loaded Positions	10
Number of Positions	10
PCB Mount Orientation	Vertical
Number of Power Positions	10
Number of Rows	1

Electrical Characteristics



Operating Voltage	250 VAC
-------------------	---------

Contact Features

Contact Layout	Inline
----------------	--------

Contact Mating Area Plating Material	Tin
--------------------------------------	-----

Contact Underplating Material	Nickel
-------------------------------	--------

Contact Base Material	Brass
-----------------------	-------

Contact Current Rating (Max)	4.2 A
------------------------------	-------

Contact Retention Within Housing	Without
----------------------------------	---------

Contact Type	Pin
--------------	-----

PCB Contact Termination Area Plating Material	Tin
---	-----

Contact Mating Area Plating Material Thickness	2.032 μ m[80 μ in]
--	----------------------------

Termination Features

Termination Method to Printed Circuit Board	Through Hole - Solder
---	-----------------------

Mechanical Attachment

Mating Alignment Type	Polarization
-----------------------	--------------

Mating Alignment	With
------------------	------

PCB Mount Retention	With
---------------------	------

PCB Mount Retention Type	Kinked Legs
--------------------------	-------------

Connector Mounting Type	Board Mount
-------------------------	-------------

Housing Features

Centerline (Pitch)	2.5 mm[.098 in]
--------------------	-----------------

Housing Color	Natural
---------------	---------

Housing Material	PBT GF30
------------------	----------

Dimensions

Connector Height	8.8 mm[.346 in]
------------------	-----------------

Product Width	6.4 mm[.251 in]
---------------	-----------------

Product Length	27.5 mm[1.08 in]
----------------	------------------

Usage Conditions

Operating Temperature Range	-55 – 105 °C[-67 – 221 °F]
-----------------------------	----------------------------

Operation/Application

Shielded	No
----------	----

Circuit Application	Power
---------------------	-------



Industry Standards

UL Rating	Recognized
Compatible With Agency/Standards Products	UL
UL Flammability Rating	UL 94V-0
Glow Wire Rating	Standard Part - Not Glow Wire

Packaging Features

Packaging Quantity	500
Packaging Method	Bag

Product Compliance

[For compliance documentation, visit the product page on TE.com>](#)

EU RoHS Directive 2011/65/EU	Compliant
EU ELV Directive 2000/53/EC	Compliant
China RoHS 2 Directive MIIT Order No 32, 2016	No Restricted Materials Above Threshold
EU REACH Regulation (EC) No. 1907/2006	Current ECHA Candidate List: JUNE 2023 (235) Candidate List Declared Against: JUL 2017 (174) SVHC > Threshold: Not Yet Reviewed
Halogen Content	Not Low Halogen - contains Br or Cl > 900 ppm.
Solder Process Capability	Not reviewed for solder process capability

Product Compliance Disclaimer

This information is provided based on reasonable inquiry of our suppliers and represents our current actual knowledge based on the information they provided. This information is subject to change. The part numbers that TE has identified as EU RoHS compliant have a maximum concentration of 0.1% by weight in homogenous materials for lead, hexavalent chromium, mercury, PBB, PBDE, DBP, BBP, DEHP, DIBP, and 0.01% for cadmium, or qualify for an exemption to these limits as defined in the Annexes of Directive 2011/65/EU (RoHS2). Finished electrical and electronic equipment products will be CE marked as required by Directive 2011/65/EU. Components may not be CE marked. Additionally, the part numbers that TE has identified as EU ELV compliant have a maximum concentration of 0.1% by weight in homogenous materials for lead, hexavalent chromium, and mercury, and 0.01% for cadmium, or qualify for an exemption to these limits as defined in the Annexes of Directive 2000/53/EC (ELV). Regarding the REACH Regulations, TE's information on SVHC in articles for this part number is still based on the European Chemical Agency (ECHA) 'Guidance on requirements for substances in articles' (Version: 2, April 2011), applying the 0.1% weight on weight concentration threshold at the finished product level. TE is aware of the European Court of Justice ruling of September 10th, 2015 also known as O5A (Once An Article Always An Article) stating that, in case of 'complex object', the threshold for a SVHC must be applied to both the product as a whole and simultaneously to each of the articles forming part of its composition. TE has evaluated this ruling based on the new ECHA "Guidance on requirements for substances in articles" (June 2017, version 4.0) and will be updating its statements accordingly.

Compatible Parts




TE Part # 1744439-3
EP2.5 Shrd HDR ASSY 3P VERT, GW



TE Part # 1-1969730-4
EP2.5 SHROUDED HDR ASSY 14P VERTICAL



TE Part # 1-2132415-5
EP2.5 Shrouded HDR ASSY 15P VERT w/o boss



TE Part # 1744439-2
EP2.5 Shrd HDR ASSY 2P VERT, GW



TE Part # 1744439-4
EP2.5 Shrd HDR ASSY 4P VERT, GW



TE Part # 1969729-7
EP2.5 Shrouded HDR ASSY 7P VERT w /o boss



TE Part # 1-1969730-0
EP2.5 SHROUDED HDR ASSY 10P VERTICAL



TE Part # 1-1969730-2
EP2.5 SHROUDED HDR ASSY 12P VERTICAL



TE Part # 1969729-2
EP2.5 Shrouded HDR ASSY 2P VERT w /o boss



TE Part # 1969729-3
EP2.5 Shrouded HDR ASSY 3P VERT w /o boss



TE Part # 1969729-4
EP2.5 Shrouded HDR ASSY 4P VERT w /o boss




TE Part # 1969729-5
EP2.5 Shrouded HDR ASSY 5P VERT w /o boss



TE Part # 1969729-9
EP2.5 Shrouded HDR ASSY 9P VERT w /o boss

Also in the Series | Economy Power 2.5




Connector Contacts(6)




Connector Hardware(49)



PCB Headers & Receptacles(494)



Rectangular Power Connectors(43)



Wire-to-Board Connector Assemblies & Housings(311)

Customers Also Bought

TE Part #DT04-2P
REC, 2P, GRY, NTE Part #DT06-2S
PLG, 2P, GRY, NTE Part #W2P
Wedgelocks: DEUTSCH DTTE Part #0462-201-16141
DEUTSCH Solid ContactsTE Part #282104-1
AMP SUPERSEAL 1.5MM,
CONNECTOR HOUSINGTE Part #281934-2
SINGLE WIRE SEAL

Documents

Product Drawings

[EP2.5 Shrouded HDR ASSY 10P VERT w/oboss](#)

English

CAD Files

[3D PDF](#)

3D

Customer View Model

[ENG_CVM_CVM_1-1969729-0_A.2d_dxf.zip](#)

English

Customer View Model

[ENG_CVM_CVM_1-1969729-0_A.3d_igs.zip](#)

English

Customer View Model

[ENG_CVM_CVM_1-1969729-0_A.3d_stp.zip](#)

English

By downloading the CAD file I accept and agree to the [Terms and Conditions](#) of use.



Product Specifications

Application Specification

English

Agency Approvals

UL Report

English