



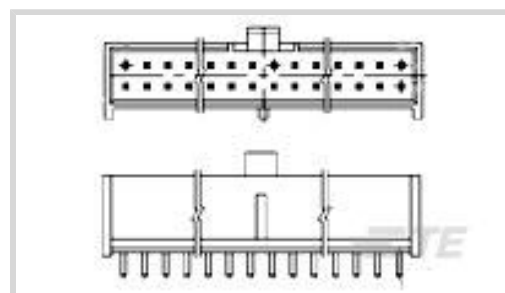
## FLEXPAC

TE Internal #: 1-1658549-5

FFC Connectors, Header, Wire-to-Board, 20 Position, 2.54 mm [.1 in] Centerline, 2 Row, Vertical, Pin, Package, Mating Retention, Printed Circuit Board

[View on TE.com >](#)

Connectors > PCB Connectors > Wire-to-Board Connectors > FFC, FPC & Ribbon Connectors > FFC Connectors

FFC Connector Product Type: **Header**Connector System: **Wire-to-Board**Number of Positions: **20**Centerline (Pitch): **2.54 mm [.1 in]**Number of Rows: **2**

## Features

### Product Type Features

Connector & Housing Type	Plug
FFC Connector Product Type	Header
Connector System	Wire-to-Board
Sealable	No
Connector & Contact Terminates To	Printed Circuit Board
Insertion Force Type	Zero Insertion Force (ZIF)

### Configuration Features

Number of Positions	20
Number of Rows	2
PCB Mount Orientation	Vertical

### Contact Features

Contact Layout	Inline
PCB Contact Termination Area Plating Material Thickness	2.54 $\mu\text{m}$ [100 $\mu\text{in}$ ]
Contact Mating Area Plating Material Thickness	.76 $\mu\text{m}$ [30 $\mu\text{in}$ ]
Contact Mating Area Plating Material	Gold
PCB Contact Termination Area Plating Material	Tin
Contact Base Material	Phosphor Bronze
Contact Type	Pin



Contact Current Rating (Max)	2 A
------------------------------	-----

### Termination Features

Termination Post & Tail Length	2.54 mm [.1 in]
Termination Method to Printed Circuit Board	Through Hole - Solder

### Mechanical Attachment

Mating Alignment Type	Polarization
PCB Mount Alignment	Without
PCB Mount Retention	Without
Mating Retention Type	Detent Window
Mating Retention	With
Mating Alignment	With
Panel Mount Feature	Without
Connector Mounting Type	Board Mount

### Housing Features

Housing Material	Nylon
Centerline (Pitch)	2.54 mm [.1 in]
FFC Cable Entry	Vertical
Housing Color	Blue

### Dimensions

PCB Thickness (Recommended)	1.57 mm [.062 in]
Row-to-Row Spacing	2.54 mm [.1 in]

### Usage Conditions

Operating Temperature Range	-55 – 105 °C [-67 – 221 °F]
-----------------------------	-----------------------------

### Operation/Application

Circuit Application	Signal
---------------------	--------

### Industry Standards

UL Flammability Rating	UL 94V-0
------------------------	----------

### Packaging Features

Packaging Quantity	50
Packaging Method	Package

### Product Compliance

[For compliance documentation, visit the product page on TE.com>](#)

EU RoHS Directive 2011/65/EU	Compliant
EU ELV Directive 2000/53/EC	Compliant
China RoHS 2 Directive MIIT Order No 32, 2016	No Restricted Materials Above Threshold
EU REACH Regulation (EC) No. 1907/2006	Current ECHA Candidate List: JUNE 2022 (224) Candidate List Declared Against: JUNE 2022 (224) Does not contain REACH SVHC
Halogen Content	Low Halogen - Br, Cl, F, I < 900 ppm per homogenous material. Also BFR/CFR/PVC Free
Solder Process Capability	Wave solder capable to 265°C

#### Product Compliance Disclaimer

This information is provided based on reasonable inquiry of our suppliers and represents our current actual knowledge based on the information they provided. This information is subject to change. The part numbers that TE has identified as EU RoHS compliant have a maximum concentration of 0.1% by weight in homogenous materials for lead, hexavalent chromium, mercury, PBB, PBDE, DBP, BBP, DEHP, DIBP, and 0.01% for cadmium, or qualify for an exemption to these limits as defined in the Annexes of Directive 2011/65/EU (RoHS2). Finished electrical and electronic equipment products will be CE marked as required by Directive 2011/65/EU. Components may not be CE marked. Additionally, the part numbers that TE has identified as EU ELV compliant have a maximum concentration of 0.1% by weight in homogenous materials for lead, hexavalent chromium, and mercury, and 0.01% for cadmium, or qualify for an exemption to these limits as defined in the Annexes of Directive 2000/53/EC (ELV). Regarding the REACH Regulation, the information TE provides on SVHC in articles for this part number is based on the latest European Chemicals Agency (ECHA) 'Guidance on requirements for substances in articles' posted at this URL: <https://echa.europa.eu/guidance-documents/guidance-on-reach>

## Compatible Parts



## Customers Also Bought



TE Part #2-292173-6  
CT BOX HDR H SMT 6P O/TAPE BLA



TE Part #1625827-8  
TL3A R033 1%



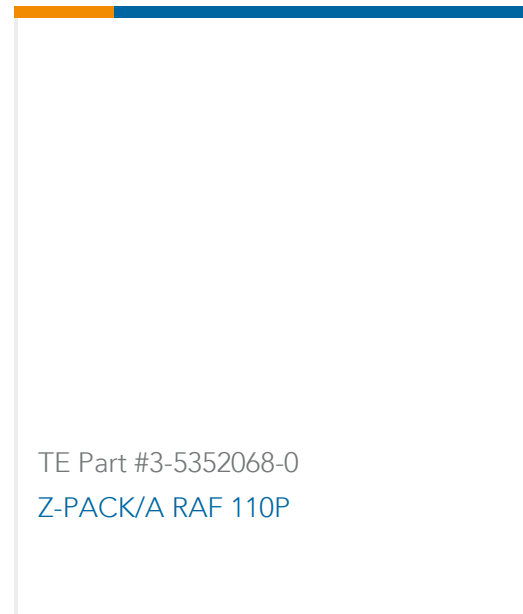
TE Part #3-2176348-8  
CRGCQ 2010 1M5 5%



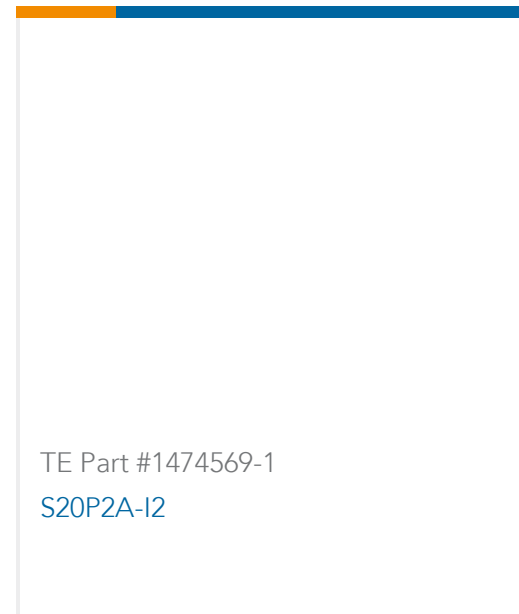
TE Part #953440-3  
6pos MQS .63 header 90deg



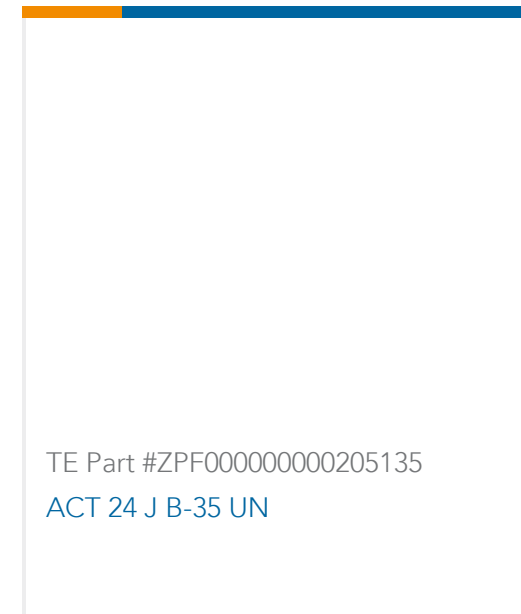
TE Part #2-2170754-9  
CAGE ASSY, QSFP28 1X1, GASKET,  
HS, LP



TE Part #3-5352068-0  
Z-PACK/A RAF 110P



TE Part #1474569-1  
S20P2A-I2



TE Part #ZPF000000000205135  
ACT 24 J B-35 UN

## Documents

### Product Drawings

[FPH-2022G=FLXPAC HDR P 20 ST LF](#)

English

### CAD Files

#### Customer View Model

[ENG\\_CVM\\_CVM\\_1-1658549-5\\_C.2d\\_dxf.zip](#)

English

#### 3D PDF

3D

#### Customer View Model

[ENG\\_CVM\\_CVM\\_1-1658549-5\\_C.3d\\_igs.zip](#)

English

#### Customer View Model

[ENG\\_CVM\\_CVM\\_1-1658549-5\\_C.3d\\_stp.zip](#)

English

By downloading the CAD file I accept and agree to the [Terms and Conditions](#) of use.

### Product Specifications

[Product Specification](#)

English

### Product Environmental Compliance

[MD\\_1-1658549-5\\_10012015123\\_dmtec](#)

English

[MD\\_1-1658549-5\\_10012015123\\_dmtec](#)

English

1-1658549-5

FFC Connectors, Header, Wire-to-Board, 20 Position, 2.54 mm [.1 in] Centerline, 2 Row, Vertical, Pin, Package, Mating Retention, Printed Circuit Board

