



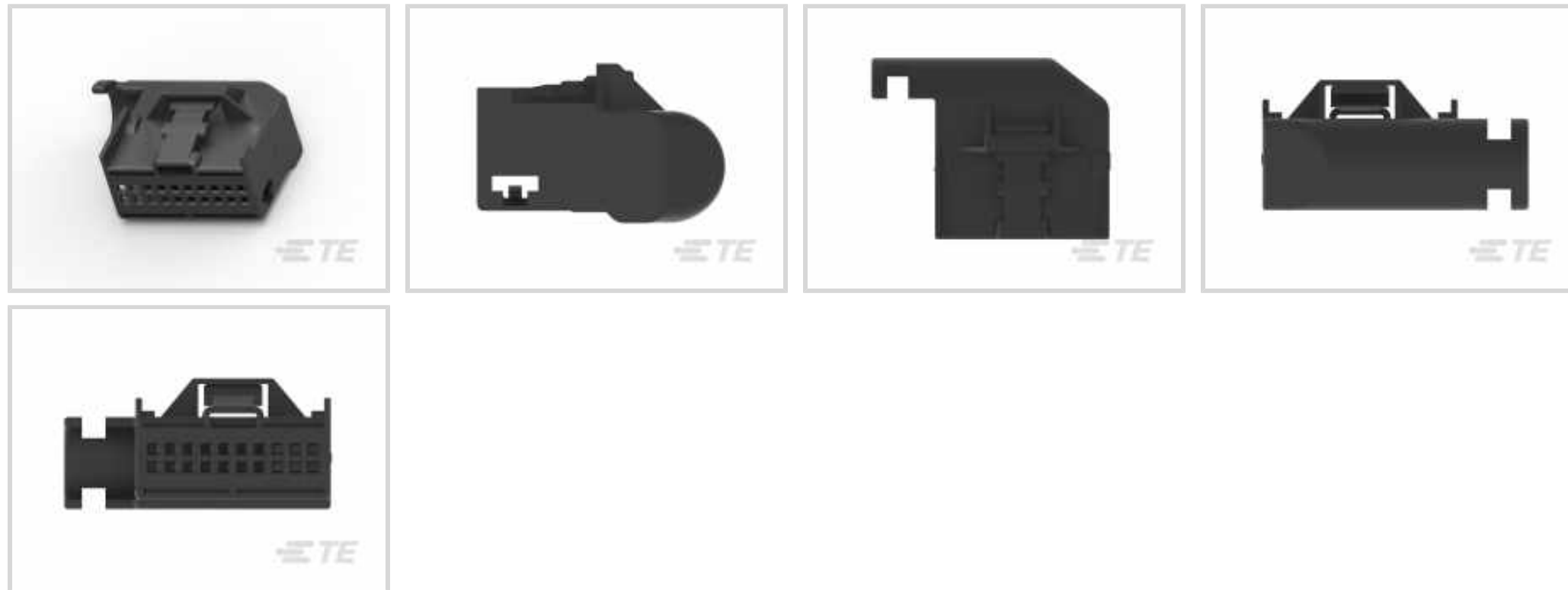
MQS

TE Internal #: 1-1534099-1

Automotive Connector Caps & Covers, Cover - Cable Exit, Black, PBT GF, -40 – 176 °F [-40 – 80 °C], MQS

[View on TE.com >](#)

Connectors > Automotive Connectors > Automotive Connector Accessories > Automotive Connector Caps & Covers



Protection & Strain Relief Accessory Type: **Cover - Cable Exit**

Strain Relief: **With**

Primary Product Color: **Black**

Primary Product Material: **PBT GF**

Operating Temperature (Max): **70 °C, 75 °C, 80 °C [158 °F, 167 °F, 176 °F]**

Features

Product Type Features

Protection & Strain Relief Accessory Type	Cover - Cable Exit
---	--------------------

Body Features

Primary Product Color	Black
Primary Product Material	PBT GF

Mechanical Attachment

Strain Relief	With
---------------	------

Usage Conditions

Operating Temperature (Max)	70 °C, 75 °C, 80 °C [158 °F][167 °F][176 °F]
Operating Temperature Range	-40 – 80 °C [-40 – 176 °F]

Industry Standards

UL Flammability Rating	UL 94HB
------------------------	---------

Packaging Features

Packaging Method	Carton
------------------	--------

Other

Serviceable	Yes
-------------	-----

Product Compliance

[For compliance documentation, visit the product page on TE.com>](#)

EU RoHS Directive 2011/65/EU	Compliant
EU ELV Directive 2000/53/EC	Compliant
China RoHS 2 Directive MIIT Order No 32, 2016	No Restricted Materials Above Threshold
EU REACH Regulation (EC) No. 1907/2006	Current ECHA Candidate List: JAN 2023 (233) Candidate List Declared Against: JAN 2023 (233) Does not contain REACH SVHC
Halogen Content	Low Halogen - Br, Cl, F, I < 900 ppm per homogenous material. Also BFR/CFR/PVC Free
Solder Process Capability	Not applicable for solder process capability

Product Compliance Disclaimer

This information is provided based on reasonable inquiry of our suppliers and represents our current actual knowledge based on the information they provided. This information is subject to change. The part numbers that TE has identified as EU RoHS compliant have a maximum concentration of 0.1% by weight in homogenous materials for lead, hexavalent chromium, mercury, PBB, PBDE, DBP, BBP, DEHP, DIBP, and 0.01% for cadmium, or qualify for an exemption to these limits as defined in the Annexes of Directive 2011/65/EU (RoHS2). Finished electrical and electronic equipment products will be CE marked as required by Directive 2011/65/EU. Components may not be CE marked. Additionally, the part numbers that TE has identified as EU ELV compliant have a maximum concentration of 0.1% by weight in homogenous materials for lead, hexavalent chromium, and mercury, and 0.01% for cadmium, or qualify for an exemption to these limits as defined in the Annexes of Directive 2000/53/EC (ELV). Regarding the REACH Regulation, the information TE provides on SVHC in articles for this part number is based on the latest European Chemicals Agency (ECHA) 'Guidance on requirements for substances in articles' posted at this URL: <https://echa.europa.eu/guidance-documents/guidance-on-reach>

Compatible Parts



Also in the Series | **MQS**



Automotive Connector Caps & Covers (132)



Automotive Connector EMC Shielding (2)



Automotive Connector Locks & Position Assurance(28)



Automotive Housings(491)



Automotive Seals & Cavity Plugs(26)



Automotive Terminals(96)



Insertion & Extraction Tools(42)



Other Automotive Connector Accessories(13)



PCB Headers & Receptacles(209)

Customers Also Bought



TE Part #1394910-2
SHIELD, 60POSN. RECEPTACLE
HOUSING



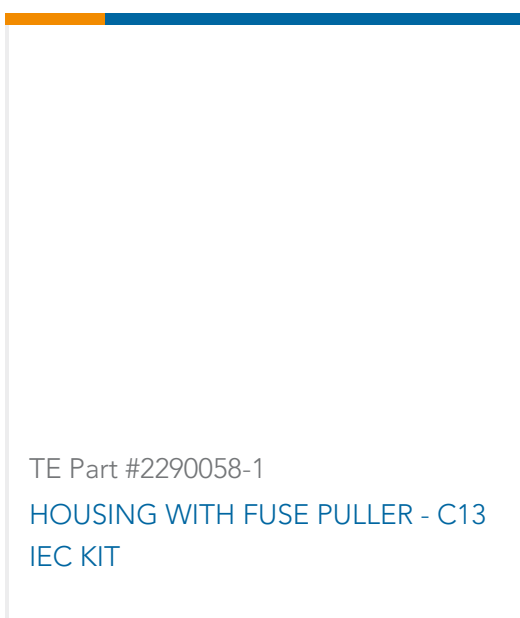
TE Part #2317017-1
PCON 21, TERMINAL, UNSLD, CB,
90DEG



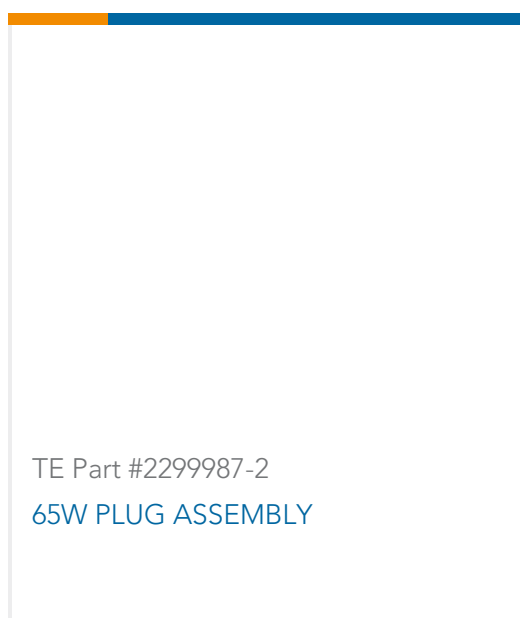
TE Part #2320014-1
14POS, NANOMQS, REC HSG, COD A



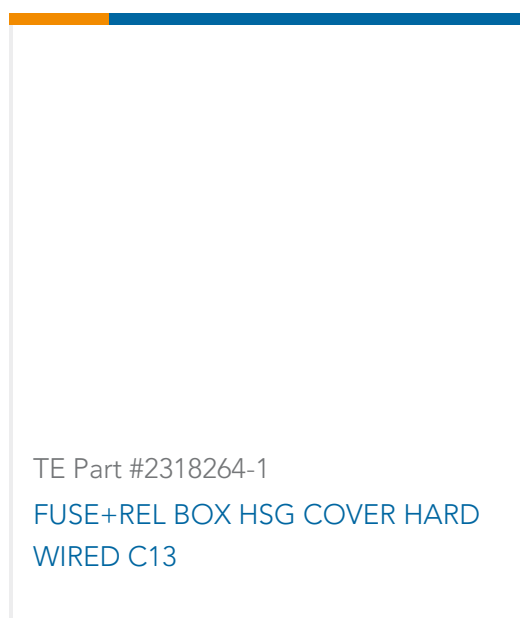
TE Part #2-2356164-1
DFLZM EGTS



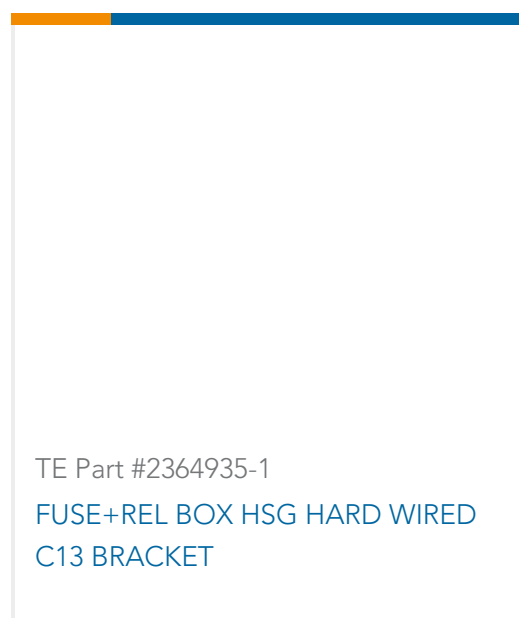
TE Part #2290058-1
HOUSING WITH FUSE PULLER - C13
IEC KIT



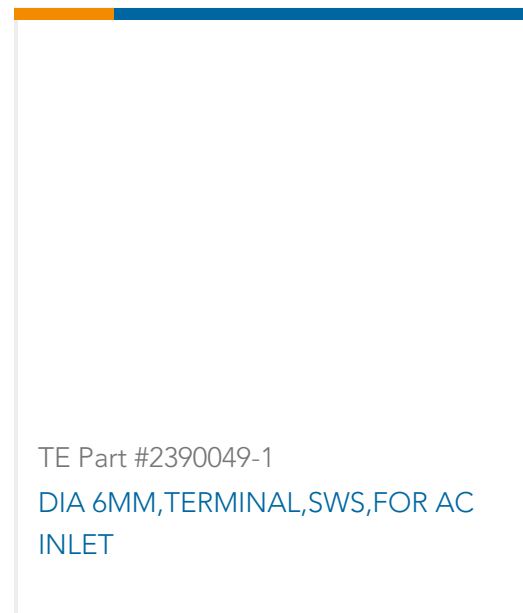
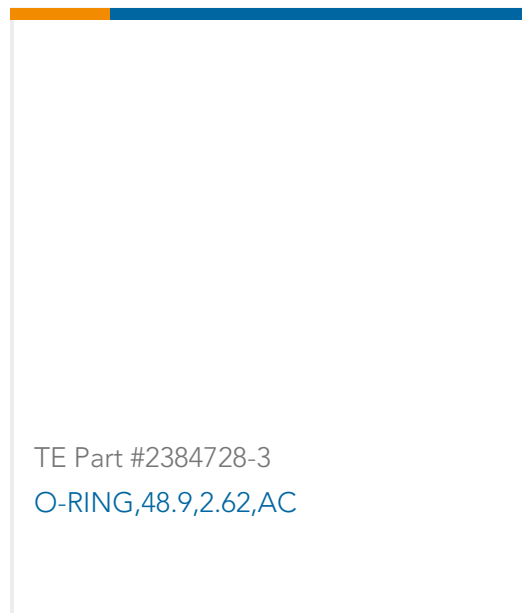
TE Part #2299987-2
65W PLUG ASSEMBLY



TE Part #2318264-1
FUSE+REL BOX HSG COVER HARD
WIRED C13



TE Part #2364935-1
FUSE+REL BOX HSG HARD WIRED
C13 BRACKET



Documents

Product Drawings

[MQS ABDECKKAPP2X10P](#)

English

CAD Files

[3D PDF](#)

3D

Customer View Model

[ENG_CVM_CVM_1-1534099-1_A.2d_dxf.zip](#)

English

Customer View Model

[ENG_CVM_CVM_1-1534099-1_A.3d_igs.zip](#)

English

Customer View Model

[ENG_CVM_CVM_1-1534099-1_A.3d_stp.zip](#)

English

By downloading the CAD file I accept and agree to the [Terms and Conditions](#) of use.

Product Specifications

[Application Specification](#)

English