



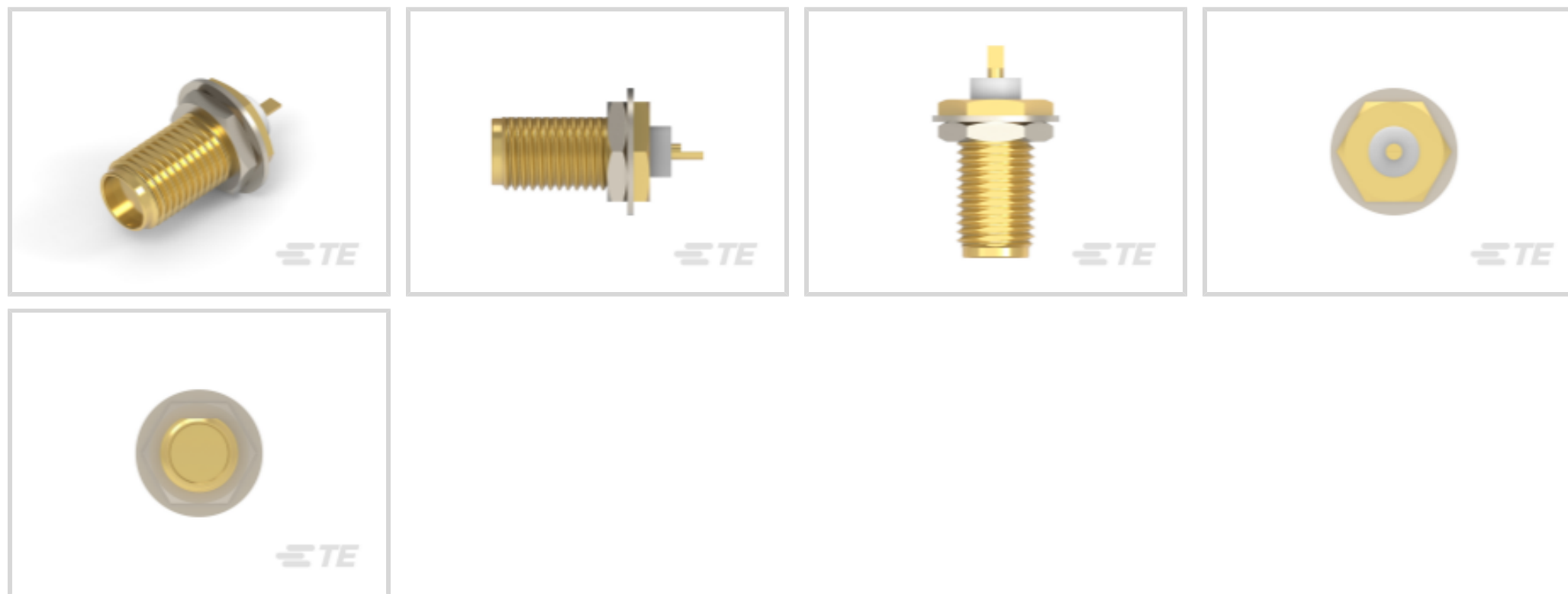
AMP SMA

TE Internal #: 1-1478966-0

SMA RF Interface, Receptacle, 50 Ω, Threaded, 26 GHz Operating Frequency, Cable-to-Panel, 1 Position, Panel Mount, AMP SMA

[View on TE.com >](#)

Connectors > RF Connectors > Coax Connectors



RF Interface: **SMA**

RF Connector Style: **Receptacle**

RF Connector Mated Outer Diameter (Approximate): **6.35 mm [ .25 in ]**

Impedance: **50 Ω**

RF Connector Coupling Mechanism: **Threaded**

**Features**

**Product Type Features**

Connector Product Type	Connector Assembly
RF Interface	SMA
RF Connector Style	Receptacle
Connector System	Cable-to-Panel
Sealable	No

**Configuration Features**

Number of Positions	1
Number of Coaxial Contacts	1

**Electrical Characteristics**

Impedance	50 Ω
-----------	------

**Body Features**

Cable Connector Orientation	Straight
Body Material	Stainless Steel
Body Material Finish	Plated



Body Plating Material	Gold
-----------------------	------

### Contact Features

RF Connector Center Contact Underplating Material	Copper
RF Connector Contact Configuration	Captivated Contacts
RF Connector Center Contact Plating Material	Gold
RF Connector Center Contact Material	Beryllium Copper

### Termination Features

Termination Method to Wire & Cable	Solder Terminal
------------------------------------	-----------------

### Mechanical Attachment

Panel Attachment Style	Rear Mount
RF Connector Coupling Mechanism	Threaded
Connector Mounting Type	Panel Mount
RF Contact Captivation Method	Solder
Detent	Without

### Dimensions

Panel Thickness (Recommended)	3.2 mm[.126 in]
Product Length	17 mm[.669 in]
RF Connector Mated Outer Diameter (Approximate)	6.35 mm[.25 in]

### Usage Conditions

Operating Temperature Range	-65 – 165 °C[-85 – 329 °F]
-----------------------------	----------------------------

### Operation/Application

Operating Frequency	26 GHz
---------------------	--------

### Packaging Features

Packaging Quantity	100
Packaging Method	Box

### Other

Lockwasher Material	Mild Steel
Grade	Professional
Dielectric Material	PTFE

### Product Compliance

[For compliance documentation, visit the product page on TE.com>](#)



EU RoHS Directive 2011/65/EU	Compliant with Exemptions
EU ELV Directive 2000/53/EC	Compliant with Exemptions
China RoHS 2 Directive MIIT Order No 32, 2016	Restricted Materials Above Threshold
EU REACH Regulation (EC) No. 1907/2006	Current ECHA Candidate List: JUNE 2023 (235) Candidate List Declared Against: JAN 2022 (223) SVHC > Threshold: Pb (.35% in Component Part) <b>Article Safe Usage Statements:</b> Do not eat, drink or smoke when using this product. Wash thoroughly after handling. Recycle if possible and dispose of the article by following all applicable governmental regulations relevant to your geographic location.
Halogen Content	Low Bromine/Chlorine - Br and Cl < 900 ppm per homogenous material. Also BFR /CFR/PVC Free
Solder Process Capability	Wave solder capable to 265°C

Product Compliance Disclaimer

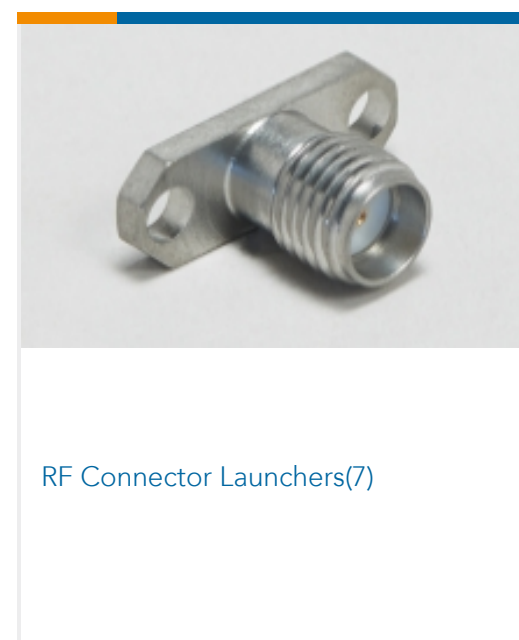





This information is provided based on reasonable inquiry of our suppliers and represents our current actual knowledge based on the information they provided. This information is subject to change. The part numbers that TE has identified as EU RoHS compliant have a maximum concentration of 0.1% by weight in homogenous materials for lead, hexavalent chromium, mercury, PBB, PBDE, DBP, BBP, DEHP, DIBP, and 0.01% for cadmium, or qualify for an exemption to these limits as defined in the Annexes of Directive 2011/65/EU (RoHS2). Finished electrical and electronic equipment products will be CE marked as required by Directive 2011/65/EU. Components may not be CE marked. Additionally, the part numbers that TE has identified as EU ELV compliant have a maximum concentration of 0.1% by weight in homogenous materials for lead, hexavalent chromium, and mercury, and 0.01% for cadmium, or qualify for an exemption to these limits as defined in the Annexes of Directive 2000/53/EC (ELV). Regarding the REACH Regulation, the information TE provides on SVHC in articles for this part number is based on the latest European Chemicals Agency (ECHA) 'Guidance on requirements for substances in articles' posted at this URL: <https://echa.europa.eu/guidance-documents/guidance-on-reach>

## Compatible Parts






Also in the Series | AMP SMA






RF Terminators(1)

## Customers Also Bought



TE Part #11032563-00  
44006RC,THERM,ROHS



TE Part #592387J001  
V2-4.0-0-SP-SM



TE Part #1623776-9  
MPC5 200R 5%



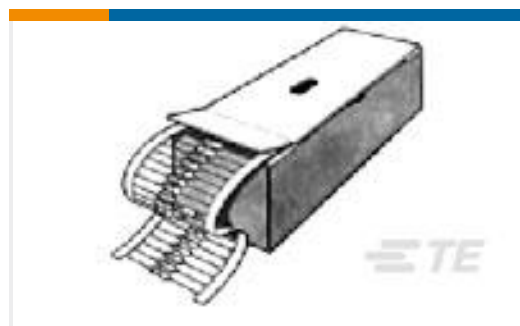
TE Part #2141265-4  
COVER,SEAL



TE Part #1-2176280-2  
CPF 0402 133K 0.1% 25PPM 1K RL



TE Part #1623231-1  
CRG0805 1% 470K



TE Part #2176082-8  
EP 3W (S) 150R 5%



TE Part #1-2176088-8  
RP 1J 0.166W 1K13 0.1% 25PPM 1K RL



TE Part #7-2176373-3  
RQ 0805 56R2 0.1% 10PPM 1K RL

## Documents

### Product Drawings

[SMA B/HD SKT RCPT GSS](#)

English

### CAD Files

[3D PDF](#)

[3D](#)

### Customer View Model

[ENG\\_CVM\\_CVM\\_1-1478966-0\\_A.2d\\_dxf.zip](#)



English

**Customer View Model**

[ENG\\_CVM\\_CVM\\_1-1478966-0\\_A.3d\\_igs.zip](#)

English

**Customer View Model**

[ENG\\_CVM\\_CVM\\_1-1478966-0\\_A.3d\\_stp.zip](#)

English

By downloading the CAD file I accept and agree to the [Terms and Conditions](#) of use.

---

## Product Specifications

[Product Specification](#)

English

---

## Product Environmental Compliance

[TE Material Declaration](#)

English