




Relays & Contactors > Relays > Power Relays



Power Relay Type: **Standard**

Coil Magnetic System: **Monostable, DC**

Coil Power Rating DC: **245 mW**

Coil Resistance: **2350 Ω**

Coil Voltage Rating: **24 VDC**

Features

Product Type Features

Power Relay Type	Standard
------------------	----------

Electrical Characteristics

Insulation Initial Dielectric Between Coil & Contact Class	4000 V
Insulation Initial Dielectric Between Open Contacts	1000 Vrms
Contact Limiting Making Current	8 A
Contact Limiting Short-Time Current	8 A
Contact Limiting Continuous Current	8 A
Insulation Creepage Class	5.5 – 8 mm
Coil Power Rating Class	200 – 300 mW
Insulation Initial Dielectric Between Contacts & Coil	5000 Vrms
Insulation Creepage Between Contact & Coil	8 mm [.315 in]
Contact Limiting Breaking Current	8 A
Coil Magnetic System	Monostable, DC
Coil Power Rating DC	245 mW



Coil Resistance	2350 Ω
Coil Voltage Rating	24 VDC
Contact Switching Voltage (Max)	400 VAC
Contact Voltage Rating	250 VAC

Body Features

Insulation Special Features	Tracking Index of Relay Base PTI250
Product Weight	8 g[.282 oz]

Contact Features

Contact Plating Material	Gold
Contact Arrangement	1 Form A (NO)
Contact Current Class	16 A
Contact Current Rating (Max)	8 A
Contact Material	AgNi0.15
Contact Number of Poles	1
Relay Terminal Type	PCB-THT

Mechanical Attachment

Relay Mounting Type	Printed Circuit Board
---------------------	-----------------------

Dimensions

Length Class (Mechanical)	25 – 30 mm
Insulation Clearance Class	5 – 8 mm
Height Class (Mechanical)	12 – 13 mm
Insulation Clearance Between Contact & Coil	8 mm[.315 in]
Width Class (Mechanical)	10 – 12 mm
Product Width	10.1 mm[.398 in]
Product Length	28.5 mm[1.122 in]
Product Height	12.3 mm[.484 in]

Usage Conditions

Environmental Ambient Temperature Class	50 – 70 $^{\circ}$ C
Environmental Ambient Temperature (Max)	70 $^{\circ}$ C[158 $^{\circ}$ F]

Packaging Features

Packaging Method	Box & Tube, Tube
------------------	------------------



Product Compliance

[For compliance documentation, visit the product page on TE.com>](#)

EU RoHS Directive 2011/65/EU	Compliant
EU ELV Directive 2000/53/EC	Compliant
China RoHS 2 Directive MIIT Order No 32, 2016	No Restricted Materials Above Threshold
EU REACH Regulation (EC) No. 1907/2006	Current ECHA Candidate List: JUNE 2023 (235) Candidate List Declared Against: JAN 2023 (233) Does not contain REACH SVHC
Halogen Content	Not Low Halogen - contains Br or Cl > 900 ppm.
Solder Process Capability	Wave solder capable to 260°C

Product Compliance Disclaimer

This information is provided based on reasonable inquiry of our suppliers and represents our current actual knowledge based on the information they provided. This information is subject to change. The part numbers that TE has identified as EU RoHS compliant have a maximum concentration of 0.1% by weight in homogenous materials for lead, hexavalent chromium, mercury, PBB, PBDE, DBP, BBP, DEHP, DIBP, and 0.01% for cadmium, or qualify for an exemption to these limits as defined in the Annexes of Directive 2011/65/EU (RoHS2). Finished electrical and electronic equipment products will be CE marked as required by Directive 2011/65/EU. Components may not be CE marked. Additionally, the part numbers that TE has identified as EU ELV compliant have a maximum concentration of 0.1% by weight in homogenous materials for lead, hexavalent chromium, and mercury, and 0.01% for cadmium, or qualify for an exemption to these limits as defined in the Annexes of Directive 2000/53/EC (ELV). Regarding the REACH Regulation, the information TE provides on SVHC in articles for this part number is based on the latest European Chemicals Agency (ECHA) 'Guidance on requirements for substances in articles' posted at this URL: <https://echa.europa.eu/guidance-documents/guidance-on-reach>


Compatible Parts



Customers Also Bought



TE Part #3-5177986-1
0.8FH,P08H.5,040,08/Sn,TR,SC



TE Part #216602-5
5P HV190 FEDERLEIS



TE Part #5-5177986-2
0.8FH,P05H.5,060,30/Sn,TR,SC



TE Part #4-794633-8
18P MICRO MNL ASSY,VRT,SMT,LF



TE Part #4-1546108-5
EUROSTYLE TB,PLUG,GREY,STKG 8P



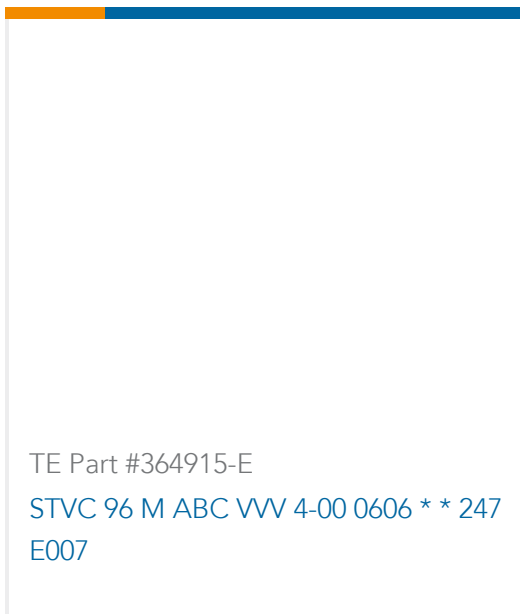
TE Part #234712-E
STVR 96 MI ABC VV 4-00 EE 6,0 * 247 E00



TE Part #254897-E
STVC 96 F ABC VV 7-00 TL 4,0 * 137 E007



TE Part #354793-E
STVC/3 30 F ABC VV 7-00 TL 2,5 * 247 E0



TE Part #364915-E
STVC 96 M ABC VV 4-00 0606 * * 247 E007



TE Part #5536511-3
2MM FB,ASY,096,SIG,REC,EN,3.55

Documents

CAD Files

Customer View Model

[ENG_CVM_CVM_1-1393224-8_D.3d_igs.zip](#)

English

Customer View Model

[ENG_CVM_CVM_1-1393224-8_D.3d_stp.zip](#)

English

Customer View Model

[ENG_CVM_CVM_1-1393224-8_D.2d_dxf.zip](#)

English

3D PDF

3D

By downloading the CAD file I accept and agree to the [Terms and Conditions](#) of use.

Datasheets & Catalog Pages

[Miniature Power PCB Relay RYII](#)

English

Product Specifications



Definitions General Purpose Relays

English

Agency Approvals

VDE Certificate

English