

1-1393203-0 ✓ ACTIVE

SCHRACK | SCHRACK V23148

TE Internal #: 1-1393203-0

General Purpose Power Relay, Monostable, .45 W Coil, 320 ohm
Coil Resistance, 12 VDC Coil Voltage, 1 Form B SPST-NC,
SCHRACK V23148, Power Relays

[View on TE.com >](#)



Relays & Contactors > Relays > Power Relays



Relay Type: **General Purpose Power Relay**

Coil Magnetic System: **Monostable**

Coil Power Rating DC: **.45 W**

Coil Resistance: **320 Ω**

Coil Voltage Rating: **12 VDC**

Features

Product Type Features

Relay Type	General Purpose Power Relay
------------	-----------------------------

Configuration Features

Contact Arrangement	1 Form B SPST-NC
Contact Number of Poles	1

Electrical Characteristics

Insulation Initial Dielectric Between Open Contacts	1000 Vrms
Contact Limiting Making Current	12 A
Contact Limiting Continuous Current	7 A
Insulation Initial Dielectric Between Contacts & Coil	2000 Vrms
Coil Power Rating DC	.45 W
Coil Resistance	320 Ω
Coil Voltage Rating	12 VDC
Contact Current Rating	7 A
Contact Switching Voltage (Max)	400 VAC



Contact Voltage Rating	250 VAC
------------------------	---------

Body Features

Product Weight	9 g[.317 oz]
----------------	--------------

Contact Features

Contact Material	AgNi90/10
------------------	-----------

Termination Features

Relay Connection Type	PCB Termination
-----------------------	-----------------

Terminal Configuration	Solder Pins
------------------------	-------------

Mechanical Attachment

Product Mount Type	Printed Circuit Board
--------------------	-----------------------

Dimensions

Insulation Clearance Between Contact & Coil	2.5 mm[.098 in]
---	-----------------

Insulation Creepage Between Contact & Coil	2.5 mm[.098 in]
--	-----------------

Product Width	16.2 mm[.637 in]
---------------	------------------

Product Length	21.2 mm[.834 in]
----------------	------------------

Product Height	14.9 mm[.586 in]
----------------	------------------

Usage Conditions

Environmental Category of Protection	RTIII
--------------------------------------	-------

Environmental Ambient Temperature (Max)	70 °C[158 °F]
---	---------------

Operating Temperature Range	-25 – 70 °C[-13 – 158 °F]
-----------------------------	---------------------------

Operation/Application

Actuating System	DC
------------------	----

Solder Process	Wave Solder
----------------	-------------

Coil Magnetic System	Monostable
----------------------	------------

Packaging Features

Packaging Method	Carton
------------------	--------

Other

Length Class (Mechanical)	20 – 25 mm
---------------------------	------------

Height Class (Mechanical)	14 – 15 mm
---------------------------	------------

Coil Power Rating Class	.4 – .5 W
-------------------------	-----------

Width Class (Mechanical)	16 – 20 mm
--------------------------	------------



Contact Current Class	5 – 10 A
-----------------------	----------

Product Compliance

[For compliance documentation, visit the product page on TE.com>](#)

EU RoHS Directive 2011/65/EU	Compliant
EU ELV Directive 2000/53/EC	Compliant
China RoHS 2 Directive MIIT Order No 32, 2016	No Restricted Materials Above Threshold
EU REACH Regulation (EC) No. 1907/2006	Current ECHA Candidate List: JUNE 2024 (241) Candidate List Declared Against: JUNE 2024 (241) Does not contain REACH SVHC
Halogen Content	Low Halogen - Br, Cl, F, I < 900 ppm per homogenous material. Also BFR/CFR/PVC Free
Solder Process Capability	Wave solder capable to 260°C


Product Compliance Disclaimer

This information is provided based on reasonable inquiry of our suppliers and represents our current actual knowledge based on the information they provided. This information is subject to change. The part numbers that TE has identified as EU RoHS compliant have a maximum concentration of 0.1% by weight in homogenous materials for lead, hexavalent chromium, mercury, PBB, PBDE, DBP, BBP, DEHP, DIBP, and 0.01% for cadmium, or qualify for an exemption to these limits as defined in the Annexes of Directive 2011/65/EU (RoHS2). Finished electrical and electronic equipment products will be CE marked as required by Directive 2011/65/EU. Components may not be CE marked. Additionally, the part numbers that TE has identified as EU ELV compliant have a maximum concentration of 0.1% by weight in homogenous materials for lead, hexavalent chromium, and mercury, and 0.01% for cadmium, or qualify for an exemption to these limits as defined in the Annexes of Directive 2000/53/EC (ELV). Regarding the REACH Regulation, the information TE provides on SVHC in articles for this part number is based on the latest European Chemicals Agency (ECHA) 'Guidance on requirements for substances in articles' posted at this URL: <https://echa.europa.eu/guidance-documents/guidance-on-reach>

Compatible Parts





Also in the Series | **SCHRACK V23148**



Power Relays(33)

Customers Also Bought

TE Part #HDP24-24-16SE-L015
DEUTSCH HDP20 HousingsTE Part #DTT-20-03
CRIMP TOOLTE Part #K1007153
Toggle Switch 08-1-1-13TE Part #DRC16-70SBE-P013UK
PLG, 70P, BLK, E, SEAL BOND, BTE Part #2-2176245-2
CRGS1206 5% 56RTE Part #K1002956
Toggle Switch 08-4-1-13TE Part #K1008699
Relay 26-60-05TE Part #SRK-PC-080-25-601
PIN, SOLID, SIZE M8, 25mm2, AG

Documents

CAD Files

3D PDF

3D

Customer View Model

[ENG_CVM_CVM_1-1393203-0_A.2d_dxf.zip](#)

English

Customer View Model

[ENG_CVM_CVM_1-1393203-0_A.3d_igs.zip](#)

English

Customer View Model

[ENG_CVM_CVM_1-1393203-0_A.3d_stp.zip](#)

English

By downloading the CAD file I accept and agree to the [Terms and Conditions](#) of use.

Datasheets & Catalog Pages

Power PCB Relay U/UB

English

1-1393203-0

General Purpose Power Relay, Monostable, .45 W Coil, 320 ohm Coil Resistance, 12 VDC Coil Voltage, 1 Form B SPST-NC, SCHRACK V23148, Power Relays



Product Specifications

Definitions [General Purpose Relays](#)

English