

1-1355200-1 ✓ ACTIVE

## AMP MCP 2.8, AMP MCP Connector System


TE Internal #: 1-1355200-1

Housing for Female Terminals, Wire-to-Wire, 2 Position, .236 in [6 mm] Centerline, Sealable, Black, Wire & Cable, Power, Hybrid

[View on TE.com >](#)



Connectors > Automotive Connectors > Automotive Housings > AMP MCP, SEALED CONNECTOR HOUSING



Connector System: **Wire-to-Wire**

Number of Positions: **2**

Connector & Housing Type: **Housing for Female Terminals**

Centerline (Pitch): **6 mm [ .236 in ]**

Sealable: **Yes**

[All AMP MCP, SEALED CONNECTOR HOUSING \(130\)](#)

### Features

#### Product Type Features

Mixed & Hybrid Connector	No
Connector Shape	Rectangular
Connector System	Wire-to-Wire
Connector & Housing Type	Housing for Female Terminals
Sealable	Yes
Connector & Contact Terminates To	Wire & Cable
Primary Locking Feature	On the Terminal

#### Configuration Features

Number of Positions	2
Number of Rows	1

#### Electrical Characteristics

Nominal Voltage Architecture	25 V
------------------------------	------

#### Body Features



Cable Exit Angle	180°
Primary Product Color	Black
Connector & Keying Code	A

#### Contact Features

Contact Size	2.8mm
Contact Type	Receptacle
Mating Tab Width	2.8 mm[.11 in]
Contact Current Rating (Max)	35 A

#### Mechanical Attachment

Terminal Position Assurance	Yes
Strain Relief	Without
Mating Alignment Type	Keyed
Mating Alignment	With
Connector Mounting Type	Cable Mount (Free-Hanging)

#### Housing Features

Housing Material	PA GF
Centerline (Pitch)	6 mm[.236 in]

#### Dimensions

Connector Height	22.7 mm[.894 in]
Product Width	33 mm[1.299 in]
Product Length	25 mm[.984 in]

#### Usage Conditions

Operating Temperature (Max)	70 °C, 75 °C, 80 °C, 85 °C, 90 °C, 100 °C [158 °F][167 °F][176 °F][185 °F][194 °F][212 °F]
Operating Temperature Range	-30 – 100 °C[-22 – 212 °F]

#### Operation/Application

Circuit Application	Power
---------------------	-------

#### Industry Standards

Degree of Protection	IP67
UL Flammability Rating	UL 94HB

#### Packaging Features

--	--



Packaging Quantity	1000
Packaging Method	Container

### Other

Serviceable	Yes
Connector Position Assurance Capable	No

## Product Compliance

[For compliance documentation, visit the product page on TE.com>](#)

EU RoHS Directive 2011/65/EU	Compliant
EU ELV Directive 2000/53/EC	Compliant
China RoHS 2 Directive MIIT Order No 32, 2016	No Restricted Materials Above Threshold
EU REACH Regulation (EC) No. 1907/2006	Current ECHA Candidate List: JAN 2024 (240) Candidate List Declared Against: JAN 2024 (240) Does not contain REACH SVHC
Halogen Content	BFR/CFR/PVC Free, but Br/Cl >900 ppm in other sources.
Solder Process Capability	Not applicable for solder process capability

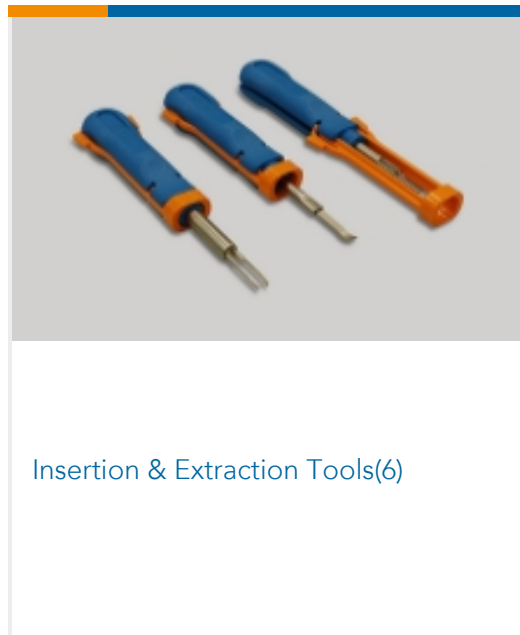

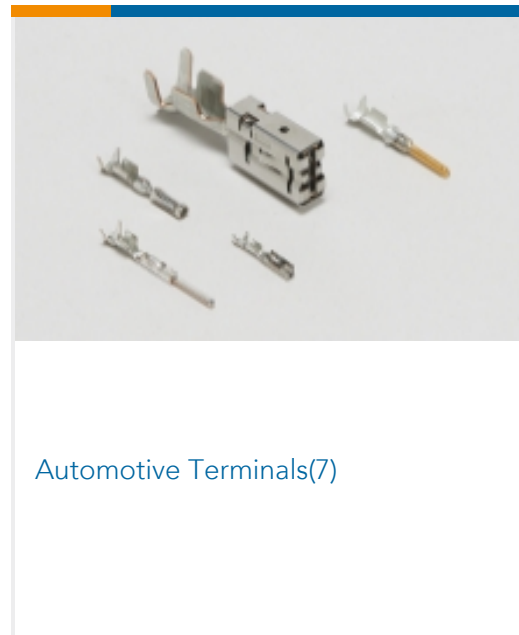
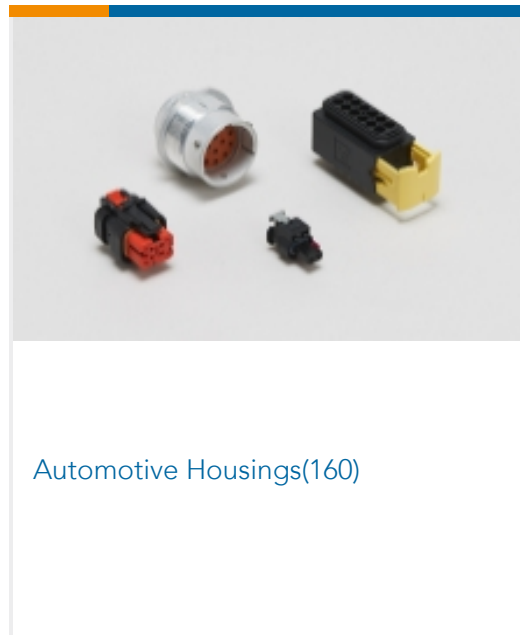
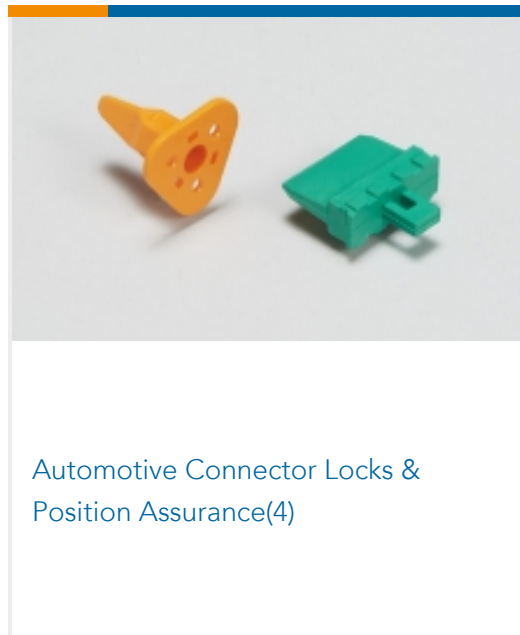

#### Product Compliance Disclaimer

This information is provided based on reasonable inquiry of our suppliers and represents our current actual knowledge based on the information they provided. This information is subject to change. The part numbers that TE has identified as EU RoHS compliant have a maximum concentration of 0.1% by weight in homogenous materials for lead, hexavalent chromium, mercury, PBB, PBDE, DBP, BBP, DEHP, DIBP, and 0.01% for cadmium, or qualify for an exemption to these limits as defined in the Annexes of Directive 2011/65/EU (RoHS2). Finished electrical and electronic equipment products will be CE marked as required by Directive 2011/65/EU. Components may not be CE marked. Additionally, the part numbers that TE has identified as EU ELV compliant have a maximum concentration of 0.1% by weight in homogenous materials for lead, hexavalent chromium, and mercury, and 0.01% for cadmium, or qualify for an exemption to these limits as defined in the Annexes of Directive 2000/53/EC (ELV). Regarding the REACH Regulation, the information TE provides on SVHC in articles for this part number is based on the latest European Chemicals Agency (ECHA) 'Guidance on requirements for substances in articles' posted at this URL: <https://echa.europa.eu/guidance-documents/guidance-on-reach>

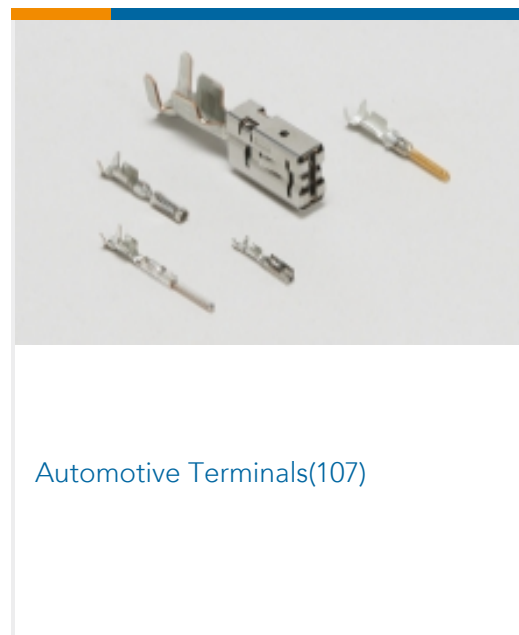
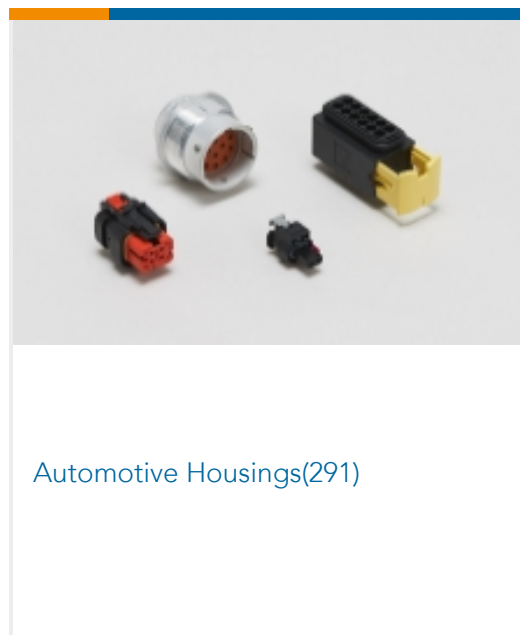

## Compatible Parts




### Also in the Series | AMP MCP 2.8

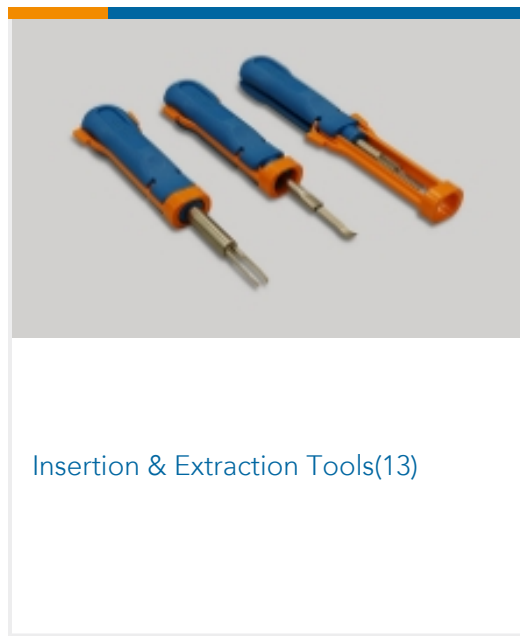


### Also in the Series | AMP MCP Connector System






Connector Seals & Cavity Plugs(6)



Insertion & Extraction Tools(13)



Other Automotive Connector Accessories(2)



PCB Headers & Receptacles(28)

## Customers Also Bought



TE Part #2-1609113-7  
1CUFS1=F8298



TE Part #1-1703543-0  
2POS,TAB 2.8X0.8,TAB HSG,ASSY



TE Part #1418994-1  
AMP MCP Unsealed Connector Housings



TE Part #2272169-1  
MCON WIRE DRESS, 2P PLUG, RIGHT ANGLE



TE Part #1-968855-1  
AMP MCP, RECEPTACLE AND TAB



TE Part #5672696010  
TSAS-NR502-X-10MM



TE Part #185402-2  
MODULAR RELAY HOLDER

## Documents

### Product Drawings

MCP2,8BU-GEH ASSY2P

English

### CAD Files

3D PDF

3D

Customer View Model

[ENG\\_CVM\\_CVM\\_1-1355200-1\\_D.2d\\_dxf.zip](#)

English

Customer View Model

[ENG\\_CVM\\_CVM\\_1-1355200-1\\_D.3d\\_igs.zip](#)

English

Customer View Model

[ENG\\_CVM\\_CVM\\_1-1355200-1\\_D.3d\\_stp.zip](#)

English

By downloading the CAD file I accept and agree to the [Terms and Conditions](#) of use.



---

**Product Specifications**

**Product Specification**

English