

1-120528-1 ✓ ACTIVE


TE Internal #: 1-120528-1

PCB Mount Receptacle, Vertical, Board-to-Board, 64 Position, 1mm [.039in] Centerline, Gold, Printed Circuit Board, 1A Contact Current Rating (Max)

[View on TE.com >](#)



Connectors > PCB Connectors > Board-to-Board Connectors > Board-to-Board Headers & Receptacles



PCB Connector Assembly Type: **PCB Mount Receptacle**

PCB Mount Orientation: **Vertical**

Connector System: **Board-to-Board**

Number of Positions: **64**

Centerline (Pitch): **1 mm [.039 in]**

Features

Product Type Features

PCB Connector Assembly Type	PCB Mount Receptacle
Connector System	Board-to-Board
Sealable	No
Connector & Contact Terminates To	Printed Circuit Board

Configuration Features

Number of Rows	2
Number of Columns	32
Stackable	Yes
PCB Mount Orientation	Vertical
Number of Positions	64
Board-to-Board Configuration	Parallel

Electrical Characteristics

Insulation Resistance	2 MΩ
Operating Voltage	250 VAC

Signal Characteristics

Differential Signaling	Yes
------------------------	-----

Contact Features

Contact Layout	Inline
----------------	--------



PCB Contact Termination Area Plating Material Thickness	3.81 μm [150 μin]
Mating Tab Width	.63 mm[.024 in]
Mating Tab Thickness	.2 mm[.008 in]
Contact Underplating Material Thickness	1.27 μm [50 μin]
PCB Contact Termination Area Plating Material Finish	Matte
Contact Shape & Form	Single Beam
PCB Contact Termination Area Plating Material	Tin-Lead
Contact Base Material	Phosphor Bronze
Contact Mating Area Plating Material	Gold
Contact Mating Area Plating Material Thickness	1.27 μm [50 μin]
Contact Type	Socket
Contact Current Rating (Max)	1 A

Termination Features

Rectangular Termination Post & Tail Thickness	.2 mm[.008 in]
Rectangular Termination Post & Tail Width	.3 mm[.011 in]
Termination Method to Printed Circuit Board	Surface Mount

Mechanical Attachment

PCB Mount Alignment Type	Locating Posts
Mating Retention	Without
PCB Mount Retention Type	None
Mating Alignment	Without
Mating Alignment Type	None
PCB Mount Retention	Without
PCB Mount Alignment	Without

Housing Features

Mating Entry Location	Top
Centerline (Pitch)	1 mm[.039 in]
Housing Color	Black
Housing Material	Matte

Dimensions

Connector Length	34.22 mm[1.347 in]
Connector Height	5.37 mm[.211 in]
Connector Width	3.81 mm[150 in]



Stack Height	8 mm, 9 mm, 10 mm[.394 in]
--------------	----------------------------

Usage Conditions

Operating Temperature Range	-55 – 110 °C[-67 – 230 °F]
-----------------------------	----------------------------

Operation/Application

Assembly Process Feature	Pick and Place Cover
Circuit Application	Signal

Industry Standards

Industry Standard	IEEE 1386
UL Flammability Rating	UL 94V-0
Agency/Standard	CSA, UL
CSA Certified	Yes
CSA File Number	LR7189
UL File Number	E28476
UL Rating	Listed

Packaging Features

Packaging Quantity	650
Packaging Method	Tape & Reel

Product Compliance

















[For compliance documentation, visit the product page on TE.com>](#)


EU RoHS Directive 2011/65/EU	Not Compliant
EU ELV Directive 2000/53/EC	Not Compliant
China RoHS 2 Directive MIIT Order No 32, 2016	Restricted Materials Above Threshold
EU REACH Regulation (EC) No. 1907/2006	Current ECHA Candidate List: JUN 2020 (209) Candidate List Declared Against: JAN 2020 (205) Pb (13% in Component Part) Article Safe Usage Statements: Do not eat, drink or smoke when using this product. Wash thoroughly after handling. Recycle if possible and dispose of the article by following all applicable governmental regulations relevant to your geographic location.
Halogen Content	Low Halogen - Br, Cl, F, I < 900 ppm per homogenous material. Also BFR/CFR/PVC Free
Solder Process Capability	Reflow solder capable to 260°C

Product Compliance Disclaimer


This information is provided based on reasonable inquiry of our suppliers and represents our current actual knowledge based on the information they provided. This information is subject to change. The part numbers that TE has identified as EU RoHS compliant have a maximum concentration of 0.1% by weight in homogenous materials for lead, hexavalent chromium, mercury, PBB, PBDE, DBP, BBP, DEHP, DIBP, and 0.01% for cadmium, or qualify for an exemption to these limits as defined in the Annexes of Directive 2011/65/EU (RoHS2). Finished electrical and electronic equipment products will be CE marked as required by Directive 2011/65/EU. Components may not be CE marked. Additionally, the part numbers that TE has identified as EU ELV compliant have a maximum concentration of 0.1% by weight in homogenous materials for lead, hexavalent chromium, and mercury, and 0.01% for cadmium, or qualify for an exemption to these limits as defined in the Annexes of Directive 2000/53/EC (ELV). Regarding the REACH Regulation, the information TE provides on SVHC in articles for this part number is based on the latest European Chemicals Agency (ECHA) 'Guidance on requirements for substances in articles' posted at this URL: <https://echa.europa.eu/guidance-documents/guidance-on-reach>

Compatible Parts


 <p>TE Model / Part # 1-120527-1 1FHP,64,50A/P,S,N,S10,12,13,15</p>	 <p>TE Model / Part # 1-5146888-1 1FHP,64,50A/S,S,C,S10,12,13,15</p>	 <p>TE Model / Part # 1-5120527-1 1FHP,64,50A/S,S,N,S10,12,13,15</p>	 <p>TE Model / Part # 120527-1 1FHP,64,30A/P,S,N,S10,12,13,15</p>
 <p>TE Model / Part # 1-5120528-1 1FHR,64,50A/S,N,C,S08,09,10</p>	 <p>TE Model / Part # 120521-1 1FHR,64,30A/P,S,N,S08,09,10</p>	 <p>TE Model / Part # 1-5120534-1 1FHP,64,50A/S,N,C,S10,12,13,15</p>	 <p>TE Model / Part # 1-146888-1 1FHP,64,50A/P,S,C,S10,12,13,15</p>
 <p>TE Model / Part # 1-146897-1 1FHP,64,50A/P,S,C,S08</p>	 <p>TE Model / Part # 146888-1 1FHP,64,30A/P,S,C,S10,12,13,15</p>	 <p>TE Model / Part # 1-120534-1 1FHP,64,50A/P,N,C,S10,12,13,15</p>	 <p>TE Model / Part # 1-120532-1 1FHP,64,50A/P,N,C,S08</p>
 <p>TE Model / Part # 1-120533-1 1FHP,64,50A/P,N,C,S09,11,14</p>	 <p>TE Model / Part # 1-146898-1 1FHP,64,50A/P,S,C,S09,11,14</p>	 <p>TE Model / Part # 1-5120525-1 1FHP,64,50A/S,S,N,S08</p>	 <p>TE Model / Part # 1-5120526-1 1FHP,64,50A/S,S,N,S09,11,14</p>




TE Model / Part # 1-5120532-1
1FHP,64,50A/S,N,C,S08



TE Model / Part # 1-5120533-1
1FHP,64,50A/S,N,C,S09,11,14



TE Model / Part # 1-5146897-1
1FHP,64,50A/S,S,C,S08



TE Model / Part # 1-5146898-1
1FHP,64,50A/S,S,C,S09,11,14

Customers Also Bought




TE Model / Part #3-1617004-2
B07D692BZ2-0011 = M5757/23-001



TE Model / Part #204518-2
RECEPT ASSY,62 POSN,AMPLIMITE



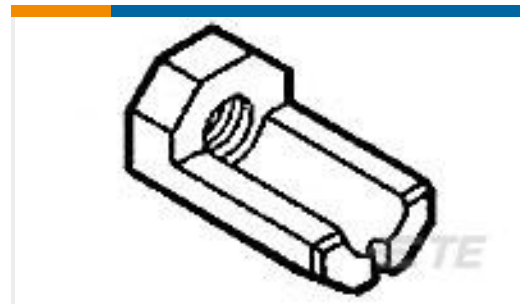
TE Model / Part #5-104655-6
50 50/50 HDR DRST SFMNT TIN



TE Model / Part #5-1437536-5
528-AG11D=SOCKET ASSY



TE Model / Part #204506-1
RECEPT ASSY,62 POSN,AMPLIMITE



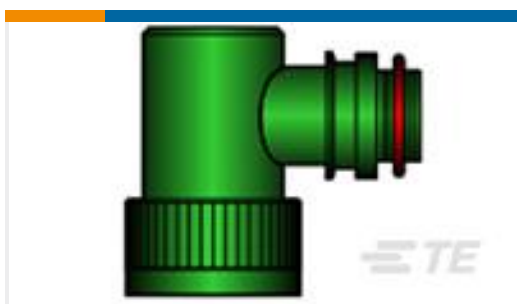
TE Model / Part #534164-2
MINI BX KEY RIVET/NI PLATED



TE Model / Part #610001-000
D-300-08



TE Model / Part #3-1617146-2
JMGACDD-26PW = M39016/19-042P



TE Model / Part #946223-000
TXR40AB90-1612AI



TE Model / Part #843338-000
101A041-3/42-0

Documents

Product Drawings

1FHR,64,50A/P,N,C,S08,09,10

English

CAD Files

3D PDF

3D

Customer View Model

ENG_CVM_CVM_1-120528-1_L.2d_dxf.zip



English

Customer View Model

[ENG_CVM_CVM_1-120528-1_L.3d_igs.zip](#)

English

Customer View Model

[ENG_CVM_CVM_1-120528-1_L.3d_stp.zip](#)

English

By downloading the CAD file I accept and agree to the [Terms and Conditions](#) of use.

Product Specifications

[Application Specification](#)

English