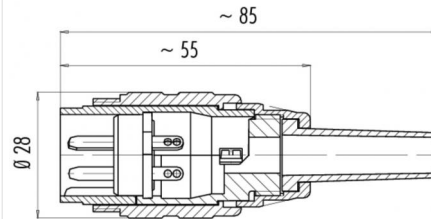


Product description **M25 cable connector, Contacts: 7, 5.0 - 8.0 mm, shielding is not possible, solder, IP40**  
 Area **M25 series 691**  
 Order number **09 0041 00 07**

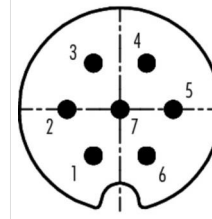
### Illustration



### Scale drawing



### Contact arrangement



	X	Y
1	-2,50	-4,33
2	-5,00	0,00
3	-2,50	4,33
4	2,50	4,33
5	5,00	0,00
6	2,50	-4,33
7	0,00	0,00

You can find the component part drawing on the next page.

## Technical data

### General values

Connector design	cable connector
Connector locking system	screw
Termination	solder
Wire gauge (mm)	0.75 mm <sup>2</sup>
Wire gauge (AWG)	18
Cable outlet	5.0 - 8.0 mm
Upper limit temperature	85 °C
Lower limit temperature	- 40 °C
Customs tariff number	85369010
Packaging Unit	10

### Electrical values

Rated current (40 °C)	5 A
Rated voltage	250 V
Rated impulse voltage	2500 V
Pollution degree	1
Overvoltage category	II
Insulating material group	III
Insulation resistance	≥ 10 <sup>10</sup> Ω
EMC compliance	shielding is not possible
Degree of protection	IP40
Mechanical operation	> 50 Mating cycles

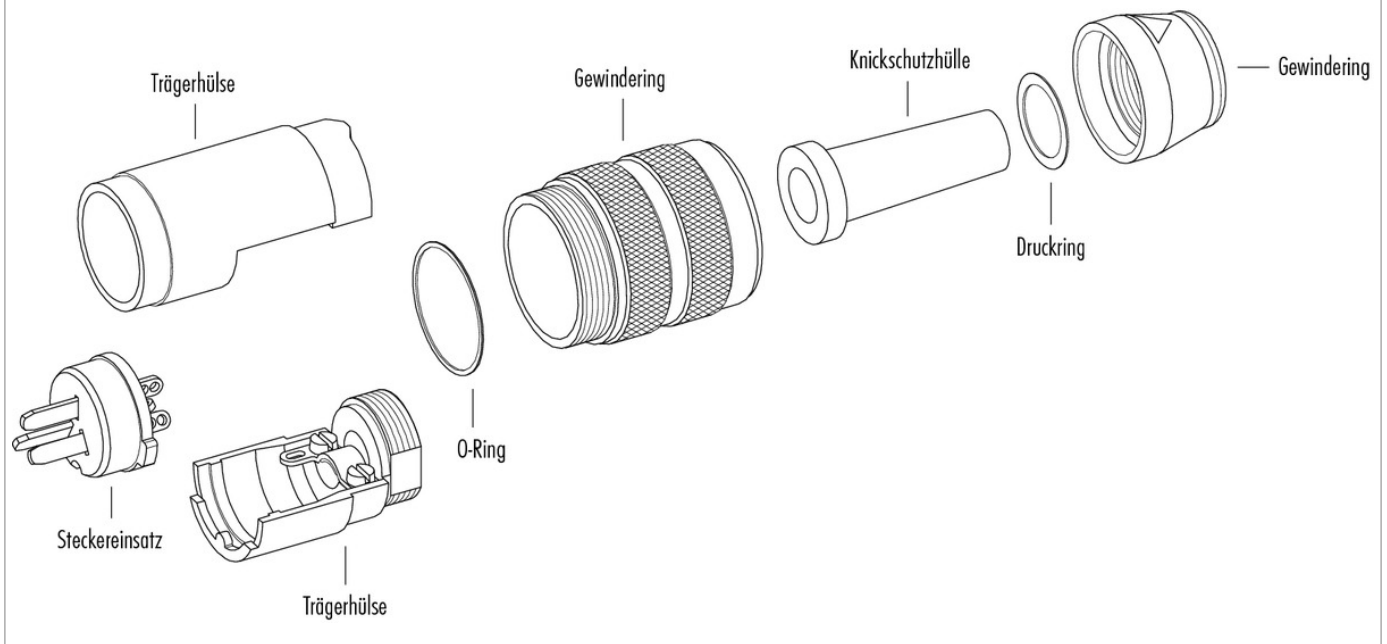
### Material

Contact material	CuZn (brass)
Contact plating	CuSnZn (Optalloy)
Contact body material	PET (UL94 V-0)
Housing material	GD-AL eloxiert

Product description **M25 cable connector, Contacts: 7, 5.0 - 8.0 mm, shielding is not possible, solder, IP40**

Area **M25 series 691**  
Order number **09 0041 00 07**

### Component part drawing



Product description	<b>M25 cable connector, Contacts: 7, 5.0 - 8.0 mm, shielding is not possible, solder, IP40</b>
Area	<b>M25 series 691</b>
Order number	<b>09 0041 00 07</b>

## Security notices

The connector must not be connected or separated under load. Non-observance and incorrect use can result in personal injury.

The connectors are designed for use in plant, control system and electrical equipment. The end user is responsible for checking whether the connectors are suitable for use in other applications.

To prevent the connector being opened unintentionally when used in electrical circuits containing hazardous life parts, the thread between the housing and the connector head must be secured using a suitable cyanoacrylate adhesive. This does not apply to connectors used in SELV and PELV circuits according to IEC 61140 (EN 61140, VDE 0140-1).

Connectors used in electrical circuits containing hazardous life parts must only be assembled and used by or under the supervision of persons with the requisite electrotechnical training, taking the applicable regulations and standards into account.

To lock the cable connector to the equipment connector, the threaded ring is tightened until it is 'finger-tight' (approx. 50 cNm).