

## Panel feed-through terminal block - HDFKV 10 - 0709013

Please be informed that the data shown in this PDF Document is generated from our Online Catalog. Please find the complete data in the user's documentation. Our General Terms of Use for Downloads are valid (<http://phoenixcontact.com/download>)



Panel feed-through terminal block, Connection method: Screw connection, Load current : 76 A, Cross section: 0.5 mm<sup>2</sup> - 16 mm<sup>2</sup>, AWG 20 - 8, Connection direction of the conductor to plug-in direction: 90 °, Width: 10.1 mm, Color: gray



### Key commercial data

Packing unit	1 pc
GTIN	 4 017918 004873
Weight per Piece (excluding packing)	21.528 GRM
Custom tariff number	85369010
Country of origin	Greece

### Technical data

#### General

Number of levels	1
Number of connections	2
Color	gray
Insulating material	PA
Inflammability class according to UL 94	V0
Maximum load current	76 A
Rated surge voltage	6 kV
Pollution degree	3
Surge voltage category	III
Insulating material group	I
Connection in acc. with standard	IEC 60947-7-1
Nominal current I <sub>N</sub>	57 A
Nominal voltage U <sub>N</sub>	400 V (With metal panels of 1 mm ... 2.5 mm)

# Panel feed-through terminal block - HDFKV 10 - 0709013

## Technical data

### General

	250 V (With metal panels over 2.5 mm ... 5 mm)
	400 V (With plastic panels of 1 mm ... 4 mm)
Open side panel	nein
Number of positions	1

### Dimensions

Width	10.1 mm
-------	---------

### Connection data

Connection side	Level 1 ext. 1
Connection method	Screw connection
Conductor cross section solid min.	0.5 mm <sup>2</sup>
Conductor cross section solid max.	16 mm <sup>2</sup>
Conductor cross section stranded min.	0.5 mm <sup>2</sup>
Conductor cross section stranded max.	10 mm <sup>2</sup>
Conductor cross section AWG/kcmil min.	20
Conductor cross section AWG/kcmil max	6
Conductor cross section stranded, with ferrule without plastic sleeve min.	0.5 mm <sup>2</sup>
Conductor cross section stranded, with ferrule without plastic sleeve max.	10 mm <sup>2</sup>
Conductor cross section stranded, with ferrule with plastic sleeve min.	0.5 mm <sup>2</sup>
Conductor cross section stranded, with ferrule with plastic sleeve max.	10 mm <sup>2</sup>
2 conductors with same cross section, solid min.	0.5 mm <sup>2</sup>
2 conductors with same cross section, solid max.	4 mm <sup>2</sup>
2 conductors with same cross section, stranded min.	0.5 mm <sup>2</sup>
2 conductors with same cross section, stranded max.	4 mm <sup>2</sup>
2 conductors with same cross section, stranded, ferrules without plastic sleeve, min.	0.5 mm <sup>2</sup>
2 conductors with same cross section, stranded, ferrules without plastic sleeve, max.	2.5 mm <sup>2</sup>
2 conductors with same cross section, stranded, TWIN ferrules with plastic sleeve, min.	0.5 mm <sup>2</sup>
2 conductors with same cross section, stranded, TWIN ferrules with plastic sleeve, max.	6 mm <sup>2</sup>
Cross section with insertion bridge, solid max.	10 mm <sup>2</sup>
Cross section with insertion bridge, stranded max.	10 mm <sup>2</sup>
Stripping length	11 mm
Internal cylindrical gage	B6
Screw thread	M4
Tightening torque, min	1.5 Nm

# Panel feed-through terminal block - HDFKV 10 - 0709013

## Technical data

### Connection data

Tightening torque max	1.8 Nm
-----------------------	--------

## Classifications

### eCl@ss

eCl@ss 4.0	27141131
eCl@ss 4.1	27141131
eCl@ss 5.0	27141134
eCl@ss 5.1	27141134
eCl@ss 6.0	27141134
eCl@ss 7.0	27141134
eCl@ss 8.0	27141134

### ETIM

ETIM 2.0	EC001283
ETIM 3.0	EC001283
ETIM 4.0	EC001283
ETIM 5.0	EC001283

### UNSPSC

UNSPSC 6.01	30211811
UNSPSC 7.0901	39121410
UNSPSC 11	39121410
UNSPSC 12.01	39121410
UNSPSC 13.2	39121410

## Approvals

### Approvals

---

#### Approvals

CSA / UL Recognized / KEMA-KEUR / GOST / IEC CB Scheme / GOST

---

#### Ex Approvals


---


#### Approvals submitted


# Panel feed-through terminal block - HDFKV 10 - 0709013


## Approvals


### Approval details

CSA 	
mm <sup>2</sup> /AWG/kcmil	22-6
Nominal current I <sub>N</sub>	65 A
Nominal voltage U <sub>N</sub>	300 V

UL Recognized 				
		B	C	D
mm <sup>2</sup> /AWG/kcmil	24-6	24-6	24-6	24-6
Nominal current I <sub>N</sub>	65 A	65 A	65 A	10 A
Nominal voltage U <sub>N</sub>	300 V	300 V	150 V	300 V

KEMA-KEUR 	
mm <sup>2</sup> /AWG/kcmil	10
Nominal current I <sub>N</sub>	57 A
Nominal voltage U <sub>N</sub>	250 V

GOST 	
--	--

IECCEB Scheme 	
mm <sup>2</sup> /AWG/kcmil	10
Nominal current I <sub>N</sub>	57 A
Nominal voltage U <sub>N</sub>	250 V

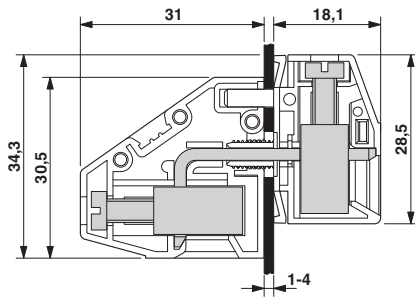
# Panel feed-through terminal block - HDFKV 10 - 0709013

## Approvals



## Drawings

Dimensioned drawing



Dimensioned drawing

