

"High Frequency Ceramic Solutions"

500 MHz Low Pass Filter

P/N 0500LP15A500

Detail Specification: 02/03/09

Page 1 of 2

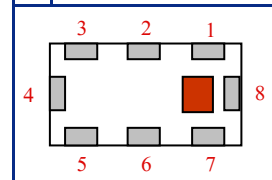
General Specifications

Part Number	0500LP15A500
Frequency (MHz)	0 - 500
Insertion Loss	0.7 dB max.
Return Loss	9.5 dB min.
Attenuation (min.)	9 dB @ 824 - 960 Mhz
Attenuation (min.)	25 dB @ 1.71 - 1.99 Mhz
Attenuation (min.)	25 dB @ 2.40 - 4.00 Mhz

Impedance	50 Ω
Operating Temperature	-40 to +85°C
Storage Temperature	-40 to +85°C
Reel Quantity	4,000
Input Power	1 Watt max.

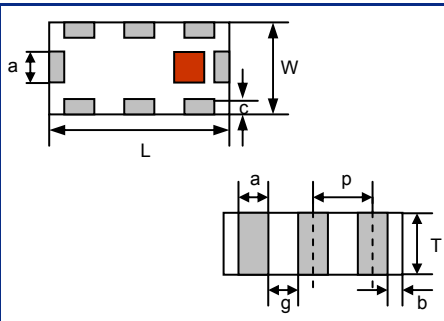
Terminal Configuration

No.	Function
1	GND
2	NC
3	GND
4	OUT
5	GND
6	NC
7	GND
8	IN



Mechanical Dimensions

	In	mm
L	0.079 ± 0.004	2.00 ± 0.10
W	0.049 ± 0.004	1.25 ± 0.10
T	0.037 ± 0.004	0.95 ± 0.10
a	0.012 ± 0.004	0.30 ± 0.10
g	0.008 ± 0.004	0.20 ± 0.10
b	0.012 +.004/-0.008	0.30 +0.1/-0.2
g	0.014 ± 0.004	0.35 ± 0.10
p	0.026 ± 0.002	0.65 ± 0.05

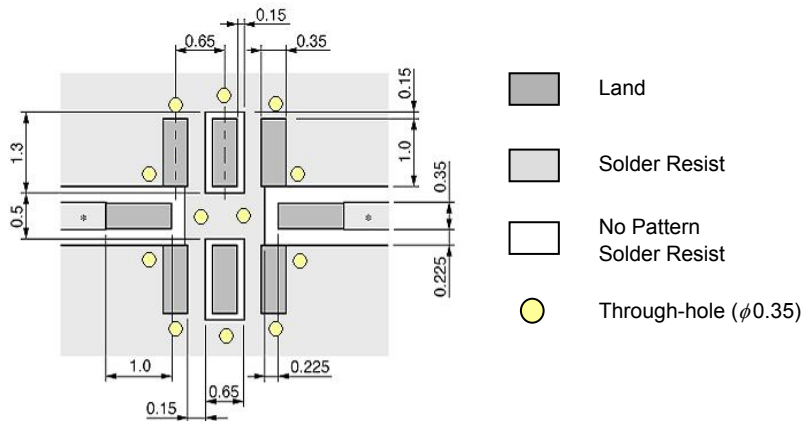


Mounting Considerations

Mount these devices with brown mark facing up.

* Line width should be designed to provide 50 ohm impedance, depending on PCB material and thickness

Units: mm



Johanson Technology, Inc. reserves the right to make design changes without notice.

All sales are subject to Johanson Technology, Inc. terms and conditions.



www.johansontechnology.com

4001 Calle Tecate • Camarillo, CA 93012 • TEL 805.389.1166 FAX 805.389.1821

2009 Johanson Technology, Inc. All Rights Reserved

"High Frequency Ceramic Solutions"

500 MHz Low Pass Filter

P/N 0500LP15A500

Detail Specification: 02/03/09

Page 2 of 2

Typical Electrical Performance (T=25°C)



Johanson Technology, Inc. reserves the right to make design changes without notice.

All sales are subject to Johanson Technology, Inc. terms and conditions.



www.johansontechnology.com

4001 Calle Tecate • Camarillo, CA 93012 • TEL 805.389.1166 FAX 805.389.1821

2009 Johanson Technology, Inc. All Rights Reserved