

## Ground modular terminal block - USLKG 50 - 0443049

Please be informed that the data shown in this PDF Document is generated from our Online Catalog. Please find the complete data in the user's documentation. Our General Terms of Use for Downloads are valid (<http://phoenixcontact.com/download>)



Ground modular terminal block, Connection method: Screw connection, Number of positions: 1, Cross section: 16 mm<sup>2</sup> - 50 mm<sup>2</sup>, AWG: 6 - 1/0, Width: 20 mm, Color: green-yellow, Mounting type: NS 35/7,5, NS 35/15, NS 32

### Product Features

- ✓ Reliable cable connection is ensured by three-point centering of the conductor in the prismatic sleeve base
- ✓ Low contact resistance of the contact surface due to ribbing
- ✓ Screw locking by means of spring-loaded elements in the clamping part



### Key commercial data

Packing unit	1 pc
GTIN	 4 017918 002282
Weight per Piece (excluding packing)	184.86 GRM
Custom tariff number	85369010
Country of origin	Poland

### Technical data

#### General

Number of levels	1
Number of connections	2
Color	green-yellow
Insulating material	PA
Inflammability class according to UL 94	V0
Maximum load current	150 A (with 50 mm <sup>2</sup> conductor cross section)
Rated surge voltage	8 kV

## Ground modular terminal block - USLKG 50 - 0443049

### Technical data

#### General

Pollution degree	3
Surge voltage category	III
Insulating material group	I
Connection in acc. with standard	IEC 60947-7-2
Maximum load current	150 A (with 50 mm <sup>2</sup> conductor cross section)
Nominal current I <sub>N</sub>	150 A
Maximum load current	150 A (with 50 mm <sup>2</sup> conductor cross section)
Open side panel	nein
Number of positions	1

#### Dimensions

Width	20 mm
Length	70.5 mm
Height NS 35/15	83.5 mm
Height NS 32	81 mm

#### Connection data

Note	Please observe the current carrying capacity of the DIN rails.
Connection in acc. with standard	IEC 60947-7-2
Connection method	Screw connection
Conductor cross section solid min.	16 mm <sup>2</sup>
Conductor cross section solid max.	50 mm <sup>2</sup>
Conductor cross section AWG/kcmil min.	6
Conductor cross section AWG/kcmil max	1/0
Conductor cross section stranded min.	25 mm <sup>2</sup>
Conductor cross section stranded max.	50 mm <sup>2</sup>
Min. AWG conductor cross section, stranded	3
Max. AWG conductor cross section, stranded	1/0
Conductor cross section stranded, with ferrule without plastic sleeve min.	25 mm <sup>2</sup>
Conductor cross section stranded, with ferrule without plastic sleeve max.	50 mm <sup>2</sup>
Conductor cross section stranded, with ferrule with plastic sleeve min.	25 mm <sup>2</sup>
Conductor cross section stranded, with ferrule with plastic sleeve max.	50 mm <sup>2</sup>
2 conductors with same cross section, solid min.	10 mm <sup>2</sup>
2 conductors with same cross section, solid max.	16 mm <sup>2</sup>
2 conductors with same cross section, stranded min.	10 mm <sup>2</sup>
2 conductors with same cross section, stranded max.	16 mm <sup>2</sup>
2 conductors with same cross section, stranded, ferrules without plastic sleeve, min.	10 mm <sup>2</sup>

## Ground modular terminal block - USLKG 50 - 0443049

### Technical data

#### Connection data

2 conductors with same cross section, stranded, ferrules without plastic sleeve, max.	16 mm <sup>2</sup>
Stripping length	24 mm
Screw thread	M6
Tightening torque, min	6 Nm
Tightening torque max	8 Nm

### Classifications

#### eCl@ss

eCl@ss 4.0	27141118
eCl@ss 4.1	27141118
eCl@ss 5.0	27141118
eCl@ss 5.1	27141118
eCl@ss 6.0	27141141
eCl@ss 7.0	27141141
eCl@ss 8.0	27141141

#### ETIM

ETIM 2.0	EC000901
ETIM 3.0	EC000901
ETIM 4.0	EC000901
ETIM 5.0	EC000901

#### UNSPSC

UNSPSC 6.01	30211811
UNSPSC 7.0901	39121410
UNSPSC 11	39121410
UNSPSC 12.01	39121410
UNSPSC 13.2	39121410

### Approvals

#### Approvals

---

#### Approvals

UL Recognized / cUL Recognized / GOST / LR / BV / DNV / RS / PRS / GOST / GL / CSA / cULus Recognized

---

# Ground modular terminal block - USLKG 50 - 0443049


## Approvals


Ex Approvals


IECEX / ATEX

Approvals submitted

## Approval details

UL Recognized 	
mm <sup>2</sup> /AWG/kcmil	6-1/0

cUL Recognized 	
mm <sup>2</sup> /AWG/kcmil	6-1/0

GOST 
--


LR
----

BV
----

DNV
-----

RS
----

PRS
-----

GOST 
--


## Ground modular terminal block - USLKG 50 - 0443049

### Approvals

GL

CSA 

	B	C	D
mm <sup>2</sup> /AWG/kcmil	6-1/0	6-1/0	6-1/0
Nominal voltage UN	600 V	600 V	600 V

cULus Recognized 

### Drawings

Circuit diagram

