

# ELECTRONIC HYGROSTAT

## EFR 012



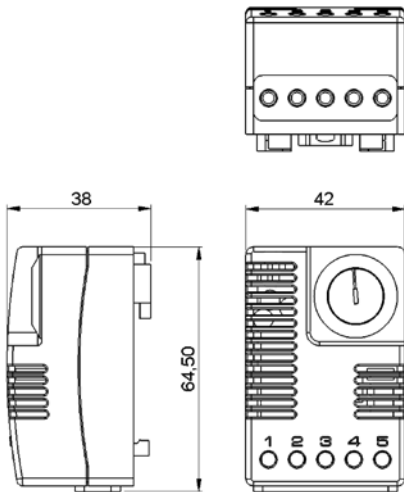
- > Adjustable and pre-set relative humidity
- > Status indicator (LED)
- > High switching capacity
- > Clip fixing
- > Temperature-compensated

The electronic hygrostat senses the relative humidity in an enclosure with electric/electronic components and turns on a heater at the set point, helping prevent the formation of condensation in the enclosure. The LED integrated in the adjustment knob is lit when the connected heater is in operation.

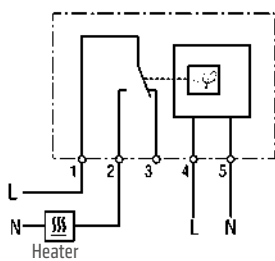


### TECHNICAL DATA

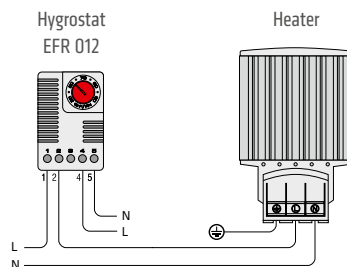
Switch difference	5 % RH ( $\pm 3$ % RH tolerance) at +25 °C (+77 °F), 50 % RH
Reaction time	5 sec.
Contact type	change-over contact (relay)
Service life	> 50,000 cycles
Max. switching capacity (relay output)	AC 240 V / AC 120 V 8 (1.6) A DC 100 W at DC 24 V
Max. inrush current	AC 16 A for 10 sec.
Optical indicator	LED
Connection	5-pole terminal, clamping torque 0.5 Nm max.: rigid/stranded <sup>1</sup> wire 2.5 mm <sup>2</sup> (AWG 14)
Mounting	clip for 35 mm DIN rail, EN 60715
Casing	plastic according to UL94 V-0, light grey
Dimensions	64.5 x 42 x 38 mm
Weight	approx. 70 g
Fitting position	vertical
Operating/Storage temperature	0 to +60 °C (+32 to +140 °F) / -20 to +70 °C (-4 to +158 °F)
Operating/Storage humidity	max. 90 % RH (non-condensing)
Protection type	IP20



<sup>1</sup> When connecting with stranded wires, wire end ferrules must be used.



Connection diagram



Example of connection

Art. No.	Operating voltage	Setting range	Approvals		
01245.0-00	AC 230 V, 50/60 Hz	40 to 90 % RH	VDE	UL File No. E164102	EAC
01246.0-00	AC 230 V, 50/60 Hz	65 % RH pre-set	VDE	UL File No. E164102	EAC
01246.0-01	AC 230 V, 50/60 Hz	50 % RH pre-set	VDE	UL File No. E164102	EAC
01245.9-00	AC 120 V, 50/60 Hz	40 to 90 % RH	-	UL File No. E164102	EAC
01246.9-00	AC 120 V, 50/60 Hz	65 % RH pre-set	-	UL File No. E164102	EAC